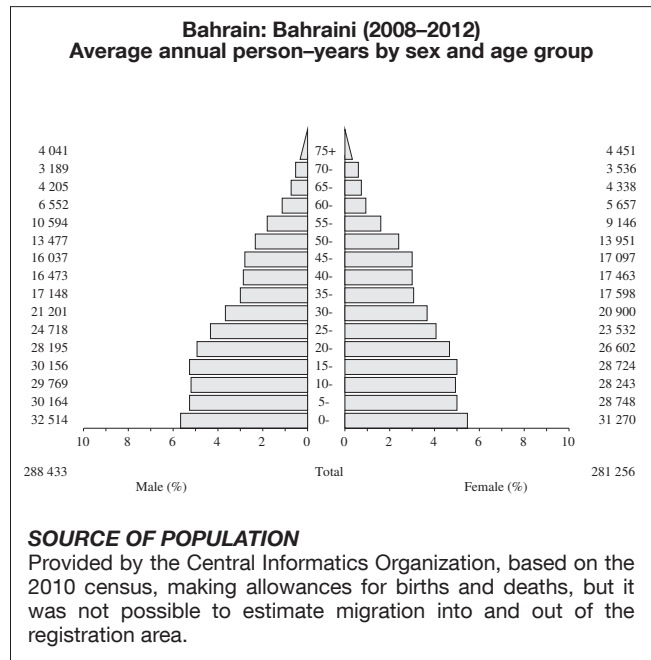


Bahrain: Bahraini

CONTRIBUTORS

Najat Abulfateh
Dalal Alsalman



10 major cancers, ASR (World) per 100 000

<i>Male</i>		<i>Female</i>	
Trachea, bronchus, and lung	16.7	Breast	50.3
Prostate	10.4	Colon	8.0
Bladder	10.3	Trachea, bronchus, and lung	7.6
Colon	10.3	Ovary	6.9
Non-Hodgkin lymphoma	8.0	Non-Hodgkin lymphoma	5.6
Rectum	6.6	Corpus uteri	5.1
Pancreas	4.5	Thyroid	4.4
Brain and nervous system	4.5	Cervix uteri	4.1
Stomach	4.5	Rectum	3.7
Liver	4.3	Liver	3.5
All sites	120.3	All sites	133.3

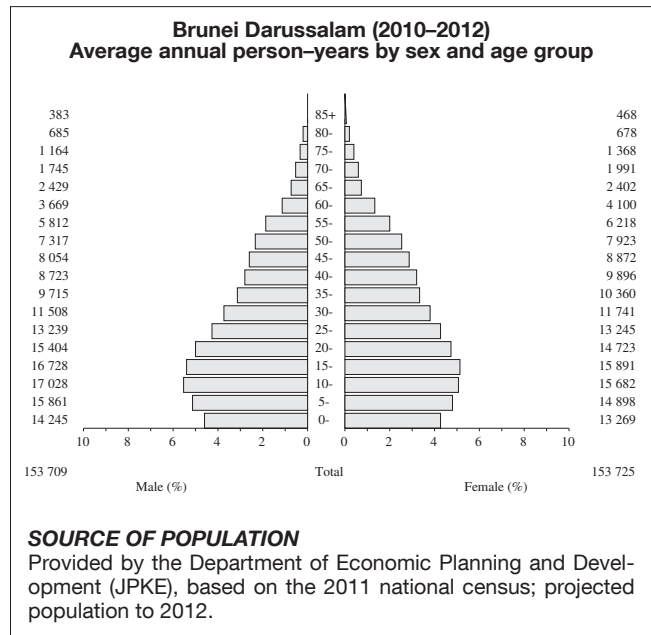
Bahrain: Bahraini (2008–2012)

SITE	Male						Female						ICD-10
	No. cases	Freq. (%)	Crude rate (per 100 000)	ASR world	Cum. rates 0-64 (%)	0-74 (%)	No. cases	Freq. (%)	Crude rate (per 100 000)	ASR world	Cum. rates 0-64 (%)	0-74 (%)	
Lip	2	0.2	0.1	0.1	0.02	0.02	0	0.0	0.0	0.0	0.00	0.00	C00
Tongue	8	0.7	0.6	0.8	0.06	0.09	8	0.5	0.6	0.9	0.05	0.12	C01-02
Mouth	14	1.2	1.0	1.4	0.08	0.18	1	0.1	0.1	0.1	0.00	0.00	C03-06
Salivary glands	3	0.2	0.2	0.3	0.01	0.07	4	0.3	0.3	0.3	0.02	0.02	C07-08
Tonsil	0	0.0	0.0	0.0	0.00	0.00	0	0.0	0.0	0.0	0.00	0.00	C09
Other oropharynx	1	0.1	0.1	0.1	0.00	0.02	1	0.1	0.1	0.1	0.01	0.01	C10
Nasopharynx	15	1.2	1.0	1.2	0.09	0.12	3	0.2	0.2	0.2	0.02	0.02	C11
Hypopharynx	1	0.1	0.1	0.1	0.00	0.00	3	0.2	0.2	0.4	0.02	0.05	C12-13
Pharynx unspecified	1	0.1	0.1	0.1	0.00	0.02	0	0.0	0.0	0.0	0.00	0.00	C14
Oesophagus	16	1.3	1.1	1.6	0.06	0.21	9	0.6	0.6	0.9	0.05	0.13	C15
Stomach	42	3.5	2.9	4.5	0.16	0.55	37	2.5	2.6	3.2	0.21	0.30	C16
Small intestine	8	0.7	0.6	0.9	0.02	0.14	4	0.3	0.3	0.4	0.01	0.06	C17
Colon	104	8.6	7.2	10.3	0.71	1.33	88	5.9	6.3	8.0	0.55	1.01	C18
Rectum	67	5.5	4.6	6.6	0.35	0.79	40	2.7	2.8	3.7	0.27	0.43	C19-20
Anus	5	0.4	0.3	0.6	0.04	0.09	2	0.1	0.1	0.2	0.01	0.01	C21
Liver	44	3.6	3.1	4.3	0.21	0.47	35	2.3	2.5	3.5	0.17	0.43	C22
Gallbladder etc.	13	1.1	0.9	1.4	0.04	0.19	13	0.9	0.9	1.3	0.05	0.20	C23-24
Pancreas	44	3.6	3.1	4.5	0.18	0.59	30	2.0	2.1	3.0	0.19	0.39	C25
Nose, sinuses etc.	1	0.1	0.1	0.1	0.01	0.01	0	0.0	0.0	0.0	0.00	0.00	C30-31
Larynx	23	1.9	1.6	2.4	0.13	0.28	0	0.0	0.0	0.0	0.00	0.00	C32
Trachea, bronchus, and lung	156	12.8	10.8	16.7	0.47	1.79	72	4.8	5.1	7.6	0.23	0.95	C33-34
Other thoracic organs	5	0.4	0.3	0.3	0.02	0.02	3	0.2	0.2	0.2	0.02	0.02	C37-38
Bone	13	1.1	0.9	0.9	0.05	0.07	8	0.5	0.6	0.6	0.03	0.06	C40-41
Melanoma of skin	2	0.2	0.1	0.2	0.02	0.02	0	0.0	0.0	0.0	0.00	0.00	C43
Other skin	27		1.9	2.5	0.14	0.26	4		0.3	0.4	0.04	0.04	C44
Mesothelioma	10	0.8	0.7	1.1	0.05	0.10	1	0.1	0.1	0.1	0.00	0.00	C45
Kaposi sarcoma	1	0.1	0.1	0.1	0.00	0.00	0	0.0	0.0	0.0	0.00	0.00	C46
Connective and soft tissue	13	1.1	0.9	0.9	0.08	0.08	13	0.9	0.9	0.9	0.06	0.08	C47+C49
Breast	10	0.8	0.7	1.0	0.06	0.15	592	39.4	42.1	50.3	3.99	5.64	C50
Vulva							5	0.3	0.4	0.5	0.04	0.04	C51
Vagina							3	0.2	0.2	0.3	0.00	0.03	C52
Cervix uteri							43	2.9	3.1	4.1	0.23	0.49	C53
Corpus uteri							58	3.9	4.1	5.1	0.45	0.52	C54
Uterus unspecified							22	1.5	1.6	2.0	0.17	0.22	C55
Ovary							77	5.1	5.5	6.9	0.49	0.80	C56
Other female genital organs							4	0.3	0.3	0.3	0.01	0.04	C57
Placenta							3	0.2	0.2	0.2	0.02	0.02	C58
Penis	0	0.0	0.0	0.0	0.00	0.00							C60
Prostate	94	7.7	6.5	10.4	0.35	1.33							C61
Testis	11	0.9	0.8	0.7	0.06	0.06							C62
Other male genital organs	2	0.2	0.1	0.2	0.00	0.04							C63
Kidney	40	3.3	2.8	3.5	0.25	0.39	15	1.0	1.1	1.2	0.11	0.14	C64
Renal pelvis	0	0.0	0.0	0.0	0.00	0.00	0	0.0	0.0	0.0	0.00	0.00	C65
Ureter	0	0.0	0.0	0.0	0.00	0.00	0	0.0	0.0	0.0	0.00	0.00	C66
Bladder	97	8.0	6.7	10.3	0.48	1.21	23	1.5	1.6	2.3	0.09	0.21	C67
Other urinary organs	1	0.1	0.1	0.1	0.00	0.00	1	0.1	0.1	0.1	0.00	0.02	C68
Eye	1	0.1	0.1	0.1	0.00	0.00	2	0.1	0.1	0.2	0.02	0.02	C69
Brain and nervous system	54	4.4	3.7	4.5	0.27	0.43	34	2.3	2.4	2.8	0.16	0.29	C70-72
Thyroid	20	1.6	1.4	1.9	0.10	0.26	58	3.9	4.1	4.4	0.30	0.43	C73
Adrenal gland	3	0.2	0.2	0.3	0.01	0.04	1	0.1	0.1	0.1	0.00	0.00	C74
Other endocrine	1	0.1	0.1	0.1	0.00	0.00	1	0.1	0.1	0.1	0.01	0.01	C75
Hodgkin lymphoma	33	2.7	2.3	2.2	0.16	0.16	17	1.1	1.2	1.4	0.13	0.13	C81
Non-Hodgkin lymphoma	91	7.5	6.3	8.0	0.50	0.96	61	4.1	4.3	5.6	0.32	0.68	C82-86,C96
Immunoproliferative diseases	1	0.1	0.1	0.1	0.01	0.01	0	0.0	0.0	0.0	0.00	0.00	C88
Multiple myeloma	15	1.2	1.0	1.4	0.10	0.15	19	1.3	1.4	1.7	0.10	0.15	C90
Lymphoid leukaemia	25	2.1	1.7	1.9	0.08	0.08	16	1.1	1.1	1.3	0.07	0.09	C91
Myeloid leukaemia	31	2.6	2.1	2.5	0.13	0.19	27	1.8	1.9	2.2	0.14	0.22	C92-94
Leukaemia unspecified	23	1.9	1.6	1.9	0.13	0.13	13	0.9	0.9	1.1	0.05	0.08	C95
Myeloproliferative disorders	3	0.2	0.2	0.3	0.02	0.04	1	0.1	0.1	0.1	0.00	0.00	MPD
Myelodysplastic syndromes	5	0.4	0.3	0.5	0.00	0.06	3	0.2	0.2	0.3	0.01	0.03	MDS
Other and unspecified	42	3.5	2.9	4.2	0.14	0.39	29	1.9	2.1	2.9	0.15	0.34	O&U
All sites	1242		86.1	120.3	5.88	13.59	1507		107.2	133.3	9.07	14.97	C00-96
All sites except C44	1215	100.0	84.2	117.8	5.74	13.33	1503	100.0	106.9	132.9	9.03	14.92	C00-96 exc. C44

Brunei Darussalam

CONTRIBUTORS

Ong Sok King
Khairulhazman Othman



20 major cancers, ASR (World) per 100 000

<i>Male</i>		<i>Female</i>	
Trachea, bronchus, and lung	28.3	Breast	54.0
Prostate	21.5	Trachea, bronchus, and lung	23.4
Rectum	19.2	Cervix uteri	16.7
Colon	18.7	Colon	14.5
Liver	14.2	Ovary	14.0
Nasopharynx	13.3	Rectum	11.0
Stomach	11.9	Stomach	8.9
Non-melanoma skin cancer	11.9	Thyroid	8.5
Non-Hodgkin lymphoma	10.3	Corpus uteri	7.3
Kidney	5.6	Non-melanoma skin cancer	7.0
Other and unspecified	5.1	Non-Hodgkin lymphoma	6.9
Pancreas	4.2	Nasopharynx	6.6
Myeloid leukaemia	4.0	Uterus unspecified	6.5
Brain and nervous system	3.2	Pancreas	5.2
Thyroid	3.1	Other and unspecified	4.7
Oesophagus	3.1	Kidney	3.2
Bladder	3.1	Liver	3.1
Gallbladder etc.	2.7	Hodgkin lymphoma	2.1
Multiple myeloma	2.1	Myeloid leukaemia	2.0
Other thoracic organs	2.0	Multiple myeloma	1.7
All sites	205.6	All sites	224.9

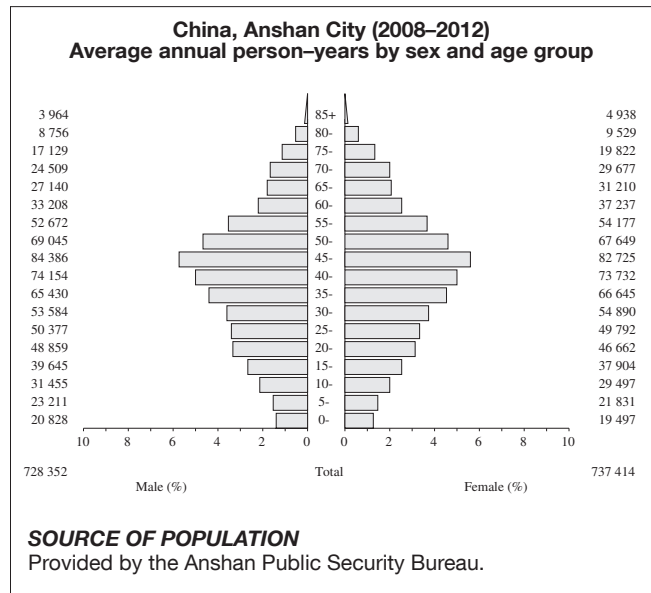
Brunei Darussalam (2010–2012)

SITE	Male						Female						ICD-10
	No. cases	Freq. (%)	Crude rate (per 100 000)	ASR world	Cum. rates 0-64 (%)	0-74	No. cases	Freq. (%)	Crude rate (per 100 000)	ASR world	Cum. rates 0-64 (%)	0-74	
Lip	0	0.0	0.0	0.0	0.00	0.00	0	0.0	0.0	0.0	0.00	0.00	C00
Tongue	1	0.2	0.2	0.3	0.00	0.00	1	0.1	0.2	0.2	0.00	0.00	C01-02
Mouth	3	0.5	0.7	0.8	0.01	0.11	3	0.3	0.7	0.8	0.03	0.10	C03-06
Salivary glands	4	0.6	0.9	1.0	0.09	0.09	3	0.3	0.7	0.7	0.04	0.12	C07-08
Tonsil	5	0.8	1.1	1.7	0.04	0.20	1	0.1	0.2	0.2	0.02	0.02	C09
Other oropharynx	0	0.0	0.0	0.0	0.00	0.00	0	0.0	0.0	0.0	0.00	0.00	C10
Nasopharynx	44	6.7	9.5	13.3	0.77	1.84	26	2.9	5.6	6.6	0.31	0.76	C11
Hypopharynx	1	0.2	0.2	0.4	0.00	0.07	0	0.0	0.0	0.0	0.00	0.00	C12-13
Pharynx unspecified	1	0.2	0.2	0.2	0.02	0.02	0	0.0	0.0	0.0	0.00	0.00	C14
Oesophagus	9	1.4	2.0	3.1	0.11	0.47	2	0.2	0.4	0.6	0.03	0.03	C15
Stomach	40	6.1	8.7	11.9	0.46	1.15	36	4.1	7.8	8.9	0.47	0.70	C16
Small intestine	2	0.3	0.4	0.5	0.03	0.03	1	0.1	0.2	0.3	0.04	0.04	C17
Colon	64	9.7	13.9	18.7	0.98	2.09	53	6.0	11.5	14.5	0.80	1.55	C18
Rectum	66	10.0	14.3	19.2	1.10	2.22	42	4.8	9.1	11.0	0.70	1.09	C19-20
Anus	2	0.3	0.4	0.5	0.04	0.04	1	0.1	0.2	0.2	0.02	0.02	C21
Liver	47	7.2	10.2	14.2	0.59	1.64	10	1.1	2.2	3.1	0.07	0.46	C22
Gallbladder etc.	8	1.2	1.7	2.7	0.14	0.23	4	0.5	0.9	1.1	0.08	0.08	C23-24
Pancreas	14	2.1	3.0	4.2	0.24	0.47	17	1.9	3.7	5.2	0.19	0.62	C25
Nose, sinuses etc.	2	0.3	0.4	0.6	0.02	0.09	1	0.1	0.2	0.2	0.00	0.00	C30-31
Larynx	6	0.9	1.3	1.8	0.07	0.16	1	0.1	0.2	0.2	0.00	0.00	C32
Trachea, bronchus, and lung	87	13.2	18.9	28.3	1.00	3.42	81	9.2	17.6	23.4	0.79	2.67	C33-34
Other thoracic organs	8	1.2	1.7	2.0	0.13	0.20	6	0.7	1.3	1.5	0.06	0.13	C37-38
Bone	2	0.3	0.4	0.5	0.06	0.06	2	0.2	0.4	0.4	0.02	0.02	C40-41
Melanoma of skin	6	0.9	1.3	1.8	0.11	0.24	4	0.5	0.9	0.9	0.09	0.09	C43
Other skin	37		8.0	11.9	0.31	1.13	25		5.4	7.0	0.25	0.61	C44
Mesothelioma	0	0.0	0.0	0.0	0.00	0.00	0	0.0	0.0	0.0	0.00	0.00	C45
Kaposi sarcoma	0	0.0	0.0	0.0	0.00	0.00	1	0.1	0.2	0.2	0.03	0.03	C46
Connective and soft tissue	6	0.9	1.3	1.4	0.10	0.10	6	0.7	1.3	1.4	0.11	0.11	C47+C49
Breast	0	0.0	0.0	0.0	0.00	0.00	224	25.3	48.6	54.0	4.31	6.03	C50
Vulva							4	0.5	0.9	1.1	0.00	0.08	C51
Vagina							1	0.1	0.2	0.2	0.03	0.03	C52
Cervix uteri							76	8.6	16.5	16.7	1.34	1.66	C53
Corpus uteri							35	4.0	7.6	7.3	0.70	0.70	C54
Uterus unspecified							28	3.2	6.1	6.5	0.50	0.72	C55
Ovary							65	7.4	14.1	14.0	1.20	1.29	C56
Other female genital organs							1	0.1	0.2	0.2	0.02	0.02	C57
Placenta							0	0.0	0.0	0.0	0.00	0.00	C58
Penis	1	0.2	0.2	0.2	0.02	0.02							C60
Prostate	64	9.7	13.9	21.5	0.15	2.67							C61
Testis	7	1.1	1.5	1.6	0.07	0.07							C62
Other male genital organs	0	0.0	0.0	0.0	0.00	0.00							C63
Kidney	22	3.3	4.8	5.6	0.43	0.63	12	1.4	2.6	3.2	0.14	0.46	C64
Renal pelvis	0	0.0	0.0	0.0	0.00	0.00	1	0.1	0.2	0.3	0.00	0.08	C65
Ureter	1	0.2	0.2	0.2	0.03	0.03	0	0.0	0.0	0.0	0.00	0.00	C66
Bladder	10	1.5	2.2	3.1	0.06	0.39	5	0.6	1.1	1.5	0.02	0.17	C67
Other urinary organs	1	0.2	0.2	0.2	0.00	0.00	0	0.0	0.0	0.0	0.00	0.00	C68
Eye	1	0.2	0.2	0.2	0.02	0.02	1	0.1	0.2	0.3	0.01	0.01	C69
Brain and nervous system	14	2.1	3.0	3.2	0.19	0.26	7	0.8	1.5	1.7	0.15	0.15	C70-72
Thyroid	13	2.0	2.8	3.1	0.19	0.36	37	4.2	8.0	8.5	0.53	0.83	C73
Adrenal gland	0	0.0	0.0	0.0	0.00	0.00	2	0.2	0.4	0.4	0.03	0.03	C74
Other endocrine	4	0.6	0.9	0.7	0.05	0.05	1	0.1	0.2	0.3	0.01	0.01	C75
Hodgkin lymphoma	9	1.4	2.0	1.9	0.13	0.13	10	1.1	2.2	2.1	0.12	0.12	C81
Non-Hodgkin lymphoma	36	5.5	7.8	10.3	0.57	1.09	30	3.4	6.5	6.9	0.50	0.57	C82-86,C96
Immunoproliferative diseases	0	0.0	0.0	0.0	0.00	0.00	0	0.0	0.0	0.0	0.00	0.00	C88
Multiple myeloma	7	1.1	1.5	2.1	0.06	0.35	6	0.7	1.3	1.7	0.03	0.10	C90
Lymphoid leukaemia	1	0.2	0.2	0.3	0.01	0.01	3	0.3	0.7	0.7	0.08	0.08	C91
Myeloid leukaemia	17	2.6	3.7	4.0	0.24	0.31	9	1.0	2.0	2.0	0.11	0.11	C92-94
Leukaemia unspecified	5	0.8	1.1	1.2	0.07	0.07	6	0.7	1.3	1.5	0.07	0.07	C95
Myeloproliferative disorders	0	0.0	0.0	0.0	0.00	0.00	0	0.0	0.0	0.0	0.00	0.00	MPD
Myelodysplastic syndromes	0	0.0	0.0	0.0	0.00	0.00	1	0.1	0.2	0.2	0.03	0.03	MDS
Other and unspecified	16	2.4	3.5	5.1	0.12	0.45	17	1.9	3.7	4.7	0.19	0.58	O&U
All sites	694		150.5	205.6	8.84	22.98	909		197.1	224.9	14.26	23.19	C00-96
All sites except C44	657	100.0	142.5	193.7	8.52	21.84	884	100.0	191.7	217.9	14.01	22.58	C00-96 exc. C44

China, Anshan City

CONTRIBUTORS

Jin Da-qing
Yuan-Yue
Xu Shao-he
Wang Li-juan
Zou Qing-chun
Zhang Wei-wei
Lin Li-qiang
Wang Xiao-lin
Li Fei-xuan
Zhang Si-qi



20 major cancers, ASR (World) per 100 000

<i>Male</i>		<i>Female</i>	
Trachea, bronchus, and lung	60.0	Breast	39.4
Liver	24.7	Trachea, bronchus, and lung	32.5
Stomach	18.4	Cervix uteri	17.0
Rectum	16.6	Rectum	10.5
Colon	12.3	Colon	9.8
Oesophagus	9.7	Liver	7.6
Bladder	9.6	Stomach	7.5
Pancreas	6.1	Ovary	6.9
Kidney	5.5	Corpus uteri	5.9
Brain and nervous system	4.9	Brain and nervous system	4.7
Prostate	4.3	Pancreas	4.4
Larynx	4.2	Thyroid	3.8
Gallbladder etc.	4.0	Gallbladder etc.	3.0
Other and unspecified	3.7	Other and unspecified	2.8
Non-Hodgkin lymphoma	3.4	Kidney	2.6
Non-melanoma skin cancer	2.2	Non-Hodgkin lymphoma	2.3
Bone	1.9	Bladder	2.3
Leukaemia unspecified	1.8	Oesophagus	1.7
Myeloid leukaemia	1.6	Non-melanoma skin cancer	1.5
Nasopharynx	1.6	Bone	1.3
All sites	212.8	All sites	180.3

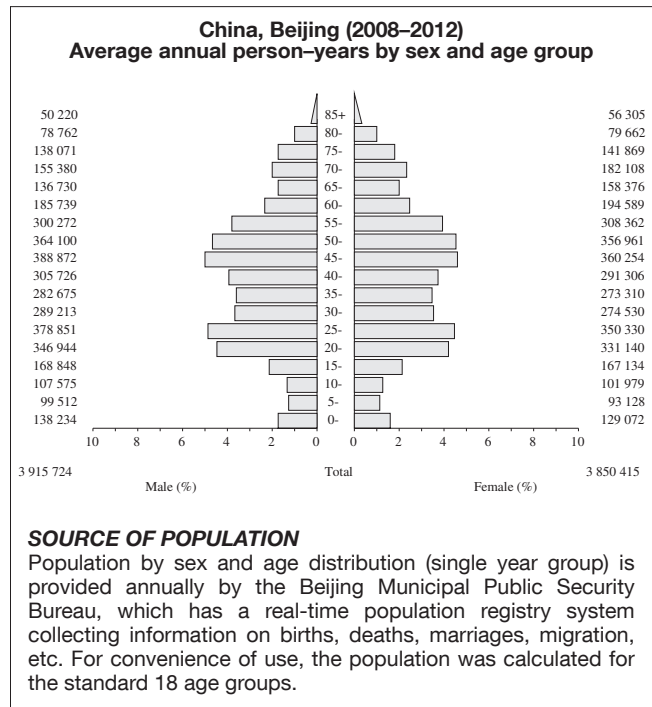
China, Anshan City (2008–2012)

SITE	Male						Female						ICD-10
	No. cases	Freq. (%)	Crude rate (per 100 000)	ASR world	Cum. rates 0-64 (%)	0-74 (%)	No. cases	Freq. (%)	Crude rate (per 100 000)	ASR world	Cum. rates 0-64 (%)	0-74 (%)	
Lip	9	0.1	0.2	0.1	0.01	0.02	9	0.1	0.2	0.1	0.01	0.02	C00
Tongue	44	0.4	1.2	0.7	0.05	0.07	19	0.2	0.5	0.3	0.03	0.03	C01-02
Mouth	54	0.4	1.5	0.9	0.06	0.11	25	0.2	0.7	0.4	0.02	0.04	C03-06
Salivary glands	36	0.3	1.0	0.6	0.04	0.07	21	0.2	0.6	0.3	0.02	0.04	C07-08
Tonsil	13	0.1	0.4	0.2	0.01	0.02	7	0.1	0.2	0.1	0.00	0.01	C09
Other oropharynx	33	0.3	0.9	0.5	0.05	0.06	5	0.0	0.1	0.1	0.01	0.01	C10
Nasopharynx	93	0.7	2.6	1.6	0.14	0.18	43	0.4	1.2	0.7	0.05	0.07	C11
Hypopharynx	40	0.3	1.1	0.7	0.05	0.08	5	0.0	0.1	0.1	0.00	0.01	C12-13
Pharynx unspecified	4	0.0	0.1	0.1	0.00	0.01	0	0.0	0.0	0.0	0.00	0.00	C14
Oesophagus	584	4.6	16.0	9.7	0.62	1.10	121	1.0	3.3	1.7	0.04	0.16	C15
Stomach	1120	8.9	30.8	18.4	0.95	2.10	498	4.3	13.5	7.5	0.41	0.86	C16
Small intestine	83	0.7	2.3	1.5	0.08	0.19	34	0.3	0.9	0.5	0.04	0.05	C17
Colon	756	6.0	20.8	12.3	0.58	1.43	654	5.6	17.7	9.8	0.48	1.16	C18
Rectum	996	7.9	27.3	16.6	0.95	1.94	705	6.1	19.1	10.5	0.55	1.25	C19-20
Anus	3	0.0	0.1	0.1	0.00	0.01	9	0.1	0.2	0.1	0.01	0.02	C21
Liver	1496	11.9	41.1	24.7	1.68	2.67	529	4.6	14.3	7.6	0.35	0.83	C22
Gallbladder etc.	240	1.9	6.6	4.0	0.17	0.42	201	1.7	5.5	3.0	0.13	0.36	C23-24
Pancreas	364	2.9	10.0	6.1	0.30	0.66	291	2.5	7.9	4.4	0.19	0.51	C25
Nose, sinuses etc.	30	0.2	0.8	0.5	0.02	0.05	16	0.1	0.4	0.2	0.02	0.02	C30-31
Larynx	254	2.0	7.0	4.2	0.29	0.49	28	0.2	0.8	0.4	0.01	0.05	C32
Trachea, bronchus, and lung	3625	28.9	99.5	60.0	2.89	6.98	2241	19.4	60.8	32.5	1.18	3.82	C33-34
Other thoracic organs	56	0.4	1.5	1.0	0.07	0.11	38	0.3	1.0	0.5	0.03	0.05	C37-38
Bone	106	0.8	2.9	1.9	0.12	0.20	80	0.7	2.2	1.3	0.07	0.15	C40-41
Melanoma of skin	22	0.2	0.6	0.3	0.01	0.04	22	0.2	0.6	0.4	0.03	0.04	C43
Other skin	130		3.6	2.2	0.11	0.24	98		2.7	1.5	0.07	0.17	C44
Mesothelioma	21	0.2	0.6	0.3	0.01	0.04	11	0.1	0.3	0.2	0.01	0.02	C45
Kaposi sarcoma	2	0.0	0.1	0.0	0.00	0.00	3	0.0	0.1	0.0	0.00	0.00	C46
Connective and soft tissue	41	0.3	1.1	0.7	0.05	0.07	43	0.4	1.2	0.9	0.05	0.10	C47+C49
Breast	23	0.2	0.6	0.4	0.03	0.04	2470	21.3	67.0	39.4	3.29	4.23	C50
Vulva							18	0.2	0.5	0.3	0.02	0.03	C51
Vagina							9	0.1	0.2	0.1	0.01	0.02	C52
Cervix uteri							1072	9.3	29.1	17.0	1.45	1.71	C53
Corpus uteri							373	3.2	10.1	5.9	0.51	0.69	C54
Uterus unspecified							62	0.5	1.7	1.0	0.09	0.11	C55
Ovary							429	3.7	11.6	6.9	0.51	0.76	C56
Other female genital organs							14	0.1	0.4	0.2	0.02	0.02	C57
Placenta							2	0.0	0.1	0.1	0.00	0.00	C58
Penis	30	0.2	0.8	0.5	0.03	0.05							C60
Prostate	263	2.1	7.2	4.3	0.09	0.36							C61
Testis	28	0.2	0.8	0.5	0.04	0.05							C62
Other male genital organs	11	0.1	0.3	0.2	0.01	0.02							C63
Kidney	322	2.6	8.8	5.5	0.36	0.61	165	1.4	4.5	2.6	0.15	0.32	C64
Renal pelvis	28	0.2	0.8	0.5	0.03	0.05	33	0.3	0.9	0.5	0.02	0.06	C65
Ureter	47	0.4	1.3	0.8	0.03	0.10	40	0.3	1.1	0.6	0.01	0.08	C66
Bladder	575	4.6	15.8	9.6	0.46	1.13	161	1.4	4.4	2.3	0.08	0.28	C67
Other urinary organs	5	0.0	0.1	0.1	0.00	0.01	2	0.0	0.1	0.0	0.00	0.01	C68
Eye	4	0.0	0.1	0.1	0.01	0.01	6	0.1	0.2	0.2	0.01	0.01	C69
Brain and nervous system	262	2.1	7.2	4.9	0.33	0.53	260	2.2	7.1	4.7	0.31	0.48	C70-72
Thyroid	79	0.6	2.2	1.4	0.10	0.14	220	1.9	6.0	3.8	0.30	0.38	C73
Adrenal gland	9	0.1	0.2	0.1	0.00	0.02	7	0.1	0.2	0.1	0.01	0.01	C74
Other endocrine	35	0.3	1.0	0.6	0.05	0.07	33	0.3	0.9	0.6	0.04	0.06	C75
Hodgkin lymphoma	25	0.2	0.7	0.5	0.03	0.05	16	0.1	0.4	0.3	0.02	0.03	C81
Non-Hodgkin lymphoma	184	1.5	5.1	3.4	0.21	0.34	143	1.2	3.9	2.3	0.13	0.26	C82-86,C96
Immunoproliferative diseases	1	0.0	0.0	0.0	0.00	0.00	1	0.0	0.0	0.0	0.00	0.00	C88
Multiple myeloma	61	0.5	1.7	1.1	0.06	0.12	36	0.3	1.0	0.5	0.03	0.06	C90
Lymphoid leukaemia	22	0.2	0.6	0.4	0.02	0.05	17	0.1	0.5	0.3	0.03	0.04	C91
Myeloid leukaemia	83	0.7	2.3	1.6	0.10	0.17	53	0.5	1.4	0.9	0.06	0.10	C92-94
Leukaemia unspecified	91	0.7	2.5	1.8	0.09	0.19	65	0.6	1.8	1.1	0.06	0.12	C95
Myeloproliferative disorders	10	0.1	0.3	0.3	0.02	0.02	15	0.1	0.4	0.2	0.02	0.03	MPD
Myelodysplastic syndromes	25	0.2	0.7	0.5	0.03	0.05	25	0.2	0.7	0.4	0.03	0.04	MDS
Other and unspecified	214	1.7	5.9	3.7	0.18	0.39	176	1.5	4.8	2.8	0.14	0.31	O&U
All sites	12692		348.5	212.8	11.64	23.92	11679		316.8	180.3	11.10	20.10	C00-96
All sites except C44	12562	100.0	344.9	210.5	11.53	23.68	11581	100.0	314.1	178.8	11.03	19.93	C00-96 exc. C44

China, Beijing

CONTRIBUTORS

Ning Wang
Lei Yang
Yannan Yuan
Huichao Li
Shuo Liu
Tingting Sun



NOTES ON THE DATA

†C67 (bladder cancer) includes neoplasms of uncertain or unknown behaviour together with invasive cancers.

20 major cancers, ASR (World) per 100 000

<i>Male</i>		<i>Female</i>	
Trachea, bronchus, and lung	37.9	Breast	40.9
Liver	16.0	Trachea, bronchus, and lung	22.7
Stomach	13.6	Thyroid	11.6
Colon	11.2	Colon	9.5
Rectum	9.9	Corpus uteri	8.2
Prostate	9.3	Ovary	7.1
Bladder	8.2	Stomach	6.7
Kidney	7.9	Rectum	6.6
Oesophagus	6.6	Cervix uteri	5.5
Pancreas	5.5	Liver	5.3
Non-Hodgkin lymphoma	4.6	Pancreas	4.1
Thyroid	3.6	Non-Hodgkin lymphoma	3.8
Brain and nervous system	3.5	Kidney	3.8
Gallbladder etc.	3.2	Brain and nervous system	3.1
Myeloid leukaemia	3.1	Bladder	3.0
Other and unspecified	2.4	Gallbladder etc.	2.9
Lymphoid leukaemia	2.0	Other and unspecified	2.2
Larynx	1.8	Myeloid leukaemia	2.0
Connective and soft tissue	1.5	Lymphoid leukaemia	1.9
Non-melanoma skin cancer	1.5	Oesophagus	1.6
All sites	168.2	All sites	166.9

China, Beijing (2008–2012)

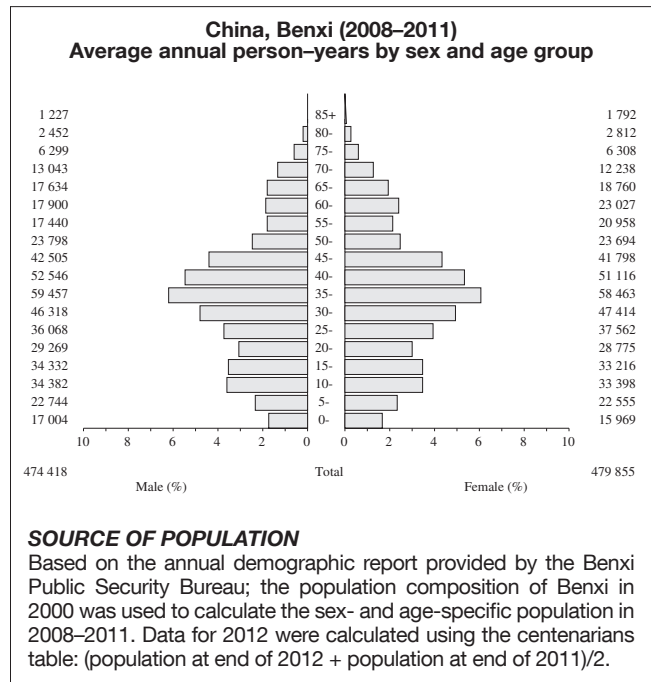
SITE	Male						Female						ICD-10
	No. cases	Freq. (%)	Crude rate (per 100 000)	ASR world	Cum. rates 0-64 (%)	0-74	No. cases	Freq. (%)	Crude rate (per 100 000)	ASR world	Cum. rates 0-64 (%)	0-74	
Lip	23	0.0	0.1	0.1	0.00	0.01	29	0.0	0.2	0.1	0.00	0.01	C00
Tongue	189	0.3	1.0	0.6	0.04	0.06	169	0.3	0.9	0.4	0.02	0.06	C01-02
Mouth	317	0.5	1.6	0.9	0.05	0.10	253	0.4	1.3	0.6	0.04	0.08	C03-06
Salivary glands	153	0.3	0.8	0.5	0.03	0.05	112	0.2	0.6	0.4	0.03	0.04	C07-08
Tonsil	30	0.0	0.2	0.1	0.01	0.01	11	0.0	0.1	0.0	0.00	0.00	C09
Other oropharynx	38	0.1	0.2	0.1	0.01	0.01	7	0.0	0.0	0.0	0.00	0.00	C10
Nasopharynx	260	0.4	1.3	0.8	0.06	0.08	114	0.2	0.6	0.4	0.02	0.04	C11
Hypopharynx	173	0.3	0.9	0.5	0.03	0.05	11	0.0	0.1	0.0	0.00	0.00	C12-13
Pharynx unspecified	28	0.0	0.1	0.1	0.00	0.01	9	0.0	0.0	0.0	0.00	0.00	C14
Oesophagus	2525	4.1	12.9	6.6	0.37	0.76	781	1.3	4.1	1.6	0.04	0.17	C15
Stomach	5270	8.6	26.9	13.6	0.64	1.62	2601	4.4	13.5	6.7	0.36	0.75	C16
Small intestine	322	0.5	1.6	0.9	0.05	0.11	284	0.5	1.5	0.8	0.04	0.10	C17
Colon	4394	7.2	22.4	11.2	0.50	1.35	3954	6.7	20.5	9.5	0.42	1.13	C18
Rectum	3579	5.9	18.3	9.9	0.54	1.23	2553	4.4	13.3	6.6	0.37	0.78	C19-20
Anus	33	0.1	0.2	0.1	0.00	0.01	27	0.0	0.1	0.1	0.00	0.01	C21
Liver	5594	9.2	28.6	16.0	1.09	1.84	2107	3.6	10.9	5.3	0.25	0.61	C22
Gallbladder etc.	1298	2.1	6.6	3.2	0.14	0.37	1295	2.2	6.7	2.9	0.11	0.33	C23-24
Pancreas	2054	3.4	10.5	5.5	0.27	0.66	1709	2.9	8.9	4.1	0.17	0.50	C25
Nose, sinuses etc.	119	0.2	0.6	0.4	0.03	0.04	54	0.1	0.3	0.1	0.01	0.02	C30-31
Larynx	620	1.0	3.2	1.8	0.11	0.23	75	0.1	0.4	0.2	0.01	0.02	C32
Trachea, bronchus, and lung	14818	24.3	75.7	37.9	1.70	4.57	9574	16.3	49.7	22.7	0.98	2.72	C33-34
Other thoracic organs	231	0.4	1.2	0.8	0.05	0.09	171	0.3	0.9	0.5	0.03	0.05	C37-38
Bone	191	0.3	1.0	0.8	0.04	0.07	138	0.2	0.7	0.6	0.04	0.05	C40-41
Melanoma of skin	157	0.3	0.8	0.5	0.03	0.06	155	0.3	0.8	0.5	0.03	0.05	C43
Other skin	555		2.8	1.5	0.07	0.17	550		2.9	1.4	0.06	0.16	C44
Mesothelioma	110	0.2	0.6	0.3	0.02	0.04	82	0.1	0.4	0.2	0.01	0.03	C45
Kaposi sarcoma	2	0.0	0.0	0.0	0.00	0.00	0	0.0	0.0	0.0	0.00	0.00	C46
Connective and soft tissue	433	0.7	2.2	1.5	0.10	0.15	278	0.5	1.4	1.1	0.07	0.11	C47+C49
Breast	90	0.1	0.5	0.2	0.01	0.03	13283	22.6	69.0	40.9	3.21	4.51	C50
Vulva							173	0.3	0.9	0.5	0.03	0.05	C51
Vagina							38	0.1	0.2	0.1	0.01	0.01	C52
Cervix uteri							1595	2.7	8.3	5.5	0.46	0.52	C53
Corpus uteri							2699	4.6	14.0	8.2	0.70	0.95	C54
Uterus unspecified							253	0.4	1.3	0.8	0.06	0.09	C55
Ovary							2292	3.9	11.9	7.1	0.52	0.77	C56
Other female genital organs							178	0.3	0.9	0.5	0.04	0.06	C57
Placenta							13	0.0	0.1	0.0	0.00	0.00	C58
Penis	141	0.2	0.7	0.4	0.02	0.05							C60
Prostate	4020	6.6	20.5	9.3	0.19	1.17							C61
Testis	124	0.2	0.6	0.6	0.04	0.04							C62
Other male genital organs	93	0.2	0.5	0.3	0.01	0.03							C63
Kidney	2595	4.3	13.3	7.9	0.55	0.92	1261	2.1	6.5	3.8	0.23	0.43	C64
Renal pelvis	320	0.5	1.6	0.8	0.04	0.09	433	0.7	2.2	1.0	0.03	0.13	C65
Ureter	309	0.5	1.6	0.8	0.03	0.09	431	0.7	2.2	1.0	0.03	0.12	C66
†Bladder	3209	5.3	16.4	8.2	0.36	0.97	1225	2.1	6.4	3.0	0.13	0.34	C67
Other urinary organs	46	0.1	0.2	0.1	0.00	0.01	41	0.1	0.2	0.1	0.00	0.01	C68
Eye	29	0.0	0.1	0.3	0.01	0.02	26	0.0	0.1	0.2	0.01	0.01	C69
Brain and nervous system	934	1.5	4.8	3.5	0.24	0.34	810	1.4	4.2	3.1	0.20	0.28	C70-72
Thyroid	1008	1.7	5.1	3.6	0.29	0.35	3202	5.5	16.6	11.6	0.95	1.09	C73
Adrenal gland	48	0.1	0.2	0.2	0.01	0.02	38	0.1	0.2	0.1	0.01	0.01	C74
Other endocrine	28	0.0	0.1	0.1	0.01	0.01	18	0.0	0.1	0.1	0.00	0.01	C75
Hodgkin lymphoma	116	0.2	0.6	0.5	0.03	0.04	78	0.1	0.4	0.3	0.02	0.03	C81
Non-Hodgkin lymphoma	1580	2.6	8.1	4.6	0.26	0.51	1332	2.3	6.9	3.8	0.23	0.44	C82-86,C96
Immunoproliferative diseases	28	0.0	0.1	0.1	0.00	0.01	12	0.0	0.1	0.0	0.00	0.00	C88
Multiple myeloma	525	0.9	2.7	1.4	0.07	0.18	417	0.7	2.2	1.1	0.06	0.14	C90
Lymphoid leukaemia	370	0.6	1.9	2.0	0.10	0.14	276	0.5	1.4	1.9	0.10	0.13	C91
Myeloid leukaemia	913	1.5	4.7	3.1	0.18	0.31	619	1.1	3.2	2.0	0.13	0.20	C92-94
Leukaemia unspecified	245	0.4	1.3	0.8	0.04	0.07	174	0.3	0.9	0.5	0.02	0.05	C95
Myeloproliferative disorders	144	0.2	0.7	0.4	0.02	0.05	141	0.2	0.7	0.4	0.02	0.05	MPD
Myelodysplastic syndromes	287	0.5	1.5	0.7	0.03	0.07	194	0.3	1.0	0.5	0.02	0.05	MDS
Other and unspecified	895	1.5	4.6	2.4	0.11	0.23	881	1.5	4.6	2.2	0.09	0.21	O&U
All sites	61613		314.7	168.2	8.65	19.51	59236		307.7	166.9	10.44	18.50	C00-96
All sites except C44	61058	100.0	311.9	166.7	8.58	19.35	58686	100.0	304.8	165.6	10.38	18.34	C00-96 exc. C44

† See note following population pyramid

China, Benxi

CONTRIBUTORS

Na Luo
Xiaoxia An
Haina Li



NOTES ON THE DATA

†C67 (bladder cancer) includes neoplasms of uncertain or unknown behaviour together with invasive cancers.

20 major cancers, ASR (World) per 100 000

<i>Male</i>		<i>Female</i>	
Trachea, bronchus, and lung	61.2	Trachea, bronchus, and lung	34.8
Liver	35.4	Breast	34.0
Stomach	32.6	Cervix uteri	15.0
Rectum	17.4	Rectum	12.1
Oesophagus	15.2	Colon	11.1
Colon	13.8	Liver	10.8
Bladder	9.9	Stomach	10.0
Pancreas	6.4	Corpus uteri	6.2
Larynx	5.1	Ovary	6.1
Kidney	5.0	Brain and nervous system	4.8
Prostate	5.0	Pancreas	4.0
Brain and nervous system	4.2	Thyroid	3.4
Gallbladder etc.	4.1	Gallbladder etc.	3.2
Other and unspecified	3.3	Kidney	2.4
Non-Hodgkin lymphoma	3.3	Other and unspecified	2.3
Myeloid leukaemia	2.8	Bladder	2.2
Mouth	1.7	Non-Hodgkin lymphoma	2.1
Other thoracic organs	1.4	Oesophagus	1.8
Small intestine	1.4	Myeloid leukaemia	1.7
Non-melanoma skin cancer	1.4	Non-melanoma skin cancer	1.3
All sites	245.4	All sites	182.7

China, Benxi (2008–2011)

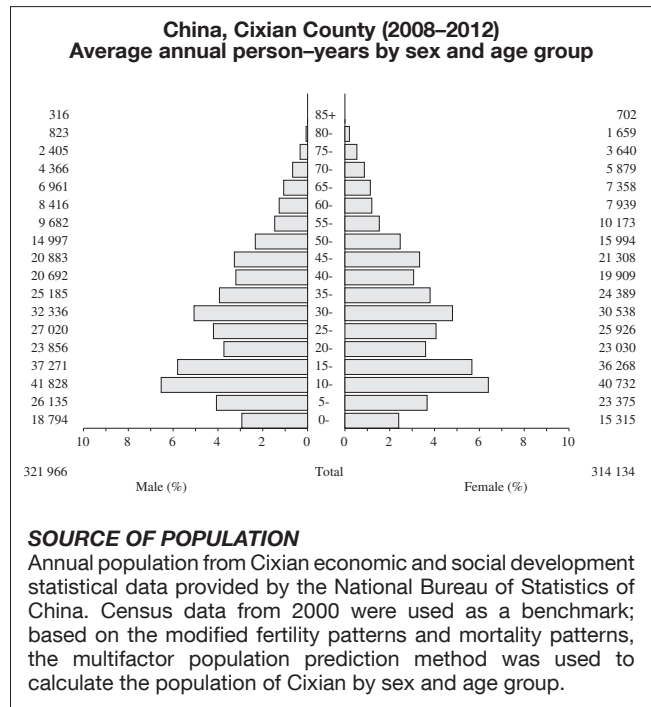
SITE	Male						Female						ICD-10
	No. cases	Freq. (%)	Crude rate (per 100 000)	ASR world	Cum. rates 0-64 (%)	0-74	No. cases	Freq. (%)	Crude rate (per 100 000)	ASR world	Cum. rates 0-64 (%)	0-74	
Lip	3	0.1	0.2	0.2	0.00	0.00	0	0.0	0.0	0.0	0.00	0.00	C00
Tongue	24	0.5	1.3	1.1	0.08	0.14	8	0.2	0.4	0.3	0.02	0.04	C01-02
Mouth	35	0.7	1.8	1.7	0.14	0.19	8	0.2	0.4	0.3	0.01	0.04	C03-06
Salivary glands	6	0.1	0.3	0.3	0.02	0.02	9	0.2	0.5	0.4	0.03	0.03	C07-08
Tonsil	8	0.2	0.4	0.4	0.02	0.03	1	0.0	0.1	0.1	0.01	0.01	C09
Other oropharynx	7	0.1	0.4	0.3	0.02	0.03	2	0.0	0.1	0.1	0.00	0.02	C10
Nasopharynx	25	0.5	1.3	1.1	0.09	0.13	11	0.3	0.6	0.5	0.02	0.03	C11
Hypopharynx	12	0.2	0.6	0.6	0.04	0.07	0	0.0	0.0	0.0	0.00	0.00	C12-13
Pharynx unspecified	5	0.1	0.3	0.3	0.01	0.03	2	0.0	0.1	0.1	0.01	0.02	C14
Oesophagus	320	6.2	16.9	15.2	1.00	1.58	41	1.0	2.1	1.8	0.04	0.19	C15
Stomach	686	13.3	36.1	32.6	1.89	3.30	235	5.5	12.2	10.0	0.48	1.09	C16
Small intestine	31	0.6	1.6	1.4	0.08	0.16	21	0.5	1.1	0.9	0.04	0.11	C17
Colon	289	5.6	15.2	13.8	0.84	1.47	257	6.0	13.4	11.1	0.48	1.22	C18
Rectum	364	7.0	19.2	17.4	1.13	1.83	275	6.4	14.3	12.1	0.67	1.37	C19-20
Anus	3	0.1	0.2	0.1	0.01	0.02	8	0.2	0.4	0.3	0.02	0.05	C21
Liver	755	14.6	39.8	35.4	2.65	3.75	249	5.8	13.0	10.8	0.50	1.15	C22
Gallbladder etc.	86	1.7	4.5	4.1	0.18	0.38	73	1.7	3.8	3.2	0.10	0.34	C23-24
Pancreas	140	2.7	7.4	6.4	0.31	0.63	94	2.2	4.9	4.0	0.13	0.43	C25
Nose, sinuses etc.	4	0.1	0.2	0.2	0.01	0.01	3	0.1	0.2	0.1	0.01	0.02	C30-31
Larynx	108	2.1	5.7	5.1	0.37	0.59	18	0.4	0.9	0.7	0.02	0.07	C32
Trachea, bronchus, and lung	1300	25.1	68.5	61.2	2.89	6.11	812	18.9	42.3	34.8	1.47	3.85	C33-34
Other thoracic organs	30	0.6	1.6	1.4	0.09	0.14	26	0.6	1.4	1.1	0.04	0.11	C37-38
Bone	20	0.4	1.1	0.9	0.06	0.08	24	0.6	1.3	1.0	0.04	0.13	C40-41
Melanoma of skin	11	0.2	0.6	0.6	0.02	0.03	6	0.1	0.3	0.3	0.02	0.03	C43
Other skin	30		1.6	1.4	0.08	0.14	30		1.6	1.3	0.03	0.16	C44
Mesothelioma	2	0.0	0.1	0.1	0.01	0.01	3	0.1	0.2	0.2	0.00	0.01	C45
Kaposi sarcoma	0	0.0	0.0	0.0	0.00	0.00	0	0.0	0.0	0.0	0.00	0.00	C46
Connective and soft tissue	20	0.4	1.1	1.0	0.08	0.10	19	0.4	1.0	0.7	0.05	0.09	C47+C49
Breast	9	0.2	0.5	0.4	0.02	0.06	832	19.4	43.3	34.0	2.89	3.66	C50
Vulva							8	0.2	0.4	0.3	0.02	0.05	C51
Vagina							3	0.1	0.2	0.1	0.00	0.01	C52
Cervix uteri							386	9.0	20.1	15.0	1.28	1.50	C53
Corpus uteri							142	3.3	7.4	6.2	0.55	0.68	C54
Uterus unspecified							30	0.7	1.6	1.3	0.12	0.13	C55
Ovary							140	3.3	7.3	6.1	0.49	0.66	C56
Other female genital organs							7	0.2	0.4	0.3	0.03	0.03	C57
Placenta							4	0.1	0.2	0.2	0.01	0.01	C58
Penis	13	0.3	0.7	0.6	0.03	0.06							C60
Prostate	99	1.9	5.2	5.0	0.07	0.30							C61
Testis	10	0.2	0.5	0.5	0.04	0.04							C62
Other male genital organs	0	0.0	0.0	0.0	0.00	0.00							C63
Kidney	110	2.1	5.8	5.0	0.30	0.49	56	1.3	2.9	2.4	0.15	0.28	C64
Renal pelvis	8	0.2	0.4	0.3	0.01	0.06	8	0.2	0.4	0.3	0.01	0.05	C65
Ureter	10	0.2	0.5	0.4	0.01	0.02	14	0.3	0.7	0.6	0.01	0.09	C66
†Bladder	212	4.1	11.2	9.9	0.44	1.03	51	1.2	2.7	2.2	0.11	0.22	C67
Other urinary organs	1	0.0	0.1	0.0	0.00	0.01	1	0.0	0.1	0.0	0.00	0.01	C68
Eye	4	0.1	0.2	0.2	0.01	0.02	4	0.1	0.2	0.2	0.01	0.01	C69
Brain and nervous system	95	1.8	5.0	4.2	0.26	0.48	110	2.6	5.7	4.8	0.31	0.51	C70-72
Thyroid	23	0.4	1.2	1.1	0.11	0.11	84	2.0	4.4	3.4	0.29	0.35	C73
Adrenal gland	3	0.1	0.2	0.1	0.01	0.01	5	0.1	0.3	0.2	0.01	0.01	C74
Other endocrine	8	0.2	0.4	0.4	0.04	0.04	6	0.1	0.3	0.3	0.03	0.03	C75
Hodgkin lymphoma	7	0.1	0.4	0.3	0.02	0.03	6	0.1	0.3	0.3	0.01	0.01	C81
Non-Hodgkin lymphoma	68	1.3	3.6	3.3	0.28	0.34	47	1.1	2.4	2.1	0.15	0.22	C82-86,C96
Immunoproliferative diseases	0	0.0	0.0	0.0	0.00	0.00	0	0.0	0.0	0.0	0.00	0.00	C88
Multiple myeloma	22	0.4	1.2	1.0	0.04	0.10	12	0.3	0.6	0.5	0.03	0.04	C90
Lymphoid leukaemia	14	0.3	0.7	0.7	0.04	0.07	12	0.3	0.6	0.5	0.03	0.06	C91
Myeloid leukaemia	61	1.2	3.2	2.8	0.18	0.26	41	1.0	2.1	1.7	0.14	0.18	C92-94
Leukaemia unspecified	13	0.3	0.7	0.6	0.04	0.06	11	0.3	0.6	0.6	0.03	0.05	C95
Myeloproliferative disorders	0	0.0	0.0	0.0	0.00	0.00	0	0.0	0.0	0.0	0.00	0.00	MPD
Myelodysplastic syndromes	18	0.3	0.9	0.8	0.05	0.09	16	0.4	0.8	0.7	0.04	0.06	MDS
Other and unspecified	69	1.3	3.6	3.3	0.21	0.34	53	1.2	2.8	2.3	0.10	0.24	O&U
All sites	5201		274.1	245.4	14.32	24.97	4324		225.3	182.7	11.10	19.74	C00-96
All sites except C44	5171	100.0	272.5	244.0	14.25	24.83	4294	100.0	223.7	181.4	11.07	19.58	C00-96 exc. C44

† See note following population pyramid

China, Cixian County

CONTRIBUTORS

Guo-Hui Song
 Dong-Fang Li
 Zhi-Feng Chen
 Yu-Tong He
 Fan-Shu Meng
 Chao Chen
 Hong-Xin Ji
 Yan-Wei Gong
 Wen-Qiang Wei
 Bao-En Shan



20 major cancers, ASR (World) per 100 000

<i>Male</i>		<i>Female</i>	
Oesophagus	162.8	Oesophagus	101.9
Stomach	118.0	Stomach	42.3
Trachea, bronchus, and lung	72.2	Trachea, bronchus, and lung	32.4
Liver	30.9	Breast	19.8
Rectum	7.8	Liver	15.6
Colon	6.2	Cervix uteri	11.2
Larynx	4.2	Rectum	7.5
Non-Hodgkin lymphoma	3.4	Colon	6.0
Bladder	3.2	Corpus uteri	5.8
Brain and nervous system	3.2	Ovary	4.1
Pancreas	3.1	Brain and nervous system	3.4
Leukaemia unspecified	2.4	Gallbladder etc.	2.9
Gallbladder etc.	2.3	Pancreas	2.7
Bone	2.3	Thyroid	2.1
Prostate	2.2	Non-Hodgkin lymphoma	2.0
Other and unspecified	1.7	Leukaemia unspecified	2.0
Kidney	1.6	Myeloid leukaemia	2.0
Non-melanoma skin cancer	1.5	Bone	1.7
Nasopharynx	1.5	Non-melanoma skin cancer	1.4
Mouth	1.4	Bladder	1.3
All sites	444.7	All sites	282.1

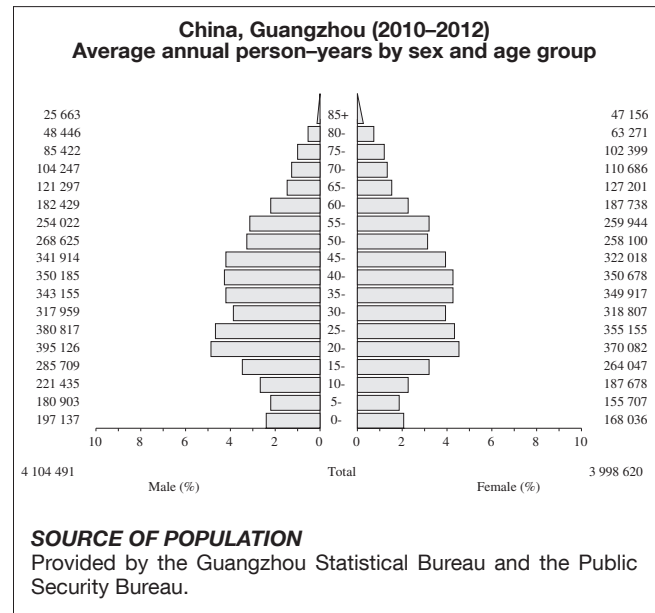
China, Cixian County (2008–2012)

SITE	Male						Female						ICD-10
	No. cases	Freq. (%)	Crude rate (per 100 000)	ASR world	Cum. rates 0-64 (%)	0-74 (%)	No. cases	Freq. (%)	Crude rate (per 100 000)	ASR world	Cum. rates 0-64 (%)	0-74 (%)	
Lip	6	0.1	0.4	0.5	0.02	0.05	1	0.0	0.1	0.1	0.00	0.02	C00
Tongue	6	0.1	0.4	0.5	0.04	0.07	7	0.2	0.4	0.5	0.05	0.07	C01-02
Mouth	16	0.3	1.0	1.4	0.06	0.18	17	0.5	1.1	1.3	0.12	0.12	C03-06
Salivary glands	7	0.1	0.4	0.5	0.05	0.05	4	0.1	0.3	0.3	0.01	0.04	C07-08
Tonsil	2	0.0	0.1	0.2	0.00	0.00	2	0.1	0.1	0.1	0.00	0.01	C09
Other oropharynx	3	0.1	0.2	0.2	0.02	0.04	1	0.0	0.1	0.1	0.00	0.00	C10
Nasopharynx	20	0.4	1.2	1.5	0.13	0.18	4	0.1	0.3	0.4	0.02	0.03	C11
Hypopharynx	9	0.2	0.6	0.8	0.05	0.11	1	0.0	0.1	0.1	0.00	0.01	C12-13
Pharynx unspecified	3	0.1	0.2	0.3	0.01	0.04	1	0.0	0.1	0.1	0.01	0.01	C14
Oesophagus	1847	35.8	114.7	162.8	9.37	19.71	1320	35.1	84.0	101.9	6.64	11.97	C15
Stomach	1357	26.3	84.3	118.0	7.04	14.71	545	14.5	34.7	42.3	2.73	5.04	C16
Small intestine	7	0.1	0.4	0.6	0.05	0.09	10	0.3	0.6	0.8	0.06	0.10	C17
Colon	76	1.5	4.7	6.2	0.40	0.59	85	2.3	5.4	6.0	0.46	0.64	C18
Rectum	98	1.9	6.1	7.8	0.47	0.93	101	2.7	6.4	7.5	0.64	0.86	C19-20
Anus	2	0.0	0.1	0.1	0.00	0.00	7	0.2	0.4	0.5	0.04	0.07	C21
Liver	372	7.2	23.1	30.9	2.16	3.48	206	5.5	13.1	15.6	0.77	1.71	C22
Gallbladder etc.	27	0.5	1.7	2.3	0.14	0.28	38	1.0	2.4	2.9	0.17	0.34	C23-24
Pancreas	35	0.7	2.2	3.1	0.14	0.33	34	0.9	2.2	2.7	0.24	0.32	C25
Nose, sinuses etc.	8	0.2	0.5	0.5	0.04	0.04	4	0.1	0.3	0.3	0.02	0.04	C30-31
Larynx	47	0.9	2.9	4.2	0.24	0.44	12	0.3	0.8	0.9	0.05	0.11	C32
Trachea, bronchus, and lung	835	16.2	51.9	72.2	4.19	8.68	437	11.6	27.8	32.4	1.90	3.42	C33-34
Other thoracic organs	16	0.3	1.0	1.3	0.08	0.14	5	0.1	0.3	0.3	0.02	0.05	C37-38
Bone	32	0.6	2.0	2.3	0.13	0.29	27	0.7	1.7	1.7	0.12	0.17	C40-41
Melanoma of skin	4	0.1	0.2	0.3	0.02	0.02	2	0.1	0.1	0.1	0.01	0.03	C43
Other skin	12		0.7	1.5	0.03	0.12	18		1.1	1.4	0.04	0.11	C44
Mesothelioma	2	0.0	0.1	0.1	0.00	0.00	3	0.1	0.2	0.2	0.01	0.02	C45
Kaposi sarcoma	0	0.0	0.0	0.0	0.00	0.00	0	0.0	0.0	0.0	0.00	0.00	C46
Connective and soft tissue	5	0.1	0.3	0.4	0.02	0.03	5	0.1	0.3	0.4	0.04	0.04	C47+C49
Breast	0	0.0	0.0	0.0	0.00	0.00	293	7.8	18.7	19.8	1.76	2.10	C50
Vulva							6	0.2	0.4	0.4	0.01	0.05	C51
Vagina							3	0.1	0.2	0.3	0.03	0.03	C52
Cervix uteri							163	4.3	10.4	11.2	0.93	1.27	C53
Corpus uteri							82	2.2	5.2	5.8	0.57	0.63	C54
Uterus unspecified							5	0.1	0.3	0.3	0.02	0.04	C55
Ovary							60	1.6	3.8	4.1	0.38	0.46	C56
Other female genital organs							4	0.1	0.3	0.3	0.01	0.02	C57
Placenta							3	0.1	0.2	0.2	0.01	0.01	C58
Penis	9	0.2	0.6	0.7	0.03	0.12							C60
Prostate	21	0.4	1.3	2.2	0.02	0.28							C61
Testis	3	0.1	0.2	0.2	0.02	0.02							C62
Other male genital organs	1	0.0	0.1	0.0	0.00	0.00							C63
Kidney	18	0.3	1.1	1.6	0.08	0.16	18	0.5	1.1	1.2	0.13	0.13	C64
Renal pelvis	1	0.0	0.1	0.1	0.01	0.01	2	0.1	0.1	0.2	0.02	0.02	C65
Ureter	6	0.1	0.4	0.5	0.01	0.08	2	0.1	0.1	0.1	0.00	0.03	C66
Bladder	39	0.8	2.4	3.2	0.21	0.42	17	0.5	1.1	1.3	0.05	0.14	C67
Other urinary organs	1	0.0	0.1	0.1	0.00	0.00	2	0.1	0.1	0.1	0.01	0.01	C68
Eye	3	0.1	0.2	0.3	0.02	0.02	2	0.1	0.1	0.2	0.00	0.00	C69
Brain and nervous system	48	0.9	3.0	3.2	0.27	0.33	50	1.3	3.2	3.4	0.28	0.32	C70-72
Thyroid	9	0.2	0.6	0.6	0.04	0.06	33	0.9	2.1	2.1	0.17	0.18	C73
Adrenal gland	2	0.0	0.1	0.2	0.01	0.02	1	0.0	0.1	0.1	0.00	0.00	C74
Other endocrine	6	0.1	0.4	0.3	0.02	0.02	6	0.2	0.4	0.4	0.04	0.04	C75
Hodgkin lymphoma	7	0.1	0.4	0.5	0.04	0.04	5	0.1	0.3	0.3	0.01	0.03	C81
Non-Hodgkin lymphoma	45	0.9	2.8	3.4	0.23	0.36	29	0.8	1.8	2.0	0.12	0.21	C82-86,C96
Immunoproliferative diseases	0	0.0	0.0	0.0	0.00	0.00	0	0.0	0.0	0.0	0.00	0.00	C88
Multiple myeloma	6	0.1	0.4	0.4	0.02	0.04	8	0.2	0.5	0.6	0.06	0.06	C90
Lymphoid leukaemia	15	0.3	0.9	1.2	0.07	0.07	13	0.3	0.8	1.3	0.07	0.10	C91
Myeloid leukaemia	23	0.4	1.4	1.4	0.10	0.13	29	0.8	1.8	2.0	0.16	0.22	C92-94
Leukaemia unspecified	35	0.7	2.2	2.4	0.12	0.23	32	0.8	2.0	2.0	0.14	0.19	C95
Myeloproliferative disorders	0	0.0	0.0	0.0	0.00	0.00	0	0.0	0.0	0.0	0.00	0.00	MPD
Myelodysplastic syndromes	0	0.0	0.0	0.0	0.00	0.00	0	0.0	0.0	0.0	0.00	0.00	MDS
Other and unspecified	20	0.4	1.2	1.7	0.11	0.21	18	0.5	1.1	1.3	0.05	0.16	O&U
All sites	5172		321.3	444.7	26.35	53.26	3783		240.9	282.1	19.18	31.80	C00-96
All sites except C44	5160	100.0	320.5	443.2	26.32	53.14	3765	100.0	239.7	280.7	19.14	31.68	C00-96 exc. C44

China, Guangzhou

CONTRIBUTORS

Huazhang Liu
Guozhen Lin
Ke Li



20 major cancers, ASR (World) per 100 000

<i>Male</i>		<i>Female</i>	
Trachea, bronchus, and lung	48.0	Breast	36.0
Liver	31.3	Trachea, bronchus, and lung	20.4
Colon	16.0	Colon	12.6
Nasopharynx	13.9	Thyroid	11.7
Rectum	10.9	Cervix uteri	10.1
Stomach	10.7	Corpus uteri	8.6
Prostate	9.2	Rectum	6.9
Oesophagus	7.4	Liver	6.8
Bladder	5.8	Ovary	6.2
Non-Hodgkin lymphoma	5.5	Nasopharynx	5.2
Other and unspecified	3.8	Stomach	5.0
Thyroid	3.5	Non-Hodgkin lymphoma	3.6
Larynx	3.4	Other and unspecified	3.0
Brain and nervous system	3.3	Brain and nervous system	2.4
Kidney	3.3	Pancreas	2.3
Myeloid leukaemia	3.1	Myeloid leukaemia	2.2
Pancreas	3.1	Non-melanoma skin cancer	2.0
Lymphoid leukaemia	2.6	Lymphoid leukaemia	1.9
Non-melanoma skin cancer	2.3	Gallbladder etc.	1.7
Gallbladder etc.	2.0	Bladder	1.5
All sites	206.4	All sites	164.3

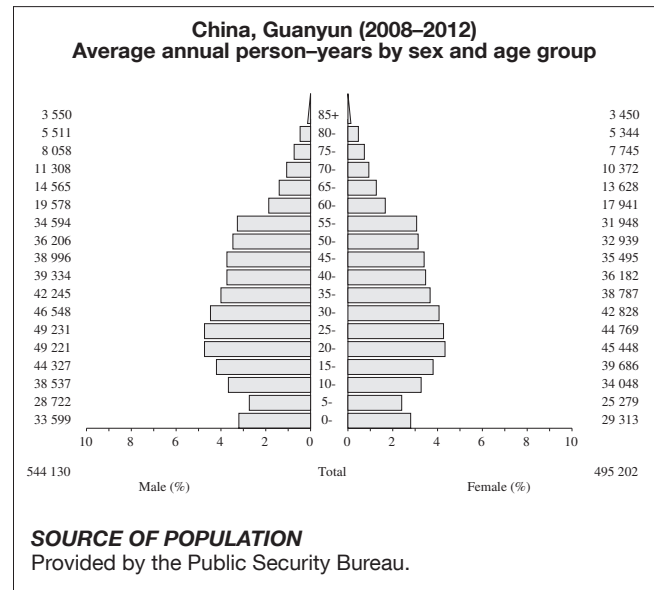
China, Guangzhou (2010–2012)

SITE	Male						Female						ICD-10
	No. cases	Freq. (%)	Crude rate (per 100 000)	ASR world	Cum. rates 0-64 (%)	0-74 (%)	No. cases	Freq. (%)	Crude rate (per 100 000)	ASR world	Cum. rates 0-64 (%)	0-74 (%)	
Lip	6	0.0	0.0	0.0	0.00	0.01	14	0.1	0.1	0.1	0.00	0.01	C00
Tongue	227	0.7	1.8	1.4	0.10	0.16	139	0.5	1.2	0.8	0.05	0.09	C01-02
Mouth	187	0.6	1.5	1.2	0.09	0.14	107	0.4	0.9	0.6	0.03	0.07	C03-06
Salivary glands	110	0.3	0.9	0.7	0.05	0.07	88	0.3	0.7	0.5	0.04	0.06	C07-08
Tonsil	40	0.1	0.3	0.2	0.02	0.03	12	0.0	0.1	0.1	0.00	0.01	C09
Other oropharynx	46	0.1	0.4	0.3	0.02	0.04	3	0.0	0.0	0.0	0.00	0.00	C10
Nasopharynx	2268	6.7	18.4	13.9	1.13	1.49	851	3.1	7.1	5.2	0.42	0.54	C11
Hypopharynx	166	0.5	1.3	1.0	0.08	0.12	8	0.0	0.1	0.0	0.00	0.01	C12-13
Pharynx unspecified	39	0.1	0.3	0.2	0.02	0.03	12	0.0	0.1	0.1	0.00	0.01	C14
Oesophagus	1206	3.6	9.8	7.4	0.50	0.93	250	0.9	2.1	1.3	0.07	0.18	C15
Stomach	1797	5.3	14.6	10.7	0.61	1.30	917	3.3	7.6	5.0	0.30	0.57	C16
Small intestine	186	0.6	1.5	1.1	0.06	0.13	139	0.5	1.2	0.8	0.05	0.09	C17
Colon	2752	8.2	22.3	16.0	0.79	1.85	2366	8.5	19.7	12.6	0.64	1.50	C18
Rectum	1812	5.4	14.7	10.9	0.60	1.36	1252	4.5	10.4	6.9	0.39	0.84	C19-20
Anus	41	0.1	0.3	0.2	0.01	0.02	24	0.1	0.2	0.1	0.01	0.02	C21
Liver	5127	15.3	41.6	31.3	2.17	3.68	1218	4.4	10.2	6.8	0.37	0.79	C22
Gallbladder etc.	354	1.1	2.9	2.0	0.09	0.23	340	1.2	2.8	1.7	0.07	0.20	C23-24
Pancreas	536	1.6	4.4	3.1	0.16	0.35	437	1.6	3.6	2.3	0.10	0.28	C25
Nose, sinuses etc.	66	0.2	0.5	0.4	0.03	0.05	42	0.2	0.4	0.3	0.02	0.03	C30-31
Larynx	568	1.7	4.6	3.4	0.23	0.43	39	0.1	0.3	0.2	0.01	0.02	C32
Trachea, bronchus, and lung	8162	24.3	66.3	48.0	2.41	5.87	3805	13.7	31.7	20.4	1.07	2.45	C33-34
Other thoracic organs	140	0.4	1.1	0.9	0.06	0.11	82	0.3	0.7	0.6	0.04	0.06	C37-38
Bone	135	0.4	1.1	1.0	0.06	0.09	105	0.4	0.9	0.7	0.05	0.07	C40-41
Melanoma of skin	60	0.2	0.5	0.4	0.02	0.05	74	0.3	0.6	0.4	0.03	0.05	C43
Other skin	398		3.2	2.3	0.10	0.28	378		3.2	2.0	0.10	0.24	C44
Mesothelioma	30	0.1	0.2	0.2	0.01	0.02	23	0.1	0.2	0.1	0.01	0.02	C45
Kaposi sarcoma	0	0.0	0.0	0.0	0.00	0.00	2	0.0	0.0	0.0	0.00	0.00	C46
Connective and soft tissue	248	0.7	2.0	1.7	0.10	0.16	201	0.7	1.7	1.4	0.09	0.12	C47+C49
Breast	71	0.2	0.6	0.4	0.03	0.04	6063	21.8	50.5	36.0	2.96	3.89	C50
Vulva							73	0.3	0.6	0.4	0.02	0.05	C51
Vagina							30	0.1	0.3	0.2	0.01	0.02	C52
Cervix uteri							1682	6.1	14.0	10.1	0.86	1.04	C53
Corpus uteri							1423	5.1	11.9	8.6	0.77	0.94	C54
Uterus unspecified							112	0.4	0.9	0.7	0.06	0.07	C55
Ovary							1020	3.7	8.5	6.2	0.48	0.67	C56
Other female genital organs							32	0.1	0.3	0.2	0.01	0.02	C57
Placenta							17	0.1	0.1	0.1	0.01	0.01	C58
Penis	75	0.2	0.6	0.4	0.03	0.05							C60
Prostate	1684	5.0	13.7	9.2	0.18	1.03							C61
Testis	108	0.3	0.9	0.9	0.06	0.06							C62
Other male genital organs	33	0.1	0.3	0.2	0.01	0.03							C63
Kidney	508	1.5	4.1	3.3	0.20	0.38	240	0.9	2.0	1.4	0.09	0.15	C64
Renal pelvis	60	0.2	0.5	0.4	0.02	0.04	33	0.1	0.3	0.2	0.01	0.02	C65
Ureter	59	0.2	0.5	0.3	0.01	0.04	31	0.1	0.3	0.2	0.01	0.02	C66
Bladder	1004	3.0	8.2	5.8	0.25	0.62	300	1.1	2.5	1.5	0.06	0.17	C67
Other urinary organs	15	0.0	0.1	0.1	0.01	0.01	11	0.0	0.1	0.1	0.00	0.01	C68
Eye	39	0.1	0.3	0.4	0.02	0.03	21	0.1	0.2	0.3	0.02	0.02	C69
Brain and nervous system	449	1.3	3.6	3.3	0.22	0.30	321	1.2	2.7	2.4	0.15	0.22	C70-72
Thyroid	576	1.7	4.7	3.5	0.28	0.34	1856	6.7	15.5	11.7	0.94	1.11	C73
Adrenal gland	34	0.1	0.3	0.3	0.02	0.03	25	0.1	0.2	0.3	0.01	0.02	C74
Other endocrine	28	0.1	0.2	0.2	0.01	0.02	15	0.1	0.1	0.1	0.01	0.01	C75
Hodgkin lymphoma	51	0.2	0.4	0.4	0.02	0.03	42	0.2	0.4	0.3	0.02	0.03	C81
Non-Hodgkin lymphoma	852	2.5	6.9	5.5	0.32	0.61	598	2.2	5.0	3.6	0.23	0.39	C82-86,C96
Immunoproliferative diseases	5	0.0	0.0	0.0	0.00	0.00	4	0.0	0.0	0.0	0.00	0.00	C88
Multiple myeloma	214	0.6	1.7	1.3	0.07	0.15	161	0.6	1.3	0.9	0.06	0.11	C90
Lymphoid leukaemia	253	0.8	2.1	2.6	0.13	0.19	157	0.6	1.3	1.9	0.10	0.12	C91
Myeloid leukaemia	449	1.3	3.6	3.1	0.18	0.28	344	1.2	2.9	2.2	0.14	0.21	C92-94
Leukaemia unspecified	99	0.3	0.8	0.8	0.04	0.07	87	0.3	0.7	0.7	0.03	0.06	C95
Myeloproliferative disorders	7	0.0	0.1	0.1	0.00	0.00	2	0.0	0.0	0.0	0.00	0.00	MPD
Myelodysplastic syndromes	1	0.0	0.0	0.0	0.00	0.00	0	0.0	0.0	0.0	0.00	0.00	MDS
Other and unspecified	636	1.9	5.2	3.8	0.21	0.41	551	2.0	4.6	3.0	0.16	0.31	O&U
All sites	34017		276.3	206.4	11.83	23.75	28179		234.9	164.3	11.17	18.00	C00-96
All sites except C44	33619	100.0	273.0	204.1	11.73	23.47	27801	100.0	231.8	162.2	11.07	17.76	C00-96 exc. C44

China, Guanyun

CONTRIBUTORS

Zhu Fengdong
Yan Chunhua
Shen Yanqing



20 major cancers, ASR (World) per 100 000

<i>Male</i>		<i>Female</i>	
Liver	36.7	Trachea, bronchus, and lung	20.7
Trachea, bronchus, and lung	36.5	Breast	20.4
Oesophagus	31.5	Oesophagus	15.9
Stomach	24.8	Liver	13.9
Rectum	5.5	Stomach	11.2
Brain and nervous system	5.5	Cervix uteri	6.5
Bladder	4.8	Brain and nervous system	5.1
Pancreas	3.9	Rectum	4.8
Colon	3.8	Thyroid	4.0
Non-Hodgkin lymphoma	3.1	Pancreas	3.4
Leukaemia unspecified	3.0	Ovary	3.3
Other and unspecified	2.1	Colon	3.2
Gallbladder etc.	2.1	Corpus uteri	2.6
Prostate	1.8	Leukaemia unspecified	2.5
Bone	1.8	Non-Hodgkin lymphoma	2.1
Myeloid leukaemia	1.8	Uterus unspecified	1.9
Kidney	1.6	Gallbladder etc.	1.9
Nasopharynx	1.6	Other and unspecified	1.8
Larynx	1.3	Bladder	1.5
Multiple myeloma	0.8	Bone	1.4
All sites	182.3	All sites	137.7

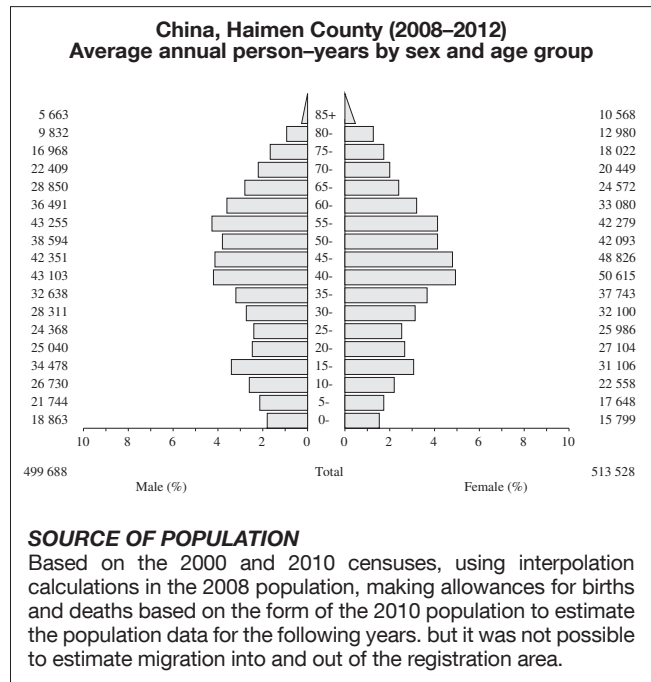
China, Guanyun (2008–2012)

SITE	Male						Female						ICD-10
	No. cases	Freq. (%)	Crude rate (per 100 000)	ASR world	Cum. rates 0-64 0-74 (%)		No. cases	Freq. (%)	Crude rate (per 100 000)	ASR world	Cum. rates 0-64 0-74 (%)		
Lip	6	0.1	0.2	0.2	0.02	0.02	5	0.1	0.2	0.2	0.01	0.02	C00
Tongue	10	0.2	0.4	0.3	0.01	0.02	6	0.1	0.2	0.3	0.01	0.04	C01-02
Mouth	18	0.3	0.7	0.6	0.03	0.07	9	0.2	0.4	0.3	0.02	0.03	C03-06
Salivary glands	15	0.3	0.6	0.4	0.03	0.06	8	0.2	0.3	0.3	0.02	0.03	C07-08
Tonsil	1	0.0	0.0	0.0	0.00	0.01	2	0.0	0.1	0.1	0.00	0.01	C09
Other oropharynx	2	0.0	0.1	0.1	0.01	0.01	1	0.0	0.0	0.0	0.00	0.00	C10
Nasopharynx	50	0.8	1.8	1.6	0.11	0.18	19	0.5	0.8	0.6	0.05	0.08	C11
Hypopharynx	0	0.0	0.0	0.0	0.00	0.00	3	0.1	0.1	0.1	0.01	0.01	C12-13
Pharynx unspecified	2	0.0	0.1	0.1	0.00	0.01	4	0.1	0.2	0.1	0.01	0.02	C14
Oesophagus	1019	17.2	37.5	31.5	1.38	3.90	479	11.6	19.3	15.9	0.53	2.10	C15
Stomach	819	13.8	30.1	24.8	1.25	3.01	337	8.2	13.6	11.2	0.51	1.38	C16
Small intestine	17	0.3	0.6	0.5	0.03	0.06	10	0.2	0.4	0.3	0.02	0.04	C17
Colon	121	2.0	4.4	3.8	0.22	0.46	95	2.3	3.8	3.2	0.15	0.40	C18
Rectum	177	3.0	6.5	5.5	0.32	0.64	149	3.6	6.0	4.8	0.27	0.56	C19-20
Anus	0	0.0	0.0	0.0	0.00	0.00	1	0.0	0.0	0.0	0.00	0.01	C21
Liver	1234	20.8	45.4	36.7	2.84	4.09	416	10.1	16.8	13.9	0.90	1.74	C22
Gallbladder etc.	67	1.1	2.5	2.1	0.07	0.26	58	1.4	2.3	1.9	0.06	0.25	C23-24
Pancreas	131	2.2	4.8	3.9	0.21	0.45	103	2.5	4.2	3.4	0.18	0.41	C25
Nose, sinuses etc.	16	0.3	0.6	0.5	0.03	0.05	6	0.1	0.2	0.2	0.01	0.03	C30-31
Larynx	40	0.7	1.5	1.3	0.07	0.15	4	0.1	0.2	0.1	0.00	0.02	C32
Trachea, bronchus, and lung	1203	20.3	44.2	36.5	1.84	4.43	633	15.4	25.6	20.7	1.14	2.44	C33-34
Other thoracic organs	11	0.2	0.4	0.3	0.02	0.04	14	0.3	0.6	0.5	0.04	0.05	C37-38
Bone	55	0.9	2.0	1.8	0.09	0.23	42	1.0	1.7	1.4	0.09	0.14	C40-41
Melanoma of skin	5	0.1	0.2	0.2	0.00	0.03	9	0.2	0.4	0.3	0.02	0.04	C43
Other skin	27		1.0	0.8	0.04	0.06	13		0.5	0.4	0.02	0.05	C44
Mesothelioma	3	0.1	0.1	0.1	0.01	0.01	2	0.0	0.1	0.1	0.01	0.01	C45
Kaposi sarcoma	0	0.0	0.0	0.0	0.00	0.00	0	0.0	0.0	0.0	0.00	0.00	C46
Connective and soft tissue	5	0.1	0.2	0.2	0.01	0.02	8	0.2	0.3	0.3	0.02	0.04	C47+C49
Breast	16	0.3	0.6	0.5	0.03	0.04	623	15.1	25.2	20.4	1.73	2.15	C50
Vulva							7	0.2	0.3	0.3	0.01	0.04	C51
Vagina							3	0.1	0.1	0.1	0.01	0.02	C52
Cervix uteri							202	4.9	8.2	6.5	0.56	0.66	C53
Corpus uteri							79	1.9	3.2	2.6	0.23	0.32	C54
Uterus unspecified							59	1.4	2.4	1.9	0.11	0.22	C55
Ovary							98	2.4	4.0	3.3	0.27	0.35	C56
Other female genital organs							3	0.1	0.1	0.1	0.01	0.02	C57
Placenta							2	0.0	0.1	0.1	0.00	0.00	C58
Penis	15	0.3	0.6	0.5	0.03	0.05							C60
Prostate	66	1.1	2.4	1.8	0.04	0.17							C61
Testis	13	0.2	0.5	0.4	0.03	0.03							C62
Other male genital organs	0	0.0	0.0	0.0	0.00	0.00							C63
Kidney	53	0.9	1.9	1.6	0.09	0.18	35	0.8	1.4	1.4	0.09	0.14	C64
Renal pelvis	8	0.1	0.3	0.2	0.01	0.03	3	0.1	0.1	0.1	0.00	0.01	C65
Ureter	4	0.1	0.1	0.1	0.01	0.01	1	0.0	0.0	0.0	0.00	0.01	C66
Bladder	153	2.6	5.6	4.8	0.20	0.58	42	1.0	1.7	1.5	0.06	0.20	C67
Other urinary organs	1	0.0	0.0	0.0	0.00	0.00	0	0.0	0.0	0.0	0.00	0.00	C68
Eye	5	0.1	0.2	0.2	0.01	0.02	5	0.1	0.2	0.2	0.02	0.02	C69
Brain and nervous system	169	2.9	6.2	5.5	0.39	0.54	141	3.4	5.7	5.1	0.30	0.57	C70-72
Thyroid	22	0.4	0.8	0.7	0.05	0.07	124	3.0	5.0	4.0	0.33	0.40	C73
Adrenal gland	3	0.1	0.1	0.1	0.01	0.01	3	0.1	0.1	0.1	0.01	0.01	C74
Other endocrine	13	0.2	0.5	0.4	0.03	0.03	12	0.3	0.5	0.4	0.03	0.04	C75
Hodgkin lymphoma	6	0.1	0.2	0.2	0.01	0.01	0	0.0	0.0	0.0	0.00	0.00	C81
Non-Hodgkin lymphoma	101	1.7	3.7	3.1	0.18	0.35	64	1.6	2.6	2.1	0.11	0.25	C82-86,C96
Immunoproliferative diseases	0	0.0	0.0	0.0	0.00	0.00	0	0.0	0.0	0.0	0.00	0.00	C88
Multiple myeloma	24	0.4	0.9	0.8	0.06	0.09	16	0.4	0.6	0.6	0.03	0.07	C90
Lymphoid leukaemia	16	0.3	0.6	0.7	0.04	0.05	18	0.4	0.7	0.7	0.05	0.06	C91
Myeloid leukaemia	55	0.9	2.0	1.8	0.12	0.17	36	0.9	1.5	1.2	0.09	0.14	C92-94
Leukaemia unspecified	83	1.4	3.1	3.0	0.16	0.25	65	1.6	2.6	2.5	0.14	0.21	C95
Myeloproliferative disorders	2	0.0	0.1	0.1	0.01	0.01	0	0.0	0.0	0.0	0.00	0.00	MPD
Myelodysplastic syndromes	0	0.0	0.0	0.0	0.00	0.00	1	0.0	0.0	0.0	0.00	0.00	MDS
Other and unspecified	69	1.2	2.5	2.1	0.11	0.24	54	1.3	2.2	1.8	0.08	0.20	O&U
All sites	5951		218.7	182.3	10.25	21.21	4132		166.9	137.7	8.38	16.07	C00-96
All sites except C44	5924	100.0	217.7	181.6	10.21	21.15	4119	100.0	166.4	137.3	8.36	16.01	C00-96 exc. C44

China, Haimen County

CONTRIBUTORS

Xin Feng
Pei-xin Huang
Min Qiu
Zhuo-jian Ni
Yan-lei Yang
Jin-gao Tang



20 major cancers, ASR (World) per 100 000

<i>Male</i>		<i>Female</i>	
Trachea, bronchus, and lung	52.0	Trachea, bronchus, and lung	21.8
Liver	46.1	Breast	21.5
Stomach	28.4	Stomach	14.6
Oesophagus	11.8	Liver	13.5
Rectum	9.0	Cervix uteri	12.3
Colon	7.3	Rectum	6.7
Pancreas	6.4	Colon	6.7
Bladder	5.9	Ovary	5.8
Non-Hodgkin lymphoma	5.1	Pancreas	5.3
Prostate	4.4	Corpus uteri	4.7
Brain and nervous system	4.0	Thyroid	4.6
Non-melanoma skin cancer	2.9	Oesophagus	4.5
Nasopharynx	2.7	Non-Hodgkin lymphoma	4.2
Gallbladder etc.	2.3	Brain and nervous system	4.1
Kidney	2.3	Non-melanoma skin cancer	3.1
Other and unspecified	2.1	Gallbladder etc.	2.6
Myeloid leukaemia	1.8	Myeloid leukaemia	2.0
Leukaemia unspecified	1.7	Bladder	1.8
Larynx	1.5	Kidney	1.7
Bone	1.4	Other and unspecified	1.6
All sites	212.5	All sites	157.7

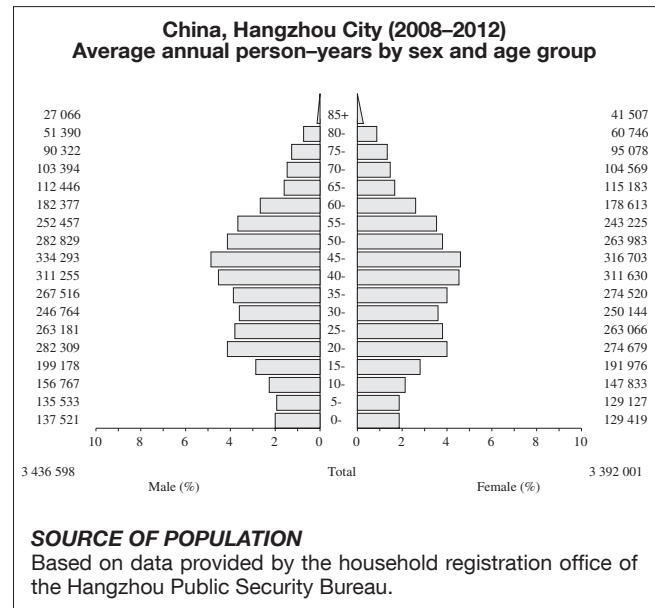
China, Haimen County (2008–2012)

SITE	Male						Female						ICD-10
	No. cases	Freq. (%)	Crude rate (per 100 000)	ASR world	Cum. rates 0-64 (%)	0-74 (%)	No. cases	Freq. (%)	Crude rate (per 100 000)	ASR world	Cum. rates 0-64 (%)	0-74 (%)	
Lip	2	0.0	0.1	0.0	0.00	0.00	10	0.1	0.4	0.1	0.00	0.01	C00
Tongue	16	0.2	0.6	0.4	0.03	0.04	19	0.2	0.7	0.6	0.04	0.05	C01-02
Mouth	22	0.2	0.9	0.4	0.02	0.05	24	0.3	0.9	0.4	0.03	0.05	C03-06
Salivary glands	27	0.3	1.1	0.7	0.05	0.07	20	0.3	0.8	0.5	0.03	0.04	C07-08
Tonsil	2	0.0	0.1	0.0	0.00	0.00	4	0.1	0.2	0.1	0.00	0.01	C09
Other oropharynx	5	0.0	0.2	0.1	0.00	0.01	1	0.0	0.0	0.0	0.00	0.00	C10
Nasopharynx	108	1.0	4.3	2.7	0.22	0.29	50	0.7	1.9	1.2	0.09	0.13	C11
Hypopharynx	8	0.1	0.3	0.2	0.01	0.01	0	0.0	0.0	0.0	0.00	0.00	C12-13
Pharynx unspecified	0	0.0	0.0	0.0	0.00	0.00	2	0.0	0.1	0.0	0.00	0.00	C14
Oesophagus	647	6.1	25.9	11.8	0.59	1.45	287	3.8	11.2	4.5	0.17	0.53	C15
Stomach	1502	14.3	60.1	28.4	1.45	3.40	793	10.4	30.9	14.6	0.75	1.68	C16
Small intestine	43	0.4	1.7	0.9	0.05	0.11	29	0.4	1.1	0.5	0.03	0.07	C17
Colon	377	3.6	15.1	7.3	0.42	0.83	375	4.9	14.6	6.7	0.33	0.80	C18
Rectum	464	4.4	18.6	9.0	0.53	1.08	379	5.0	14.8	6.7	0.38	0.76	C19-20
Anus	3	0.0	0.1	0.0	0.00	0.00	2	0.0	0.1	0.0	0.00	0.00	C21
Liver	2008	19.1	80.4	46.1	3.60	4.97	711	9.3	27.7	13.5	0.88	1.50	C22
Gallbladder etc.	123	1.2	4.9	2.3	0.11	0.26	149	2.0	5.8	2.6	0.12	0.32	C23-24
Pancreas	347	3.3	13.9	6.4	0.33	0.71	316	4.1	12.3	5.3	0.26	0.61	C25
Nose, sinuses etc.	30	0.3	1.2	0.8	0.04	0.08	18	0.2	0.7	0.3	0.01	0.04	C30-31
Larynx	77	0.7	3.1	1.5	0.08	0.19	6	0.1	0.2	0.1	0.00	0.01	C32
Trachea, bronchus, and lung	2908	27.6	116.4	52.0	2.29	6.27	1249	16.4	48.6	21.8	1.10	2.59	C33-34
Other thoracic organs	35	0.3	1.4	0.8	0.05	0.08	24	0.3	0.9	0.5	0.04	0.06	C37-38
Bone	54	0.5	2.2	1.4	0.09	0.13	35	0.5	1.4	0.9	0.05	0.09	C40-41
Melanoma of skin	19	0.2	0.8	0.4	0.02	0.03	24	0.3	0.9	0.4	0.02	0.05	C43
Other skin	163		6.5	2.9	0.11	0.36	202		7.9	3.1	0.12	0.29	C44
Mesothelioma	9	0.1	0.4	0.2	0.01	0.02	8	0.1	0.3	0.2	0.01	0.02	C45
Kaposi sarcoma	0	0.0	0.0	0.0	0.00	0.00	0	0.0	0.0	0.0	0.00	0.00	C46
Connective and soft tissue	42	0.4	1.7	1.2	0.07	0.11	35	0.5	1.4	0.9	0.06	0.08	C47+C49
Breast	6	0.1	0.2	0.1	0.01	0.02	947	12.4	36.9	21.5	1.70	2.35	C50
Vulva							15	0.2	0.6	0.3	0.01	0.02	C51
Vagina							5	0.1	0.2	0.1	0.01	0.01	C52
Cervix uteri							492	6.5	19.2	12.3	1.02	1.16	C53
Corpus uteri							205	2.7	8.0	4.7	0.40	0.53	C54
Uterus unspecified							51	0.7	2.0	1.1	0.08	0.12	C55
Ovary							247	3.2	9.6	5.8	0.46	0.64	C56
Other female genital organs							23	0.3	0.9	0.6	0.05	0.06	C57
Placenta							5	0.1	0.2	0.2	0.01	0.01	C58
Penis	27	0.3	1.1	0.5	0.03	0.08							C60
Prostate	282	2.7	11.3	4.4	0.06	0.50							C61
Testis	20	0.2	0.8	0.6	0.04	0.05							C62
Other male genital organs	12	0.1	0.5	0.3	0.02	0.03							C63
Kidney	101	1.0	4.0	2.3	0.14	0.25	77	1.0	3.0	1.7	0.11	0.18	C64
Renal pelvis	10	0.1	0.4	0.2	0.01	0.03	5	0.1	0.2	0.1	0.00	0.02	C65
Ureter	9	0.1	0.4	0.2	0.01	0.02	9	0.1	0.4	0.1	0.00	0.01	C66
Bladder	327	3.1	13.1	5.9	0.30	0.63	100	1.3	3.9	1.8	0.09	0.21	C67
Other urinary organs	3	0.0	0.1	0.0	0.00	0.01	0	0.0	0.0	0.0	0.00	0.00	C68
Eye	3	0.0	0.1	0.1	0.00	0.01	8	0.1	0.3	0.2	0.01	0.01	C69
Brain and nervous system	153	1.5	6.1	4.0	0.28	0.40	160	2.1	6.2	4.1	0.27	0.41	C70-72
Thyroid	46	0.4	1.8	1.3	0.09	0.12	174	2.3	6.8	4.6	0.35	0.45	C73
Adrenal gland	11	0.1	0.4	0.2	0.02	0.02	11	0.1	0.4	0.2	0.01	0.03	C74
Other endocrine	10	0.1	0.4	0.3	0.02	0.03	12	0.2	0.5	0.3	0.02	0.02	C75
Hodgkin lymphoma	9	0.1	0.4	0.3	0.03	0.03	6	0.1	0.2	0.2	0.01	0.02	C81
Non-Hodgkin lymphoma	228	2.2	9.1	5.1	0.32	0.60	184	2.4	7.2	4.2	0.24	0.48	C82-86,C96
Immunoproliferative diseases	5	0.0	0.2	0.2	0.01	0.02	2	0.0	0.1	0.0	0.00	0.00	C88
Multiple myeloma	56	0.5	2.2	1.1	0.07	0.13	33	0.4	1.3	0.7	0.04	0.10	C90
Lymphoid leukaemia	36	0.3	1.4	1.2	0.07	0.09	29	0.4	1.1	1.2	0.06	0.10	C91
Myeloid leukaemia	77	0.7	3.1	1.8	0.13	0.19	67	0.9	2.6	2.0	0.13	0.17	C92-94
Leukaemia unspecified	66	0.6	2.6	1.7	0.09	0.16	52	0.7	2.0	1.4	0.07	0.12	C95
Myeloproliferative disorders	9	0.1	0.4	0.2	0.02	0.03	12	0.2	0.5	0.3	0.02	0.03	MPD
Myelodysplastic syndromes	33	0.3	1.3	0.8	0.05	0.07	32	0.4	1.2	0.9	0.05	0.08	MDS
Other and unspecified	104	1.0	4.2	2.1	0.11	0.22	90	1.2	3.5	1.6	0.07	0.19	O&U
All sites	10684		427.6	212.5	12.10	24.29	7825		304.8	157.7	9.86	17.35	C00-96
All sites except C44	10521	100.0	421.1	209.6	11.99	23.93	7623	100.0	296.9	154.6	9.74	17.06	C00-96 exc. C44

China, Hangzhou City

CONTRIBUTORS

Xuchu Wang
Gang Zhao
Qingmin Liu
Yanjun Ren
Lingbin Du
Huizhang Li
Kai Song
Renhua Chen



20 major cancers, ASR (World) per 100 000

<i>Male</i>		<i>Female</i>	
Trachea, bronchus, and lung	43.6	Breast	31.8
Stomach	26.3	Thyroid	21.8
Liver	23.8	Trachea, bronchus, and lung	18.7
Rectum	12.4	Cervix uteri	12.6
Colon	11.3	Stomach	11.8
Oesophagus	11.2	Colon	8.8
Prostate	8.9	Rectum	8.4
Bladder	7.4	Liver	7.5
Thyroid	7.1	Ovary	5.5
Pancreas	5.9	Brain and nervous system	5.4
Brain and nervous system	4.9	Corpus uteri	5.1
Non-Hodgkin lymphoma	4.4	Pancreas	3.9
Kidney	4.3	Other and unspecified	3.7
Other and unspecified	4.0	Gallbladder etc.	3.3
Nasopharynx	3.9	Non-Hodgkin lymphoma	3.1
Myeloid leukaemia	2.3	Kidney	2.5
Gallbladder etc.	2.3	Nasopharynx	1.9
Non-melanoma skin cancer	2.2	Non-melanoma skin cancer	1.8
Larynx	2.1	Bladder	1.8
Lymphoid leukaemia	1.9	Oesophagus	1.8
All sites	208.5	All sites	178.1

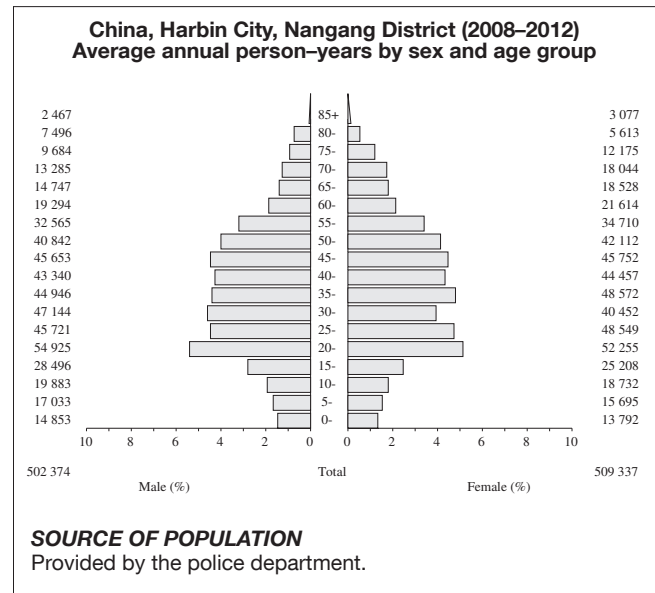
China, Hangzhou City (2008–2012)

SITE	Male						Female						ICD-10
	No. cases	Freq. (%)	Crude rate (per 100 000)	ASR world	Cum. rates 0-64 0-74 (%)		No. cases	Freq. (%)	Crude rate (per 100 000)	ASR world	Cum. rates 0-64 0-74 (%)		
Lip	41	0.1	0.2	0.1	0.01	0.02	34	0.1	0.2	0.1	0.01	0.01	C00
Tongue	284	0.5	1.7	1.1	0.06	0.12	187	0.4	1.1	0.7	0.04	0.08	C01-02
Mouth	234	0.4	1.4	0.9	0.05	0.11	131	0.3	0.8	0.5	0.03	0.05	C03-06
Salivary glands	117	0.2	0.7	0.5	0.03	0.05	148	0.3	0.9	0.6	0.04	0.06	C07-08
Tonsil	38	0.1	0.2	0.1	0.01	0.02	10	0.0	0.1	0.0	0.00	0.00	C09
Other oropharynx	84	0.2	0.5	0.3	0.02	0.03	23	0.0	0.1	0.1	0.01	0.01	C10
Nasopharynx	1023	1.8	6.0	3.9	0.31	0.44	457	1.0	2.7	1.9	0.14	0.20	C11
Hypopharynx	110	0.2	0.6	0.4	0.03	0.05	8	0.0	0.0	0.0	0.00	0.00	C12-13
Pharynx unspecified	51	0.1	0.3	0.2	0.01	0.03	13	0.0	0.1	0.0	0.00	0.01	C14
Oesophagus	3105	5.6	18.1	11.2	0.63	1.40	569	1.2	3.4	1.8	0.07	0.22	C15
Stomach	7283	13.1	42.4	26.3	1.37	3.28	3308	7.2	19.5	11.8	0.68	1.36	C16
Small intestine	349	0.6	2.0	1.3	0.07	0.17	283	0.6	1.7	1.0	0.06	0.12	C17
Colon	3171	5.7	18.5	11.3	0.58	1.34	2532	5.5	14.9	8.8	0.48	1.03	C18
Rectum	3428	6.2	19.9	12.4	0.70	1.54	2335	5.1	13.8	8.4	0.51	1.01	C19-20
Anus	99	0.2	0.6	0.3	0.02	0.04	77	0.2	0.5	0.3	0.01	0.03	C21
Liver	6419	11.5	37.4	23.8	1.64	2.73	2106	4.6	12.4	7.5	0.42	0.88	C22
Gallbladder etc.	646	1.2	3.8	2.3	0.09	0.27	982	2.1	5.8	3.3	0.15	0.40	C23-24
Pancreas	1663	3.0	9.7	5.9	0.26	0.74	1176	2.6	6.9	3.9	0.17	0.46	C25
Nose, sinuses etc.	159	0.3	0.9	0.6	0.04	0.07	77	0.2	0.5	0.3	0.02	0.03	C30-31
Larynx	566	1.0	3.3	2.1	0.13	0.26	28	0.1	0.2	0.1	0.01	0.01	C32
Trachea, bronchus, and lung	12251	22.0	71.3	43.6	2.13	5.47	5374	11.7	31.7	18.7	1.03	2.26	C33-34
Other thoracic organs	234	0.4	1.4	0.9	0.06	0.10	133	0.3	0.8	0.5	0.03	0.06	C37-38
Bone	391	0.7	2.3	1.6	0.09	0.17	291	0.6	1.7	1.2	0.08	0.13	C40-41
Melanoma of skin	158	0.3	0.9	0.6	0.03	0.07	131	0.3	0.8	0.5	0.03	0.05	C43
Other skin	619		3.6	2.2	0.11	0.24	565		3.3	1.8	0.08	0.19	C44
Mesothelioma	34	0.1	0.2	0.1	0.01	0.02	31	0.1	0.2	0.1	0.01	0.01	C45
Kaposi sarcoma	3	0.0	0.0	0.0	0.00	0.00	3	0.0	0.0	0.0	0.00	0.00	C46
Connective and soft tissue	207	0.4	1.2	0.9	0.06	0.08	163	0.4	1.0	0.7	0.04	0.06	C47+C49
Breast	119	0.2	0.7	0.4	0.03	0.04	8227	17.8	48.5	31.8	2.62	3.42	C50
Vulva							78	0.2	0.5	0.3	0.02	0.03	C51
Vagina							42	0.1	0.2	0.2	0.01	0.02	C52
Cervix uteri							3184	6.9	18.8	12.6	1.05	1.24	C53
Corpus uteri							1306	2.8	7.7	5.1	0.44	0.57	C54
Uterus unspecified							305	0.7	1.8	1.2	0.09	0.13	C55
Ovary							1355	2.9	8.0	5.5	0.42	0.60	C56
Other female genital organs							114	0.2	0.7	0.4	0.04	0.05	C57
Placenta							32	0.1	0.2	0.2	0.01	0.01	C58
Penis	165	0.3	1.0	0.6	0.04	0.07							C60
Prostate	2687	4.8	15.6	8.9	0.21	1.06							C61
Testis	176	0.3	1.0	0.9	0.06	0.07							C62
Other male genital organs	52	0.1	0.3	0.2	0.01	0.03							C63
Kidney	1108	2.0	6.4	4.3	0.30	0.48	616	1.3	3.6	2.5	0.17	0.27	C64
Renal pelvis	126	0.2	0.7	0.5	0.02	0.06	88	0.2	0.5	0.3	0.01	0.04	C65
Ureter	101	0.2	0.6	0.3	0.02	0.04	87	0.2	0.5	0.3	0.01	0.03	C66
Bladder	2122	3.8	12.3	7.4	0.33	0.87	541	1.2	3.2	1.8	0.09	0.21	C67
Other urinary organs	30	0.1	0.2	0.1	0.00	0.01	14	0.0	0.1	0.1	0.00	0.01	C68
Eye	35	0.1	0.2	0.2	0.01	0.02	31	0.1	0.2	0.2	0.01	0.02	C69
Brain and nervous system	1123	2.0	6.5	4.9	0.31	0.49	1224	2.7	7.2	5.4	0.36	0.53	C70-72
Thyroid	1688	3.0	9.8	7.1	0.57	0.66	5159	11.2	30.4	21.8	1.83	2.06	C73
Adrenal gland	50	0.1	0.3	0.3	0.01	0.02	37	0.1	0.2	0.2	0.01	0.02	C74
Other endocrine	179	0.3	1.0	0.8	0.05	0.08	233	0.5	1.4	1.0	0.08	0.09	C75
Hodgkin lymphoma	100	0.2	0.6	0.5	0.03	0.05	52	0.1	0.3	0.2	0.01	0.02	C81
Non-Hodgkin lymphoma	1091	2.0	6.3	4.4	0.27	0.48	752	1.6	4.4	3.1	0.20	0.36	C82-86,C96
Immunoproliferative diseases	52	0.1	0.3	0.2	0.01	0.02	34	0.1	0.2	0.1	0.01	0.01	C88
Multiple myeloma	350	0.6	2.0	1.2	0.07	0.16	244	0.5	1.4	0.9	0.07	0.11	C90
Lymphoid leukaemia	279	0.5	1.6	1.9	0.10	0.13	200	0.4	1.2	1.5	0.08	0.10	C91
Myeloid leukaemia	475	0.9	2.8	2.3	0.13	0.21	349	0.8	2.1	1.7	0.11	0.16	C92-94
Leukaemia unspecified	321	0.6	1.9	1.6	0.09	0.14	255	0.6	1.5	1.3	0.08	0.11	C95
Myeloproliferative disorders	13	0.0	0.1	0.1	0.00	0.01	10	0.0	0.1	0.0	0.00	0.01	MPD
Myelodysplastic syndromes	24	0.0	0.1	0.1	0.00	0.01	28	0.1	0.2	0.1	0.01	0.01	MDS
Other and unspecified	1051	1.9	6.1	4.0	0.22	0.46	909	2.0	5.4	3.7	0.21	0.39	O&U
All sites	56284		327.6	208.5	11.44	24.50	46681		275.2	178.1	12.21	19.37	C00-96
All sites except C44	55665	100.0	324.0	206.2	11.33	24.26	46116	100.0	271.9	176.3	12.12	19.18	C00-96 exc. C44

China, Harbin City, Nangang District

CONTRIBUTORS

Yang Liqiu
He Hui
Yu Bo
Shan Xiaoli
Wang Weina
Zhang Wei
Yu Qiubin
Wang Guohua
He Xiaohui
Ren Jiaojiao



20 major cancers, ASR (World) per 100 000

<i>Male</i>		<i>Female</i>	
Trachea, bronchus, and lung	58.3	Breast	36.1
Liver	25.3	Trachea, bronchus, and lung	29.4
Stomach	21.1	Thyroid	9.9
Colon	12.5	Cervix uteri	9.6
Rectum	11.3	Colon	9.3
Oesophagus	7.3	Liver	8.3
Kidney	6.6	Stomach	7.1
Pancreas	6.6	Ovary	6.4
Bladder	5.6	Rectum	6.3
Larynx	3.7	Pancreas	4.0
Thyroid	3.3	Brain and nervous system	3.8
Brain and nervous system	3.2	Corpus uteri	3.8
Prostate	3.0	Kidney	2.8
Other and unspecified	2.9	Other and unspecified	2.3
Gallbladder etc.	2.4	Bladder	1.6
Leukaemia unspecified	2.2	Leukaemia unspecified	1.4
Bone	2.0	Gallbladder etc.	1.3
Non-Hodgkin lymphoma	1.9	Non-Hodgkin lymphoma	1.2
Nasopharynx	1.3	Oesophagus	1.1
Other thoracic organs	1.3	Bone	1.0
All sites	192.5	All sites	155.6

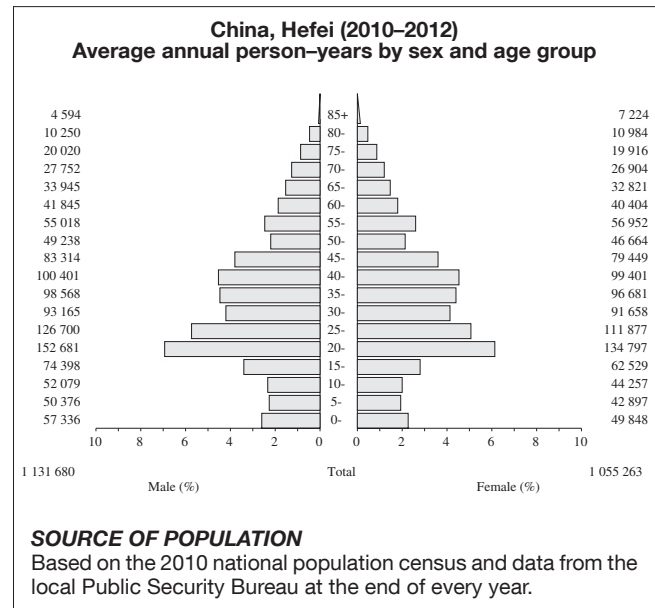
China, Harbin City, Nangang District (2008–2012)

SITE	Male						Female						ICD-10
	No. cases	Freq. (%)	Crude rate (per 100 000)	ASR world	Cum. rates 0-64 (%)	0-74	No. cases	Freq. (%)	Crude rate (per 100 000)	ASR world	Cum. rates 0-64 (%)	0-74	
Lip	2	0.0	0.1	0.1	0.00	0.00	1	0.0	0.0	0.0	0.00	0.00	C00
Tongue	20	0.3	0.8	0.6	0.06	0.07	6	0.1	0.2	0.2	0.01	0.02	C01-02
Mouth	22	0.3	0.9	0.6	0.04	0.07	8	0.1	0.3	0.2	0.01	0.02	C03-06
Salivary glands	10	0.2	0.4	0.3	0.02	0.04	8	0.1	0.3	0.2	0.02	0.02	C07-08
Tonsil	3	0.0	0.1	0.1	0.01	0.01	2	0.0	0.1	0.1	0.01	0.01	C09
Other oropharynx	9	0.1	0.4	0.3	0.01	0.03	0	0.0	0.0	0.0	0.00	0.00	C10
Nasopharynx	41	0.6	1.6	1.3	0.10	0.15	16	0.3	0.6	0.4	0.03	0.05	C11
Hypopharynx	16	0.2	0.6	0.5	0.04	0.07	0	0.0	0.0	0.0	0.00	0.00	C12-13
Pharynx unspecified	4	0.1	0.2	0.1	0.01	0.02	0	0.0	0.0	0.0	0.00	0.00	C14
Oesophagus	249	3.8	9.9	7.3	0.50	0.89	44	0.7	1.7	1.1	0.03	0.12	C15
Stomach	727	11.2	28.9	21.1	1.20	2.62	285	4.7	11.2	7.1	0.40	0.81	C16
Small intestine	25	0.4	1.0	0.8	0.05	0.11	25	0.4	1.0	0.7	0.04	0.10	C17
Colon	428	6.6	17.0	12.5	0.63	1.58	375	6.2	14.7	9.3	0.44	1.14	C18
Rectum	382	5.9	15.2	11.3	0.67	1.42	255	4.2	10.0	6.3	0.38	0.76	C19-20
Anus	7	0.1	0.3	0.2	0.01	0.03	2	0.0	0.1	0.1	0.00	0.00	C21
Liver	883	13.6	35.2	25.3	1.76	2.99	327	5.4	12.8	8.3	0.38	0.99	C22
Gallbladder etc.	78	1.2	3.1	2.4	0.10	0.29	55	0.9	2.2	1.3	0.06	0.15	C23-24
Pancreas	223	3.4	8.9	6.6	0.34	0.80	164	2.7	6.4	4.0	0.16	0.49	C25
Nose, sinuses etc.	13	0.2	0.5	0.4	0.02	0.04	5	0.1	0.2	0.1	0.01	0.01	C30-31
Larynx	126	1.9	5.0	3.7	0.22	0.46	14	0.2	0.5	0.4	0.02	0.04	C32
Trachea, bronchus, and lung	1990	30.6	79.2	58.3	3.03	7.24	1179	19.6	46.3	29.4	1.36	3.49	C33-34
Other thoracic organs	34	0.5	1.4	1.3	0.06	0.14	25	0.4	1.0	0.7	0.06	0.08	C37-38
Bone	57	0.9	2.3	2.0	0.10	0.20	35	0.6	1.4	1.0	0.05	0.09	C40-41
Melanoma of skin	10	0.2	0.4	0.3	0.02	0.05	8	0.1	0.3	0.2	0.01	0.02	C43
Other skin	20		0.8	0.6	0.03	0.10	26		1.0	0.7	0.01	0.04	C44
Mesothelioma	32	0.5	1.3	1.0	0.07	0.12	27	0.4	1.1	0.7	0.05	0.09	C45
Kaposi sarcoma	0	0.0	0.0	0.0	0.00	0.00	0	0.0	0.0	0.0	0.00	0.00	C46
Connective and soft tissue	12	0.2	0.5	0.3	0.03	0.05	24	0.4	0.9	0.6	0.04	0.08	C47+C49
Breast	23	0.4	0.9	0.7	0.06	0.07	1382	23.0	54.3	36.1	2.94	3.99	C50
Vulva							11	0.2	0.4	0.2	0.00	0.03	C51
Vagina							9	0.1	0.4	0.2	0.01	0.03	C52
Cervix uteri							365	6.1	14.3	9.6	0.84	0.97	C53
Corpus uteri							145	2.4	5.7	3.8	0.32	0.44	C54
Uterus unspecified							24	0.4	0.9	0.6	0.03	0.06	C55
Ovary							229	3.8	9.0	6.4	0.46	0.74	C56
Other female genital organs							4	0.1	0.2	0.1	0.01	0.01	C57
Placenta							0	0.0	0.0	0.0	0.00	0.00	C58
Penis	4	0.1	0.2	0.1	0.01	0.03							C60
Prostate	116	1.8	4.6	3.0	0.06	0.35							C61
Testis	12	0.2	0.5	0.7	0.03	0.05							C62
Other male genital organs	5	0.1	0.2	0.1	0.01	0.01							C63
Kidney	220	3.4	8.8	6.6	0.45	0.78	107	1.8	4.2	2.8	0.20	0.33	C64
Renal pelvis	11	0.2	0.4	0.3	0.02	0.05	18	0.3	0.7	0.4	0.02	0.05	C65
Ureter	20	0.3	0.8	0.6	0.03	0.08	22	0.4	0.9	0.5	0.02	0.04	C66
Bladder	195	3.0	7.8	5.6	0.26	0.62	70	1.2	2.7	1.6	0.06	0.17	C67
Other urinary organs	6	0.1	0.2	0.2	0.01	0.01	2	0.0	0.1	0.0	0.00	0.01	C68
Eye	1	0.0	0.0	0.0	0.00	0.00	3	0.0	0.1	0.1	0.00	0.01	C69
Brain and nervous system	109	1.7	4.3	3.2	0.21	0.33	127	2.1	5.0	3.8	0.25	0.38	C70-72
Thyroid	117	1.8	4.7	3.3	0.28	0.33	371	6.2	14.6	9.9	0.86	0.98	C73
Adrenal gland	2	0.0	0.1	0.1	0.01	0.01	2	0.0	0.1	0.2	0.01	0.01	C74
Other endocrine	9	0.1	0.4	0.2	0.02	0.02	13	0.2	0.5	0.3	0.02	0.05	C75
Hodgkin lymphoma	5	0.1	0.2	0.1	0.01	0.02	3	0.0	0.1	0.1	0.01	0.01	C81
Non-Hodgkin lymphoma	61	0.9	2.4	1.9	0.13	0.23	49	0.8	1.9	1.2	0.07	0.13	C82-86,C96
Immunoproliferative diseases	1	0.0	0.0	0.0	0.00	0.01	0	0.0	0.0	0.0	0.00	0.00	C88
Multiple myeloma	23	0.4	0.9	0.7	0.03	0.09	11	0.2	0.4	0.3	0.01	0.05	C90
Lymphoid leukaemia	9	0.1	0.4	0.5	0.03	0.03	4	0.1	0.2	0.2	0.01	0.02	C91
Myeloid leukaemia	9	0.1	0.4	0.3	0.02	0.03	9	0.1	0.4	0.2	0.02	0.02	C92-94
Leukaemia unspecified	60	0.9	2.4	2.2	0.11	0.22	55	0.9	2.2	1.4	0.10	0.15	C95
Myeloproliferative disorders	0	0.0	0.0	0.0	0.00	0.00	0	0.0	0.0	0.0	0.00	0.00	MPD
Myelodysplastic syndromes	0	0.0	0.0	0.0	0.00	0.00	0	0.0	0.0	0.0	0.00	0.00	MDS
Other and unspecified	88	1.4	3.5	2.9	0.14	0.32	84	1.4	3.3	2.3	0.15	0.26	O&U
All sites	6529		259.9	192.5	11.05	23.30	6035		237.0	155.6	9.99	17.54	C00-96
All sites except C44	6509	100.0	259.1	191.9	11.02	23.20	6009	100.0	236.0	154.9	9.98	17.49	C00-96 exc. C44

China, Hefei

CONTRIBUTORS

Erjian Ma
Yibin Zhu
Junqing Zhang
Xiaopeng Zhang
Feng Sun
Lun Tang
Yingying Zhang
Yuan Tian
Xiaogang Gong
Yuying Hu



20 major cancers, ASR (World) per 100 000

<i>Male</i>		<i>Female</i>	
Trachea, bronchus, and lung	62.7	Breast	23.6
Stomach	44.7	Trachea, bronchus, and lung	23.1
Oesophagus	32.8	Stomach	16.7
Liver	21.8	Oesophagus	10.2
Rectum	12.3	Cervix uteri	9.1
Colon	10.5	Liver	8.5
Prostate	8.1	Colon	7.9
Pancreas	7.5	Rectum	6.3
Other and unspecified	5.1	Ovary	5.6
Non-Hodgkin lymphoma	4.9	Pancreas	5.0
Bladder	4.8	Brain and nervous system	4.1
Brain and nervous system	4.6	Corpus uteri	3.8
Kidney	4.2	Thyroid	3.7
Nasopharynx	3.0	Other and unspecified	3.7
Gallbladder etc.	2.7	Non-Hodgkin lymphoma	3.5
Larynx	2.3	Gallbladder etc.	3.0
Leukaemia unspecified	2.2	Kidney	2.4
Lymphoid leukaemia	2.1	Leukaemia unspecified	1.9
Myeloid leukaemia	2.1	Myeloid leukaemia	1.5
Bone	1.7	Lymphoid leukaemia	1.2
All sites	253.7	All sites	156.3

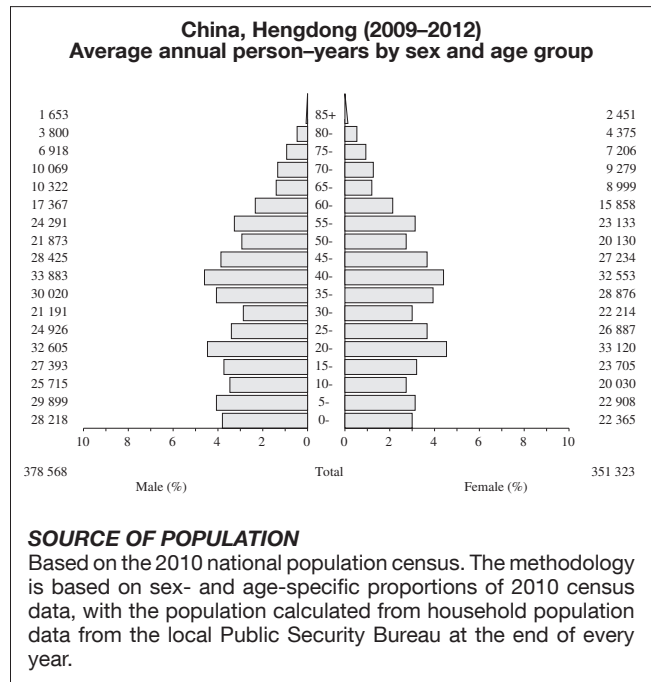
China, Hefei (2010–2012)

SITE	Male						Female						ICD-10
	No. cases	Freq. (%)	Crude rate (per 100 000)	ASR world	Cum. rates 0-64 (%)	0-74	No. cases	Freq. (%)	Crude rate (per 100 000)	ASR world	Cum. rates 0-64 (%)	0-74	
Lip	2	0.0	0.1	0.1	0.00	0.01	1	0.0	0.0	0.0	0.00	0.00	C00
Tongue	22	0.2	0.6	0.5	0.03	0.08	17	0.3	0.5	0.5	0.04	0.05	C01-02
Mouth	51	0.5	1.5	1.3	0.06	0.14	25	0.4	0.8	0.6	0.03	0.09	C03-06
Salivary glands	16	0.2	0.5	0.4	0.03	0.04	18	0.3	0.6	0.4	0.02	0.05	C07-08
Tonsil	7	0.1	0.2	0.2	0.01	0.02	2	0.0	0.1	0.0	0.00	0.00	C09
Other oropharynx	7	0.1	0.2	0.2	0.02	0.02	0	0.0	0.0	0.0	0.00	0.00	C10
Nasopharynx	118	1.2	3.5	3.0	0.20	0.35	36	0.6	1.1	1.0	0.09	0.10	C11
Hypopharynx	24	0.2	0.7	0.7	0.04	0.10	1	0.0	0.0	0.0	0.00	0.00	C12-13
Pharynx unspecified	5	0.0	0.1	0.1	0.01	0.01	4	0.1	0.1	0.1	0.01	0.02	C14
Oesophagus	1276	12.6	37.6	32.8	1.81	4.05	437	7.0	13.8	10.2	0.36	1.10	C15
Stomach	1787	17.7	52.6	44.7	2.24	5.48	706	11.3	22.3	16.7	0.81	1.87	C16
Small intestine	49	0.5	1.4	1.2	0.07	0.15	41	0.7	1.3	1.0	0.04	0.14	C17
Colon	426	4.2	12.5	10.5	0.49	1.24	330	5.3	10.4	7.9	0.41	0.89	C18
Rectum	496	4.9	14.6	12.3	0.62	1.45	250	4.0	7.9	6.3	0.41	0.73	C19-20
Anus	7	0.1	0.2	0.2	0.01	0.03	5	0.1	0.2	0.1	0.01	0.01	C21
Liver	880	8.7	25.9	21.8	1.34	2.34	354	5.6	11.2	8.5	0.39	0.95	C22
Gallbladder etc.	105	1.0	3.1	2.7	0.12	0.31	124	2.0	3.9	3.0	0.14	0.34	C23-24
Pancreas	304	3.0	9.0	7.5	0.38	0.81	208	3.3	6.6	5.0	0.19	0.60	C25
Nose, sinuses etc.	14	0.1	0.4	0.4	0.02	0.04	7	0.1	0.2	0.2	0.01	0.02	C30-31
Larynx	93	0.9	2.7	2.3	0.12	0.28	13	0.2	0.4	0.3	0.01	0.02	C32
Trachea, bronchus, and lung	2549	25.3	75.1	62.7	2.59	7.21	952	15.2	30.1	23.1	1.15	2.68	C33-34
Other thoracic organs	35	0.3	1.0	0.9	0.07	0.09	18	0.3	0.6	0.4	0.03	0.05	C37-38
Bone	61	0.6	1.8	1.7	0.10	0.15	40	0.6	1.3	1.0	0.05	0.10	C40-41
Melanoma of skin	15	0.1	0.4	0.4	0.02	0.04	14	0.2	0.4	0.3	0.02	0.04	C43
Other skin	43		1.3	1.1	0.03	0.14	27		0.9	0.6	0.03	0.06	C44
Mesothelioma	6	0.1	0.2	0.1	0.01	0.01	3	0.0	0.1	0.1	0.00	0.00	C45
Kaposi sarcoma	0	0.0	0.0	0.0	0.00	0.00	0	0.0	0.0	0.0	0.00	0.00	C46
Connective and soft tissue	24	0.2	0.7	0.7	0.04	0.06	22	0.4	0.7	0.6	0.04	0.06	C47+C49
Breast	14	0.1	0.4	0.3	0.02	0.04	930	14.8	29.4	23.6	1.81	2.56	C50
Vulva							10	0.2	0.3	0.3	0.02	0.03	C51
Vagina							3	0.0	0.1	0.1	0.00	0.01	C52
Cervix uteri							361	5.8	11.4	9.1	0.76	0.91	C53
Corpus uteri							140	2.2	4.4	3.8	0.31	0.42	C54
Uterus unspecified							19	0.3	0.6	0.5	0.04	0.06	C55
Ovary							215	3.4	6.8	5.6	0.45	0.60	C56
Other female genital organs							10	0.2	0.3	0.3	0.02	0.03	C57
Placenta							3	0.0	0.1	0.1	0.01	0.01	C58
Penis	16	0.2	0.5	0.4	0.03	0.05							C60
Prostate	345	3.4	10.2	8.1	0.13	0.82							C61
Testis	6	0.1	0.2	0.1	0.01	0.01							C62
Other male genital organs	6	0.1	0.2	0.2	0.01	0.02							C63
Kidney	170	1.7	5.0	4.2	0.25	0.50	87	1.4	2.7	2.4	0.17	0.27	C64
Renal pelvis	5	0.0	0.1	0.1	0.01	0.02	6	0.1	0.2	0.2	0.00	0.03	C65
Ureter	13	0.1	0.4	0.3	0.01	0.02	12	0.2	0.4	0.3	0.00	0.04	C66
Bladder	200	2.0	5.9	4.8	0.13	0.49	50	0.8	1.6	1.1	0.04	0.11	C67
Other urinary organs	3	0.0	0.1	0.0	0.00	0.00	3	0.0	0.1	0.1	0.00	0.01	C68
Eye	2	0.0	0.1	0.1	0.00	0.00	3	0.0	0.1	0.1	0.00	0.02	C69
Brain and nervous system	181	1.8	5.3	4.6	0.29	0.46	148	2.4	4.7	4.1	0.23	0.42	C70-72
Thyroid	56	0.6	1.6	1.3	0.10	0.14	152	2.4	4.8	3.7	0.29	0.37	C73
Adrenal gland	13	0.1	0.4	0.3	0.03	0.04	5	0.1	0.2	0.1	0.01	0.01	C74
Other endocrine	9	0.1	0.3	0.2	0.02	0.03	9	0.1	0.3	0.2	0.02	0.02	C75
Hodgkin lymphoma	11	0.1	0.3	0.3	0.02	0.02	8	0.1	0.3	0.2	0.01	0.02	C81
Non-Hodgkin lymphoma	188	1.9	5.5	4.9	0.28	0.55	134	2.1	4.2	3.5	0.22	0.36	C82-86,C96
Immunoproliferative diseases	1	0.0	0.0	0.0	0.00	0.00	1	0.0	0.0	0.0	0.00	0.00	C88
Multiple myeloma	52	0.5	1.5	1.3	0.06	0.16	29	0.5	0.9	0.7	0.05	0.09	C90
Lymphoid leukaemia	56	0.6	1.6	2.1	0.11	0.16	30	0.5	0.9	1.2	0.07	0.08	C91
Myeloid leukaemia	74	0.7	2.2	2.1	0.12	0.19	52	0.8	1.6	1.5	0.11	0.16	C92-94
Leukaemia unspecified	77	0.8	2.3	2.2	0.13	0.19	64	1.0	2.0	1.9	0.11	0.17	C95
Myeloproliferative disorders	5	0.0	0.1	0.2	0.01	0.02	4	0.1	0.1	0.1	0.00	0.01	MPD
Myelodysplastic syndromes	6	0.1	0.2	0.2	0.00	0.02	2	0.0	0.1	0.0	0.00	0.00	MDS
Other and unspecified	204	2.0	6.0	5.1	0.27	0.53	150	2.4	4.7	3.7	0.21	0.38	O&U
All sites	10135		298.5	253.7	12.46	29.15	6295		198.8	156.3	9.28	17.17	C00-96
All sites except C44	10092	100.0	297.3	252.7	12.44	29.01	6268	100.0	198.0	155.7	9.25	17.11	C00-96 exc. C44

China, Hengdong

CONTRIBUTORS

Xialiang Zhao
Jiansheng Shan
Zaohong Liu
Jingxian Xiao



20 major cancers, ASR (World) per 100 000

<i>Male</i>		<i>Female</i>	
Trachea, bronchus, and lung	49.8	Breast	17.8
Liver	40.3	Cervix uteri	17.2
Stomach	19.5	Trachea, bronchus, and lung	17.2
Nasopharynx	7.4	Liver	12.9
Rectum	6.9	Stomach	8.4
Colon	5.4	Ovary	5.4
Non-Hodgkin lymphoma	4.5	Rectum	5.2
Oesophagus	4.3	Uterus unspecified	4.6
Brain and nervous system	3.8	Corpus uteri	4.5
Other and unspecified	2.7	Colon	4.5
Bladder	2.6	Nasopharynx	3.8
Myeloid leukaemia	2.2	Brain and nervous system	3.7
Bone	2.1	Non-Hodgkin lymphoma	3.3
Larynx	2.0	Other and unspecified	2.4
Leukaemia unspecified	1.9	Thyroid	2.2
Pancreas	1.8	Oesophagus	1.8
Lymphoid leukaemia	1.6	Leukaemia unspecified	1.7
Kidney	1.6	Bone	1.5
Gallbladder etc.	1.3	Myeloid leukaemia	1.5
Prostate	1.3	Gallbladder etc.	1.4
All sites	172.9	All sites	132.9

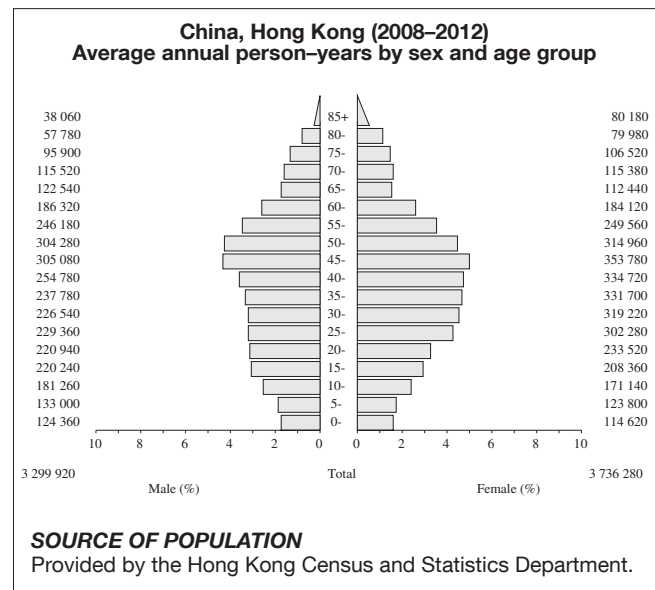
China, Hengdong (2009–2012)

SITE	Male						Female						ICD-10
	No. cases	Freq. (%)	Crude rate (per 100 000)	ASR world	Cum. rates 0-64 (%)	0-74 (%)	No. cases	Freq. (%)	Crude rate (per 100 000)	ASR world	Cum. rates 0-64 (%)	0-74 (%)	
Lip	1	0.0	0.1	0.1	0.00	0.00	1	0.0	0.1	0.1	0.00	0.01	C00
Tongue	8	0.2	0.5	0.5	0.04	0.05	2	0.1	0.1	0.1	0.01	0.01	C01-02
Mouth	10	0.3	0.7	0.5	0.03	0.04	4	0.2	0.3	0.3	0.01	0.04	C03-06
Salivary glands	9	0.3	0.6	0.5	0.04	0.04	7	0.3	0.5	0.5	0.04	0.04	C07-08
Tonsil	1	0.0	0.1	0.1	0.01	0.01	1	0.0	0.1	0.1	0.01	0.01	C09
Other oropharynx	1	0.0	0.1	0.1	0.00	0.00	0	0.0	0.0	0.0	0.00	0.00	C10
Nasopharynx	138	4.2	9.1	7.4	0.64	0.77	66	2.8	4.7	3.8	0.32	0.40	C11
Hypopharynx	14	0.4	0.9	0.7	0.03	0.09	4	0.2	0.3	0.2	0.01	0.02	C12-13
Pharynx unspecified	1	0.0	0.1	0.1	0.01	0.01	1	0.0	0.1	0.1	0.00	0.00	C14
Oesophagus	86	2.6	5.7	4.3	0.30	0.55	35	1.5	2.5	1.8	0.11	0.21	C15
Stomach	383	11.7	25.3	19.5	1.29	2.39	162	6.8	11.5	8.4	0.58	0.92	C16
Small intestine	10	0.3	0.7	0.6	0.05	0.07	6	0.3	0.4	0.3	0.02	0.02	C17
Colon	108	3.3	7.1	5.4	0.36	0.59	83	3.5	5.9	4.5	0.26	0.52	C18
Rectum	132	4.0	8.7	6.9	0.39	0.86	97	4.1	6.9	5.2	0.36	0.60	C19-20
Anus	0	0.0	0.0	0.0	0.00	0.00	3	0.1	0.2	0.1	0.00	0.01	C21
Liver	767	23.5	50.7	40.3	2.95	4.53	240	10.1	17.1	12.9	0.81	1.50	C22
Gallbladder etc.	26	0.8	1.7	1.3	0.07	0.19	25	1.0	1.8	1.4	0.10	0.21	C23-24
Pancreas	35	1.1	2.3	1.8	0.12	0.23	20	0.8	1.4	1.1	0.05	0.16	C25
Nose, sinuses etc.	5	0.2	0.3	0.3	0.01	0.04	7	0.3	0.5	0.4	0.04	0.04	C30-31
Larynx	38	1.2	2.5	2.0	0.16	0.22	5	0.2	0.4	0.3	0.01	0.04	C32
Trachea, bronchus, and lung	955	29.2	63.1	49.8	3.15	6.21	320	13.4	22.8	17.2	0.99	2.07	C33-34
Other thoracic organs	6	0.2	0.4	0.4	0.02	0.04	1	0.0	0.1	0.1	0.00	0.00	C37-38
Bone	37	1.1	2.4	2.1	0.14	0.20	22	0.9	1.6	1.5	0.09	0.15	C40-41
Melanoma of skin	5	0.2	0.3	0.3	0.02	0.02	10	0.4	0.7	0.5	0.03	0.06	C43
Other skin	21		1.4	1.0	0.06	0.11	19		1.4	1.2	0.07	0.14	C44
Mesothelioma	0	0.0	0.0	0.0	0.00	0.00	1	0.0	0.1	0.1	0.00	0.01	C45
Kaposi sarcoma	0	0.0	0.0	0.0	0.00	0.00	0	0.0	0.0	0.0	0.00	0.00	C46
Connective and soft tissue	14	0.4	0.9	0.9	0.05	0.10	5	0.2	0.4	0.5	0.03	0.03	C47+C49
Breast	5	0.2	0.3	0.2	0.01	0.02	327	13.7	23.3	17.8	1.50	1.84	C50
Vulva							6	0.3	0.4	0.3	0.03	0.03	C51
Vagina							5	0.2	0.4	0.3	0.02	0.02	C52
Cervix uteri							317	13.3	22.6	17.2	1.38	1.79	C53
Corpus uteri							83	3.5	5.9	4.5	0.41	0.50	C54
Uterus unspecified							82	3.4	5.8	4.6	0.34	0.52	C55
Ovary							97	4.1	6.9	5.4	0.47	0.52	C56
Other female genital organs							6	0.3	0.4	0.3	0.03	0.03	C57
Placenta							2	0.1	0.1	0.2	0.01	0.01	C58
Penis	9	0.3	0.6	0.5	0.04	0.05							C60
Prostate	27	0.8	1.8	1.3	0.06	0.18							C61
Testis	6	0.2	0.4	0.5	0.03	0.03							C62
Other male genital organs	1	0.0	0.1	0.0	0.01	0.01							C63
Kidney	28	0.9	1.8	1.6	0.12	0.16	16	0.7	1.1	0.9	0.07	0.11	C64
Renal pelvis	4	0.1	0.3	0.2	0.01	0.03	2	0.1	0.1	0.1	0.02	0.02	C65
Ureter	2	0.1	0.1	0.1	0.01	0.01	3	0.1	0.2	0.2	0.01	0.01	C66
Bladder	52	1.6	3.4	2.6	0.15	0.32	21	0.9	1.5	1.2	0.04	0.19	C67
Other urinary organs	1	0.0	0.1	0.1	0.00	0.01	0	0.0	0.0	0.0	0.00	0.00	C68
Eye	2	0.1	0.1	0.1	0.01	0.01	2	0.1	0.1	0.2	0.01	0.01	C69
Brain and nervous system	68	2.1	4.5	3.8	0.28	0.36	62	2.6	4.4	3.7	0.28	0.32	C70-72
Thyroid	9	0.3	0.6	0.5	0.03	0.06	38	1.6	2.7	2.2	0.16	0.22	C73
Adrenal gland	3	0.1	0.2	0.1	0.01	0.01	1	0.0	0.1	0.0	0.00	0.00	C74
Other endocrine	10	0.3	0.7	0.5	0.06	0.06	8	0.3	0.6	0.5	0.04	0.05	C75
Hodgkin lymphoma	2	0.1	0.1	0.1	0.01	0.01	2	0.1	0.1	0.1	0.01	0.01	C81
Non-Hodgkin lymphoma	82	2.5	5.4	4.5	0.27	0.46	58	2.4	4.1	3.3	0.19	0.37	C82-86,C96
Immunoproliferative diseases	0	0.0	0.0	0.0	0.00	0.00	0	0.0	0.0	0.0	0.00	0.00	C88
Multiple myeloma	11	0.3	0.7	0.6	0.05	0.08	6	0.3	0.4	0.3	0.03	0.04	C90
Lymphoid leukaemia	26	0.8	1.7	1.6	0.10	0.14	17	0.7	1.2	1.1	0.08	0.09	C91
Myeloid leukaemia	37	1.1	2.4	2.2	0.17	0.22	24	1.0	1.7	1.5	0.11	0.14	C92-94
Leukaemia unspecified	33	1.0	2.2	1.9	0.13	0.17	24	1.0	1.7	1.7	0.12	0.13	C95
Myeloproliferative disorders	2	0.1	0.1	0.1	0.01	0.01	1	0.0	0.1	0.0	0.00	0.00	MPD
Myelodysplastic syndromes	5	0.2	0.3	0.3	0.02	0.03	2	0.1	0.1	0.2	0.01	0.01	MDS
Other and unspecified	51	1.6	3.4	2.7	0.19	0.35	42	1.8	3.0	2.4	0.16	0.23	O&U
All sites	3287		217.1	172.9	11.69	20.15	2401		170.9	132.9	9.48	14.44	C00-96
All sites except C44	3266	100.0	215.7	171.8	11.63	20.04	2382	100.0	169.5	131.7	9.41	14.30	C00-96 exc. C44

China, Hong Kong

CONTRIBUTORS

Roger K.C. Ngan
Oscar W.K. Mang
C.F. Yiu
Anthony H.P. Tam



20 major cancers, ASR (World) per 100 000

<i>Male</i>		<i>Female</i>	
Trachea, bronchus, and lung	44.5	Breast	52.1
Liver	24.2	Trachea, bronchus, and lung	20.9
Prostate	24.2	Colon	16.6
Colon	22.4	Corpus uteri	12.0
Rectum	17.2	Thyroid	9.9
Nasopharynx	12.8	Rectum	9.4
Stomach	10.8	Other and unspecified	7.2
Other and unspecified	10.1	Cervix uteri	6.8
Non-melanoma skin cancer	7.2	Liver	6.5
Non-Hodgkin lymphoma	7.1	Ovary	6.2
Oesophagus	5.8	Stomach	5.7
Kidney	5.2	Non-melanoma skin cancer	5.6
Bladder	4.1	Non-Hodgkin lymphoma	5.2
Pancreas	4.1	Nasopharynx	4.0
Myeloid leukaemia	3.8	Pancreas	2.8
Larynx	2.9	Myeloid leukaemia	2.5
Brain and nervous system	2.9	Kidney	2.2
Thyroid	2.9	Brain and nervous system	2.1
Gallbladder etc.	2.6	Gallbladder etc.	2.0
Lymphoid leukaemia	2.4	Lymphoid leukaemia	1.9
All sites	236.9	All sites	195.5

China, Hong Kong (2008–2012)

SITE	Male						Female						ICD-10
	§No. cases	Freq. (%)	Crude rate (per 100 000)	ASR world	Cum. rates (%)		§No. cases	Freq. (%)	Crude rate (per 100 000)	ASR world	Cum. rates (%)		
Lip	18	0.0	0.1	0.1	0.00	0.01	19	0.0	0.1	0.0	0.00	0.00	C00
Tongue	545	0.8	3.3	2.0	0.14	0.24	409	0.7	2.2	1.4	0.09	0.16	C01-02
Mouth	375	0.6	2.3	1.3	0.08	0.15	268	0.4	1.4	0.8	0.04	0.08	C03-06
Salivary glands	180	0.3	1.1	0.7	0.05	0.08	182	0.3	1.0	0.7	0.04	0.07	C07-08
Tonsil	161	0.2	1.0	0.6	0.04	0.07	37	0.1	0.2	0.1	0.01	0.02	C09
Other oropharynx	52	0.1	0.3	0.2	0.01	0.02	14	0.0	0.1	0.0	0.00	0.00	C10
Nasopharynx	3220	4.8	19.5	12.8	1.06	1.34	1152	1.9	6.2	4.0	0.32	0.41	C11
Hypopharynx	339	0.5	2.1	1.2	0.07	0.15	25	0.0	0.1	0.1	0.00	0.01	C12-13
Pharynx unspecified	5	0.0	0.0	0.0	0.00	0.00	2	0.0	0.0	0.0	0.00	0.00	C14
Oesophagus	1726	2.6	10.5	5.8	0.31	0.73	394	0.7	2.1	1.0	0.04	0.12	C15
Stomach	3344	5.0	20.3	10.8	0.52	1.21	2079	3.5	11.1	5.7	0.30	0.61	C16
Small intestine	218	0.3	1.3	0.8	0.05	0.08	169	0.3	0.9	0.5	0.03	0.05	C17
Colon	6972	10.4	42.3	22.4	1.00	2.56	6063	10.1	32.5	16.6	0.80	1.87	C18
Rectum	5088	7.6	30.8	17.2	0.91	2.07	3207	5.3	17.2	9.4	0.52	1.09	C19-20
Anus	118	0.2	0.7	0.4	0.02	0.04	155	0.3	0.8	0.4	0.03	0.05	C21
Liver	6814	10.2	41.3	24.2	1.57	2.91	2203	3.7	11.8	6.5	0.30	0.75	C22
Gallbladder etc.	854	1.3	5.2	2.6	0.10	0.28	812	1.4	4.3	2.0	0.08	0.21	C23-24
Pancreas	1260	1.9	7.6	4.1	0.20	0.48	1042	1.7	5.6	2.8	0.12	0.30	C25
Nose, sinuses etc.	171	0.3	1.0	0.6	0.04	0.07	124	0.2	0.7	0.4	0.03	0.05	C30-31
Larynx	847	1.3	5.1	2.9	0.16	0.36	66	0.1	0.4	0.2	0.01	0.03	C32
Trachea, bronchus, and lung	13866	20.7	84.0	44.5	1.93	5.26	7477	12.4	40.0	20.9	1.06	2.39	C33-34
Other thoracic organs	160	0.2	1.0	0.7	0.05	0.07	127	0.2	0.7	0.5	0.04	0.05	C37-38
Bone	135	0.2	0.8	0.8	0.05	0.06	118	0.2	0.6	0.6	0.04	0.05	C40-41
Melanoma of skin	147	0.2	0.9	0.5	0.03	0.06	159	0.3	0.9	0.5	0.03	0.05	C43
Other skin	2110		12.8	7.2	0.37	0.77	2141		11.5	5.6	0.26	0.57	C44
Mesothelioma	79	0.1	0.5	0.3	0.01	0.03	21	0.0	0.1	0.1	0.01	0.01	C45
Kaposi sarcoma	20	0.0	0.1	0.1	0.01	0.01	3	0.0	0.0	0.0	0.00	0.00	C46
Connective and soft tissue	404	0.6	2.4	1.7	0.10	0.16	336	0.6	1.8	1.3	0.09	0.12	C47+C49
Breast	80	0.1	0.5	0.3	0.02	0.03	15449	25.7	82.7	52.1	4.14	5.64	C50
Vulva							190	0.3	1.0	0.5	0.02	0.05	C51
Vagina							93	0.2	0.5	0.3	0.02	0.03	C52
Cervix uteri							2054	3.4	11.0	6.8	0.51	0.72	C53
Corpus uteri							3513	5.8	18.8	12.0	1.03	1.32	C54
Uterus unspecified							8	0.0	0.0	0.0	0.00	0.00	C55
Ovary							1739	2.9	9.3	6.2	0.50	0.62	C56
Other female genital organs							76	0.1	0.4	0.2	0.02	0.02	C57
Placenta							5	0.0	0.0	0.0	0.00	0.00	C58
Penis	115	0.2	0.7	0.4	0.02	0.04							C60
Prostate	7547	11.3	45.7	24.2	0.71	3.21							C61
Testis	317	0.5	1.9	2.0	0.14	0.14							C62
Other male genital organs	78	0.1	0.5	0.3	0.01	0.03							C63
Kidney	1417	2.1	8.6	5.2	0.35	0.58	670	1.1	3.6	2.2	0.14	0.24	C64
Renal pelvis	118	0.2	0.7	0.4	0.02	0.04	81	0.1	0.4	0.2	0.01	0.03	C65
Ureter	103	0.2	0.6	0.3	0.01	0.05	79	0.1	0.4	0.2	0.01	0.03	C66
Bladder	1404	2.1	8.5	4.1	0.14	0.42	467	0.8	2.5	1.1	0.04	0.11	C67
Other urinary organs	12	0.0	0.1	0.0	0.00	0.00	19	0.0	0.1	0.0	0.00	0.00	C68
Eye	35	0.1	0.2	0.4	0.02	0.02	36	0.1	0.2	0.4	0.02	0.02	C69
Brain and nervous system	583	0.9	3.5	2.9	0.19	0.26	436	0.7	2.3	2.1	0.13	0.17	C70-72
Thyroid	693	1.0	4.2	2.9	0.21	0.30	2633	4.4	14.1	9.9	0.79	0.95	C73
Adrenal gland	54	0.1	0.3	0.6	0.03	0.03	23	0.0	0.1	0.3	0.01	0.02	C74
Other endocrine	26	0.0	0.2	0.2	0.01	0.01	11	0.0	0.1	0.1	0.01	0.01	C75
Hodgkin lymphoma	187	0.3	1.1	0.9	0.06	0.08	151	0.3	0.8	0.7	0.05	0.05	C81
Non-Hodgkin lymphoma	1905	2.9	11.5	7.1	0.40	0.80	1577	2.6	8.4	5.2	0.32	0.56	C82-86,C96
Immunoproliferative diseases	32	0.0	0.2	0.1	0.00	0.02	12	0.0	0.1	0.0	0.00	0.01	C88
Multiple myeloma	598	0.9	3.6	2.0	0.10	0.24	416	0.7	2.2	1.2	0.06	0.14	C90
Lymphoid leukaemia	356	0.5	2.2	2.4	0.13	0.17	252	0.4	1.3	1.9	0.10	0.12	C91
Myeloid leukaemia	855	1.3	5.2	3.8	0.23	0.36	659	1.1	3.5	2.5	0.16	0.23	C92-94
Leukaemia unspecified	38	0.1	0.2	0.1	0.01	0.01	34	0.1	0.2	0.1	0.01	0.01	C95
Myeloproliferative disorders	0	0.0	0.0	0.0	0.00	0.00	0	0.0	0.0	0.0	0.00	0.00	MPD
Myelodysplastic syndromes	0	0.0	0.0	0.0	0.00	0.00	0	0.0	0.0	0.0	0.00	0.00	MDS
Other and unspecified	3166	4.7	19.2	10.1	0.43	1.11	2738	4.6	14.7	7.2	0.35	0.73	O&U
All sites	68947		417.9	236.9	12.11	27.23	62225		333.1	195.5	12.71	20.96	C00-96
All sites except C44	66837	100.0	405.1	229.8	11.74	26.47	60084	100.0	321.6	189.9	12.45	20.39	C00-96 exc. C44

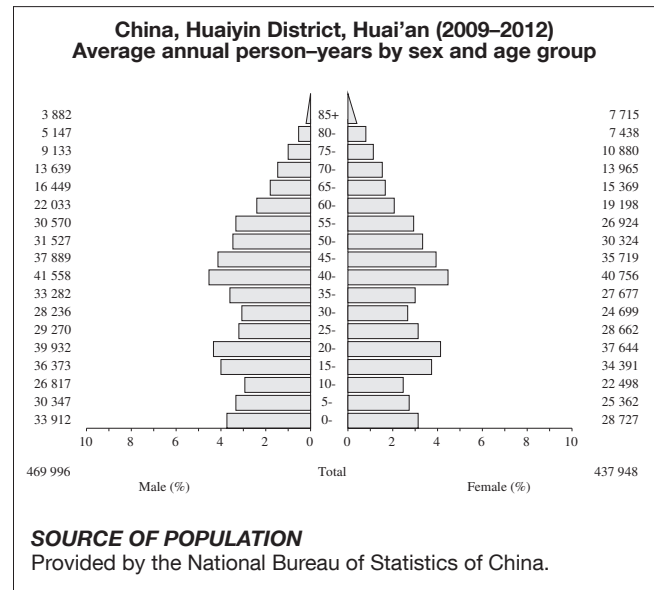
§Includes 2 cases of unknown age

§Includes 2 cases of unknown age

China, Huaiyin District, Huai'an

CONTRIBUTORS

Jin Wang
Yusong Zhu
Zainian Zhang
Chengju Li
Yong Tang
Ying Yuan



NOTES ON THE DATA

*Low levels of specificity of leukaemias, and very few lymphomas.

20 major cancers, ASR (World) per 100 000

<i>Male</i>		<i>Female</i>	
Oesophagus	58.8	Oesophagus	29.0
Trachea, bronchus, and lung	45.1	Breast	19.1
Liver	39.3	Trachea, bronchus, and lung	16.2
Stomach	32.2	Stomach	13.0
Rectum	7.4	Liver	11.8
Other and unspecified	3.7	Rectum	5.5
Pancreas	3.2	Cervix uteri	4.1
Brain and nervous system	3.2	Corpus uteri	3.4
Leukaemia unspecified	2.9	Ovary	3.2
Colon	2.7	Colon	2.8
Bladder	2.6	Other and unspecified	2.6
Non-Hodgkin lymphoma	2.3	Leukaemia unspecified	2.5
Nasopharynx	2.1	Brain and nervous system	2.3
Larynx	1.7	Pancreas	2.0
Prostate	1.6	Thyroid	1.8
Bone	1.6	Gallbladder etc.	1.3
Gallbladder etc.	1.5	Bone	1.2
Kidney	1.1	Non-Hodgkin lymphoma	1.1
Myeloid leukaemia	0.9	Bladder	1.1
Lymphoid leukaemia	0.8	Nasopharynx	1.0
All sites	221.4	All sites	130.9

*China, Huaiyin District, Huai'an (2009–2012)

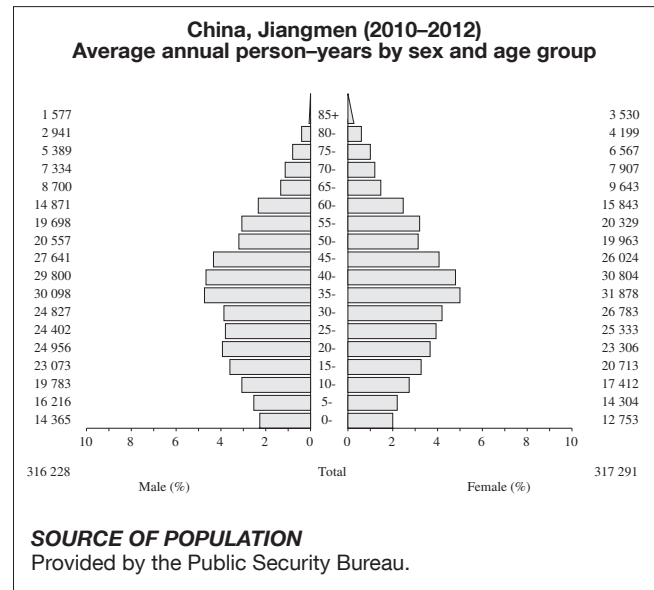
SITE	Male						Female						ICD-10
	No. cases	Freq. (%)	Crude rate (per 100 000)	ASR world	Cum. rates 0-64 (%)	0-74 (%)	No. cases	Freq. (%)	Crude rate (per 100 000)	ASR world	Cum. rates 0-64 (%)	0-74 (%)	
Lip	4	0.1	0.2	0.2	0.01	0.02	2	0.1	0.1	0.1	0.00	0.01	C00
Tongue	11	0.2	0.6	0.4	0.02	0.06	2	0.1	0.1	0.1	0.01	0.01	C01-02
Mouth	13	0.2	0.7	0.5	0.04	0.07	8	0.2	0.5	0.3	0.02	0.03	C03-06
Salivary glands	7	0.1	0.4	0.2	0.02	0.03	6	0.2	0.3	0.2	0.02	0.03	C07-08
Tonsil	3	0.1	0.2	0.1	0.00	0.01	2	0.1	0.1	0.1	0.01	0.01	C09
Other oropharynx	7	0.1	0.4	0.2	0.01	0.02	0	0.0	0.0	0.0	0.00	0.00	C10
Nasopharynx	52	0.9	2.8	2.1	0.13	0.29	23	0.7	1.3	1.0	0.06	0.13	C11
Hypopharynx	2	0.0	0.1	0.1	0.00	0.00	2	0.1	0.1	0.1	0.00	0.02	C12-13
Pharynx unspecified	6	0.1	0.3	0.3	0.01	0.04	0	0.0	0.0	0.0	0.00	0.00	C14
Oesophagus	1565	26.8	83.2	58.8	3.14	7.75	820	24.1	46.8	29.0	1.27	3.87	C15
Stomach	864	14.8	46.0	32.2	1.64	4.29	364	10.7	20.8	13.0	0.61	1.66	C16
Small intestine	16	0.3	0.9	0.6	0.02	0.08	4	0.1	0.2	0.1	0.00	0.02	C17
Colon	70	1.2	3.7	2.7	0.18	0.34	67	2.0	3.8	2.8	0.16	0.37	C18
Rectum	198	3.4	10.5	7.4	0.42	0.86	148	4.3	8.4	5.5	0.34	0.64	C19-20
Anus	3	0.1	0.2	0.1	0.00	0.00	2	0.1	0.1	0.1	0.01	0.01	C21
Liver	1023	17.5	54.4	39.3	2.95	4.36	305	9.0	17.4	11.8	0.79	1.45	C22
Gallbladder etc.	40	0.7	2.1	1.5	0.05	0.21	40	1.2	2.3	1.3	0.05	0.18	C23-24
Pancreas	85	1.5	4.5	3.2	0.16	0.40	53	1.6	3.0	2.0	0.12	0.25	C25
Nose, sinuses etc.	3	0.1	0.2	0.1	0.01	0.01	2	0.1	0.1	0.1	0.01	0.01	C30-31
Larynx	44	0.8	2.3	1.7	0.11	0.24	1	0.0	0.1	0.0	0.00	0.01	C32
Trachea, bronchus, and lung	1222	20.9	65.0	45.1	2.30	5.77	452	13.3	25.8	16.2	0.89	1.97	C33-34
Other thoracic organs	6	0.1	0.3	0.2	0.02	0.02	5	0.1	0.3	0.2	0.02	0.02	C37-38
Bone	43	0.7	2.3	1.6	0.10	0.17	31	0.9	1.8	1.2	0.06	0.14	C40-41
Melanoma of skin	5	0.1	0.3	0.2	0.01	0.02	6	0.2	0.3	0.2	0.02	0.03	C43
Other skin	17		0.9	0.7	0.04	0.08	16		0.9	0.5	0.01	0.06	C44
Mesothelioma	6	0.1	0.3	0.3	0.01	0.04	1	0.0	0.1	0.0	0.00	0.00	C45
Kaposi sarcoma	0	0.0	0.0	0.0	0.00	0.00	0	0.0	0.0	0.0	0.00	0.00	C46
Connective and soft tissue	8	0.1	0.4	0.3	0.02	0.05	5	0.1	0.3	0.1	0.01	0.01	C47+C49
Breast	1	0.0	0.1	0.0	0.01	0.01	453	13.3	25.9	19.1	1.66	1.97	C50
Vulva							3	0.1	0.2	0.1	0.00	0.00	C51
Vagina							0	0.0	0.0	0.0	0.00	0.00	C52
Cervix uteri							105	3.1	6.0	4.1	0.32	0.40	C53
Corpus uteri							81	2.4	4.6	3.4	0.28	0.39	C54
Uterus unspecified							18	0.5	1.0	0.7	0.06	0.07	C55
Ovary							76	2.2	4.3	3.2	0.28	0.35	C56
Other female genital organs							2	0.1	0.1	0.1	0.00	0.02	C57
Placenta							1	0.0	0.1	0.1	0.00	0.00	C58
Penis	6	0.1	0.3	0.2	0.01	0.02							C60
Prostate	52	0.9	2.8	1.6	0.03	0.13							C61
Testis	9	0.2	0.5	0.4	0.02	0.04							C62
Other male genital organs	0	0.0	0.0	0.0	0.00	0.00							C63
Kidney	26	0.4	1.4	1.1	0.05	0.15	15	0.4	0.9	0.7	0.05	0.06	C64
Renal pelvis	1	0.0	0.1	0.0	0.01	0.01	2	0.1	0.1	0.1	0.00	0.01	C65
Ureter	0	0.0	0.0	0.0	0.00	0.00	3	0.1	0.2	0.1	0.00	0.02	C66
Bladder	73	1.2	3.9	2.6	0.09	0.33	27	0.8	1.5	1.1	0.05	0.14	C67
Other urinary organs	2	0.0	0.1	0.1	0.01	0.01	1	0.0	0.1	0.0	0.00	0.00	C68
Eye	2	0.0	0.1	0.1	0.00	0.00	2	0.1	0.1	0.0	0.00	0.00	C69
Brain and nervous system	80	1.4	4.3	3.2	0.20	0.37	53	1.6	3.0	2.3	0.16	0.25	C70-72
Thyroid	12	0.2	0.6	0.5	0.03	0.06	39	1.1	2.2	1.8	0.14	0.17	C73
Adrenal gland	3	0.1	0.2	0.1	0.01	0.01	0	0.0	0.0	0.0	0.00	0.00	C74
Other endocrine	3	0.1	0.2	0.1	0.01	0.01	0	0.0	0.0	0.0	0.00	0.00	C75
Hodgkin lymphoma	3	0.1	0.2	0.1	0.00	0.02	4	0.1	0.2	0.2	0.02	0.02	C81
Non-Hodgkin lymphoma	55	0.9	2.9	2.3	0.14	0.26	29	0.9	1.7	1.1	0.07	0.12	C82-86,C96
Immunoproliferative diseases	0	0.0	0.0	0.0	0.00	0.00	0	0.0	0.0	0.0	0.00	0.00	C88
Multiple myeloma	15	0.3	0.8	0.6	0.06	0.07	6	0.2	0.3	0.2	0.02	0.03	C90
Lymphoid leukaemia	14	0.2	0.7	0.8	0.04	0.06	11	0.3	0.6	0.7	0.03	0.04	C91
Myeloid leukaemia	18	0.3	1.0	0.9	0.06	0.06	8	0.2	0.5	0.5	0.03	0.04	C92-94
Leukaemia unspecified	64	1.1	3.4	2.9	0.17	0.25	50	1.5	2.9	2.5	0.16	0.26	C95
Myeloproliferative disorders	0	0.0	0.0	0.0	0.00	0.00	0	0.0	0.0	0.0	0.00	0.00	MPD
Myelodysplastic syndromes	0	0.0	0.0	0.0	0.00	0.00	0	0.0	0.0	0.0	0.00	0.00	MDS
Other and unspecified	101	1.7	5.4	3.7	0.22	0.50	66	1.9	3.8	2.6	0.16	0.34	O&U
All sites	5863		311.9	221.4	12.60	27.62	3422		195.3	130.9	8.00	15.62	C00-96
All sites except C44	5846	100.0	311.0	220.7	12.56	27.53	3406	100.0	194.4	130.3	7.98	15.57	C00-96 exc. C44

*See note following population pyramid

China, Jiangmen

CONTRIBUTORS

Yinghang Liu
Nancai Zheng
Zhaobo Mo
Manyu Li
Xuefang Yu
Qiwen Feng
Yonglin Chen



20 major cancers, ASR (World) per 100 000

<i>Male</i>		<i>Female</i>	
Trachea, bronchus, and lung	50.6	Breast	33.4
Liver	38.3	Trachea, bronchus, and lung	25.0
Colon	18.5	Colon	13.6
Nasopharynx	17.5	Thyroid	12.8
Rectum	11.9	Cervix uteri	9.5
Oesophagus	10.7	Corpus uteri	9.3
Stomach	10.4	Rectum	7.8
Prostate	10.2	Ovary	7.4
Bladder	8.1	Stomach	6.8
Non-Hodgkin lymphoma	6.9	Nasopharynx	6.6
Gallbladder etc.	5.3	Liver	6.4
Pancreas	4.8	Non-Hodgkin lymphoma	3.6
Myeloid leukaemia	4.7	Pancreas	2.9
Lymphoid leukaemia	3.8	Non-melanoma skin cancer	2.9
Kidney	3.8	Gallbladder etc.	2.7
Non-melanoma skin cancer	3.7	Myeloid leukaemia	2.2
Larynx	3.6	Brain and nervous system	2.1
Brain and nervous system	3.6	Other and unspecified	2.0
Thyroid	3.3	Kidney	1.6
Tongue	2.2	Connective and soft tissue	1.6
All sites	240.1	All sites	173.0

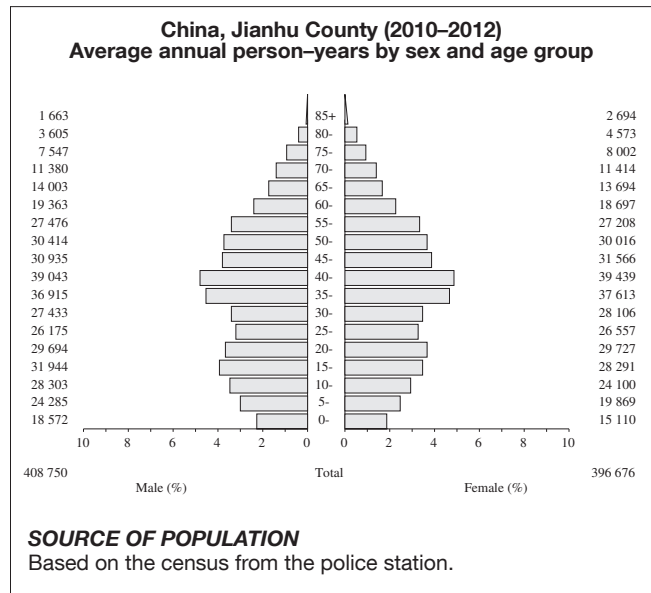
China, Jiangmen (2010–2012)

SITE	Male						Female						ICD-10
	No. cases	Freq. (%)	Crude rate (per 100 000)	ASR world	Cum. rates 0-64 0-74 (%)		No. cases	Freq. (%)	Crude rate (per 100 000)	ASR world	Cum. rates 0-64 0-74 (%)		
Lip	1	0.0	0.1	0.1	0.01	0.01	1	0.0	0.1	0.1	0.00	0.02	C00
Tongue	29	1.0	3.1	2.2	0.18	0.22	15	0.7	1.6	1.3	0.05	0.18	C01-02
Mouth	20	0.7	2.1	1.6	0.12	0.17	9	0.4	0.9	0.6	0.02	0.04	C03-06
Salivary glands	7	0.2	0.7	0.5	0.03	0.05	2	0.1	0.2	0.2	0.01	0.01	C07-08
Tonsil	6	0.2	0.6	0.5	0.04	0.06	1	0.0	0.1	0.1	0.01	0.01	C09
Other oropharynx	2	0.1	0.2	0.2	0.00	0.02	0	0.0	0.0	0.0	0.00	0.00	C10
Nasopharynx	226	7.8	23.8	17.5	1.45	1.86	87	3.9	9.1	6.6	0.59	0.74	C11
Hypopharynx	15	0.5	1.6	1.2	0.09	0.14	0	0.0	0.0	0.0	0.00	0.00	C12-13
Pharynx unspecified	0	0.0	0.0	0.0	0.00	0.00	0	0.0	0.0	0.0	0.00	0.00	C14
Oesophagus	130	4.5	13.7	10.7	0.72	1.38	11	0.5	1.2	0.7	0.03	0.09	C15
Stomach	127	4.4	13.4	10.4	0.62	1.32	91	4.0	9.6	6.8	0.36	0.81	C16
Small intestine	24	0.8	2.5	2.1	0.12	0.31	13	0.6	1.4	1.0	0.06	0.11	C17
Colon	227	7.9	23.9	18.5	0.88	2.11	190	8.4	20.0	13.6	0.77	1.53	C18
Rectum	149	5.2	15.7	11.9	0.63	1.52	104	4.6	10.9	7.8	0.46	0.98	C19-20
Anus	3	0.1	0.3	0.3	0.02	0.04	7	0.3	0.7	0.5	0.04	0.06	C21
Liver	482	16.7	50.8	38.3	2.68	4.28	85	3.8	8.9	6.4	0.36	0.83	C22
Gallbladder etc.	66	2.3	7.0	5.3	0.26	0.64	40	1.8	4.2	2.7	0.13	0.33	C23-24
Pancreas	60	2.1	6.3	4.8	0.30	0.53	38	1.7	4.0	2.9	0.17	0.36	C25
Nose, sinuses etc.	3	0.1	0.3	0.3	0.03	0.03	0	0.0	0.0	0.0	0.00	0.00	C30-31
Larynx	45	1.6	4.7	3.6	0.26	0.45	2	0.1	0.2	0.1	0.02	0.02	C32
Trachea, bronchus, and lung	628	21.7	66.2	50.6	2.58	5.99	343	15.3	36.0	25.0	1.43	3.06	C33-34
Other thoracic organs	10	0.3	1.1	1.1	0.05	0.08	7	0.3	0.7	0.6	0.04	0.08	C37-38
Bone	8	0.3	0.8	0.7	0.05	0.09	9	0.4	0.9	0.9	0.06	0.07	C40-41
Melanoma of skin	2	0.1	0.2	0.2	0.01	0.01	3	0.1	0.3	0.2	0.01	0.03	C43
Other skin	43		4.5	3.7	0.18	0.42	41		4.3	2.9	0.14	0.32	C44
Mesothelioma	1	0.0	0.1	0.1	0.01	0.01	1	0.0	0.1	0.1	0.00	0.00	C45
Kaposi sarcoma	1	0.0	0.1	0.1	0.00	0.00	0	0.0	0.0	0.0	0.00	0.00	C46
Connective and soft tissue	18	0.6	1.9	1.5	0.09	0.17	17	0.8	1.8	1.6	0.11	0.16	C47+C49
Breast	2	0.1	0.2	0.2	0.01	0.02	455	20.2	47.8	33.4	2.76	3.47	C50
Vulva							6	0.3	0.6	0.5	0.02	0.08	C51
Vagina							3	0.1	0.3	0.5	0.02	0.02	C52
Cervix uteri							127	5.6	13.3	9.5	0.77	0.95	C53
Corpus uteri							121	5.4	12.7	9.3	0.85	1.03	C54
Uterus unspecified							5	0.2	0.5	0.3	0.03	0.03	C55
Ovary							92	4.1	9.7	7.4	0.54	0.77	C56
Other female genital organs							3	0.1	0.3	0.2	0.02	0.02	C57
Placenta							3	0.1	0.3	0.2	0.02	0.02	C58
Penis	5	0.2	0.5	0.4	0.04	0.04							C60
Prostate	126	4.4	13.3	10.2	0.31	1.14							C61
Testis	6	0.2	0.6	0.7	0.05	0.05							C62
Other male genital organs	1	0.0	0.1	0.1	0.00	0.02							C63
Kidney	45	1.6	4.7	3.8	0.27	0.39	19	0.8	2.0	1.6	0.09	0.22	C64
Renal pelvis	3	0.1	0.3	0.2	0.01	0.01	4	0.2	0.4	0.2	0.02	0.02	C65
Ureter	2	0.1	0.2	0.1	0.01	0.01	2	0.1	0.2	0.1	0.01	0.01	C66
Bladder	103	3.6	10.9	8.1	0.41	0.92	16	0.7	1.7	1.1	0.07	0.14	C67
Other urinary organs	0	0.0	0.0	0.0	0.00	0.00	0	0.0	0.0	0.0	0.00	0.00	C68
Eye	0	0.0	0.0	0.0	0.00	0.00	3	0.1	0.3	0.7	0.03	0.03	C69
Brain and nervous system	42	1.5	4.4	3.6	0.26	0.34	24	1.1	2.5	2.1	0.14	0.20	C70-72
Thyroid	39	1.3	4.1	3.3	0.24	0.37	163	7.2	17.1	12.8	1.03	1.18	C73
Adrenal gland	3	0.1	0.3	0.2	0.01	0.04	0	0.0	0.0	0.0	0.00	0.00	C74
Other endocrine	2	0.1	0.2	0.1	0.01	0.01	4	0.2	0.4	0.3	0.03	0.03	C75
Hodgkin lymphoma	3	0.1	0.3	0.2	0.03	0.03	3	0.1	0.3	0.2	0.02	0.02	C81
Non-Hodgkin lymphoma	77	2.7	8.1	6.9	0.46	0.71	46	2.0	4.8	3.6	0.19	0.39	C82-86,C96
Immunoproliferative diseases	2	0.1	0.2	0.2	0.01	0.03	0	0.0	0.0	0.0	0.00	0.00	C88
Multiple myeloma	13	0.4	1.4	1.1	0.06	0.12	15	0.7	1.6	1.1	0.08	0.15	C90
Lymphoid leukaemia	30	1.0	3.2	3.8	0.18	0.31	5	0.2	0.5	0.5	0.03	0.03	C91
Myeloid leukaemia	52	1.8	5.5	4.7	0.31	0.41	22	1.0	2.3	2.2	0.18	0.19	C92-94
Leukaemia unspecified	18	0.6	1.9	2.1	0.09	0.17	7	0.3	0.7	0.5	0.03	0.07	C95
Myeloproliferative disorders	0	0.0	0.0	0.0	0.00	0.00	0	0.0	0.0	0.0	0.00	0.00	MPD
Myelodysplastic syndromes	2	0.1	0.2	0.2	0.01	0.01	3	0.1	0.3	0.2	0.00	0.02	MDS
Other and unspecified	24	0.8	2.5	1.9	0.13	0.22	22	1.0	2.3	2.0	0.14	0.23	O&U
All sites	2933		309.2	240.1	14.29	27.27	2290		240.6	173.0	11.98	19.15	C00-96
All sites except C44	2890	100.0	304.6	236.3	14.11	26.85	2249	100.0	236.3	170.1	11.85	18.83	C00-96 exc. C44

China, Jianhu County

CONTRIBUTORS

Biao Wang
Li Xiao
Biao Wang
Fengzhen Liu
Wenjuan Kong
Jian Wang



20 major cancers, ASR (World) per 100 000

<i>Male</i>		<i>Female</i>	
Stomach	85.7	Oesophagus	38.0
Oesophagus	59.5	Stomach	33.1
Trachea, bronchus, and lung	35.8	Trachea, bronchus, and lung	16.8
Liver	28.0	Cervix uteri	15.6
Rectum	7.6	Breast	11.6
Pancreas	4.2	Liver	10.4
Brain and nervous system	3.6	Rectum	6.8
Colon	3.0	Pancreas	4.3
Bladder	2.8	Brain and nervous system	2.5
Leukaemia unspecified	2.6	Corpus uteri	2.1
Nasopharynx	2.5	Non-Hodgkin lymphoma	2.1
Non-Hodgkin lymphoma	2.5	Leukaemia unspecified	2.0
Prostate	2.3	Uterus unspecified	1.9
Bone	1.6	Colon	1.9
Kidney	1.2	Ovary	1.7
Larynx	1.2	Bone	1.3
Mouth	1.2	Gallbladder etc.	1.2
Lymphoid leukaemia	1.1	Kidney	1.1
Gallbladder etc.	1.0	Nasopharynx	1.0
Myeloid leukaemia	0.9	Mouth	0.9
All sites	253.8	All sites	163.0

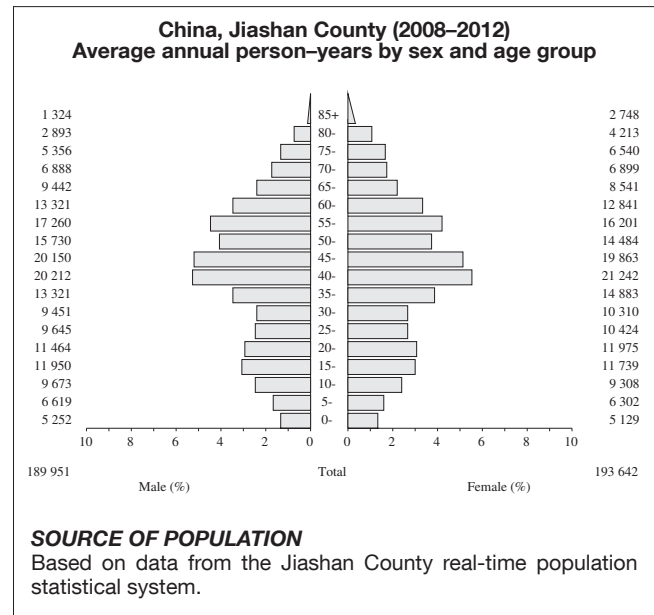
China, Jianhu County (2010–2012)

SITE	Male						Female						ICD-10
	No. cases	Freq. (%)	Crude rate (per 100 000)	ASR world	Cum. rates 0-64 0-74 (%)		No. cases	Freq. (%)	Crude rate (per 100 000)	ASR world	Cum. rates 0-64 0-74 (%)		
Lip	2	0.0	0.2	0.1	0.00	0.01	1	0.0	0.1	0.1	0.01	0.01	C00
Tongue	8	0.2	0.7	0.5	0.03	0.06	7	0.3	0.6	0.4	0.03	0.05	C01-02
Mouth	20	0.5	1.6	1.2	0.04	0.17	16	0.6	1.3	0.9	0.04	0.11	C03-06
Salivary glands	2	0.0	0.2	0.1	0.01	0.02	2	0.1	0.2	0.1	0.01	0.02	C07-08
Tonsil	2	0.0	0.2	0.1	0.01	0.01	0	0.0	0.0	0.0	0.00	0.00	C09
Other oropharynx	3	0.1	0.2	0.1	0.01	0.01	2	0.1	0.2	0.1	0.00	0.03	C10
Nasopharynx	42	1.0	3.4	2.5	0.17	0.31	18	0.6	1.5	1.0	0.07	0.10	C11
Hypopharynx	0	0.0	0.0	0.0	0.00	0.00	0	0.0	0.0	0.0	0.00	0.00	C12-13
Pharynx unspecified	5	0.1	0.4	0.3	0.02	0.05	1	0.0	0.1	0.0	0.00	0.00	C14
Oesophagus	994	23.4	81.1	59.5	2.70	7.58	667	23.9	56.0	38.0	1.50	4.78	C15
Stomach	1451	34.2	118.3	85.7	3.60	11.66	577	20.7	48.5	33.1	1.36	4.20	C16
Small intestine	2	0.0	0.2	0.1	0.01	0.01	4	0.1	0.3	0.2	0.01	0.01	C17
Colon	52	1.2	4.2	3.0	0.21	0.36	34	1.2	2.9	1.9	0.12	0.24	C18
Rectum	129	3.0	10.5	7.6	0.36	0.93	117	4.2	9.8	6.8	0.36	0.75	C19-20
Anus	0	0.0	0.0	0.0	0.00	0.00	0	0.0	0.0	0.0	0.00	0.00	C21
Liver	466	11.0	38.0	28.0	1.79	3.32	183	6.6	15.4	10.4	0.55	1.11	C22
Gallbladder etc.	16	0.4	1.3	1.0	0.05	0.10	21	0.8	1.8	1.2	0.07	0.13	C23-24
Pancreas	71	1.7	5.8	4.2	0.19	0.53	75	2.7	6.3	4.3	0.17	0.53	C25
Nose, sinuses etc.	5	0.1	0.4	0.3	0.03	0.03	0	0.0	0.0	0.0	0.00	0.00	C30-31
Larynx	20	0.5	1.6	1.2	0.04	0.17	3	0.1	0.3	0.2	0.00	0.03	C32
Trachea, bronchus, and lung	611	14.4	49.8	35.8	1.67	4.77	287	10.3	24.1	16.8	0.96	2.07	C33-34
Other thoracic organs	2	0.0	0.2	0.1	0.01	0.01	3	0.1	0.3	0.1	0.01	0.02	C37-38
Bone	26	0.6	2.1	1.6	0.09	0.24	19	0.7	1.6	1.3	0.08	0.13	C40-41
Melanoma of skin	3	0.1	0.2	0.2	0.01	0.02	2	0.1	0.2	0.1	0.02	0.02	C43
Other skin	13		1.1	0.7	0.02	0.09	10		0.8	0.6	0.01	0.06	C44
Mesothelioma	0	0.0	0.0	0.0	0.00	0.00	1	0.0	0.1	0.3	0.01	0.01	C45
Kaposi sarcoma	0	0.0	0.0	0.0	0.00	0.00	0	0.0	0.0	0.0	0.00	0.00	C46
Connective and soft tissue	4	0.1	0.3	0.3	0.01	0.03	5	0.2	0.4	0.3	0.02	0.03	C47+C49
Breast	1	0.0	0.1	0.1	0.01	0.01	196	7.0	16.5	11.6	0.96	1.21	C50
Vulva							3	0.1	0.3	0.2	0.02	0.03	C51
Vagina							3	0.1	0.3	0.2	0.00	0.02	C52
Cervix uteri							266	9.5	22.4	15.6	1.26	1.68	C53
Corpus uteri							38	1.4	3.2	2.1	0.21	0.23	C54
Uterus unspecified							32	1.1	2.7	1.9	0.17	0.22	C55
Ovary							31	1.1	2.6	1.7	0.13	0.18	C56
Other female genital organs							1	0.0	0.1	0.1	0.01	0.01	C57
Placenta							0	0.0	0.0	0.0	0.00	0.00	C58
Penis	4	0.1	0.3	0.2	0.02	0.03							C60
Prostate	39	0.9	3.2	2.3	0.03	0.27							C61
Testis	3	0.1	0.2	0.2	0.01	0.01							C62
Other male genital organs	1	0.0	0.1	0.1	0.01	0.01							C63
Kidney	22	0.5	1.8	1.2	0.08	0.15	19	0.7	1.6	1.1	0.05	0.13	C64
Renal pelvis	0	0.0	0.0	0.0	0.00	0.00	0	0.0	0.0	0.0	0.00	0.00	C65
Ureter	0	0.0	0.0	0.0	0.00	0.00	1	0.0	0.1	0.0	0.00	0.00	C66
Bladder	47	1.1	3.8	2.8	0.12	0.37	13	0.5	1.1	0.7	0.05	0.08	C67
Other urinary organs	0	0.0	0.0	0.0	0.00	0.00	0	0.0	0.0	0.0	0.00	0.00	C68
Eye	2	0.0	0.2	0.1	0.00	0.00	0	0.0	0.0	0.0	0.00	0.00	C69
Brain and nervous system	57	1.3	4.6	3.6	0.27	0.38	36	1.3	3.0	2.5	0.16	0.28	C70-72
Thyroid	4	0.1	0.3	0.3	0.02	0.03	13	0.5	1.1	0.8	0.07	0.07	C73
Adrenal gland	0	0.0	0.0	0.0	0.00	0.00	0	0.0	0.0	0.0	0.00	0.00	C74
Other endocrine	2	0.0	0.2	0.1	0.00	0.02	0	0.0	0.0	0.0	0.00	0.00	C75
Hodgkin lymphoma	3	0.1	0.2	0.2	0.01	0.03	3	0.1	0.3	0.2	0.02	0.02	C81
Non-Hodgkin lymphoma	40	0.9	3.3	2.5	0.14	0.33	31	1.1	2.6	2.1	0.13	0.17	C82-86,C96
Immunoproliferative diseases	0	0.0	0.0	0.0	0.00	0.00	0	0.0	0.0	0.0	0.00	0.00	C88
Multiple myeloma	5	0.1	0.4	0.3	0.02	0.05	3	0.1	0.3	0.2	0.02	0.03	C90
Lymphoid leukaemia	17	0.4	1.4	1.1	0.05	0.14	13	0.5	1.1	0.8	0.06	0.08	C91
Myeloid leukaemia	13	0.3	1.1	0.9	0.06	0.09	8	0.3	0.7	0.6	0.03	0.07	C92-94
Leukaemia unspecified	34	0.8	2.8	2.6	0.15	0.23	26	0.9	2.2	2.0	0.12	0.16	C95
Myeloproliferative disorders	1	0.0	0.1	0.0	0.01	0.01	0	0.0	0.0	0.0	0.00	0.00	MPD
Myelodysplastic syndromes	0	0.0	0.0	0.0	0.00	0.00	0	0.0	0.0	0.0	0.00	0.00	MDS
Other and unspecified	10	0.2	0.8	0.7	0.05	0.07	11	0.4	0.9	0.6	0.04	0.06	O&U
All sites	4254		346.9	253.8	12.15	32.71	2802		235.5	163.0	8.91	19.18	C00-96
All sites except C44	4241	100.0	345.9	253.0	12.12	32.62	2792	100.0	234.6	162.4	8.90	19.12	C00-96 exc. C44

China, Jiashan County

CONTRIBUTORS

Qilong Li
Kaiyan Yao
Xinyuan Ma
Linlin Yu
Feng Xue
Wanli Ma
Xinhua Cao



NOTES ON THE DATA

†C67 (bladder cancer) includes neoplasms of uncertain or unknown behaviour together with invasive cancers.

20 major cancers, ASR (World) per 100 000

<i>Male</i>		<i>Female</i>	
Trachea, bronchus, and lung	56.0	Breast	30.5
Stomach	27.7	Trachea, bronchus, and lung	18.3
Liver	26.7	Thyroid	14.9
Colon	16.1	Colon	12.2
Rectum	13.3	Stomach	11.3
Oesophagus	12.5	Liver	11.3
Pancreas	9.7	Rectum	10.3
Bladder	7.7	Cervix uteri	6.8
Nasopharynx	5.9	Pancreas	6.5
Prostate	5.8	Gallbladder etc.	5.7
Brain and nervous system	5.7	Brain and nervous system	4.7
Thyroid	4.3	Corpus uteri	3.9
Kidney	3.8	Ovary	3.4
Non-Hodgkin lymphoma	3.7	Oesophagus	3.1
Gallbladder etc.	3.2	Non-melanoma skin cancer	2.9
Non-melanoma skin cancer	2.3	Kidney	2.8
Bone	1.7	Other and unspecified	2.0
Lymphoid leukaemia	1.5	Myeloid leukaemia	2.0
Myeloid leukaemia	1.4	Other endocrine	2.0
Other and unspecified	1.4	Non-Hodgkin lymphoma	1.9
All sites	226.4	All sites	172.2

China, Jiashan County (2008–2012)

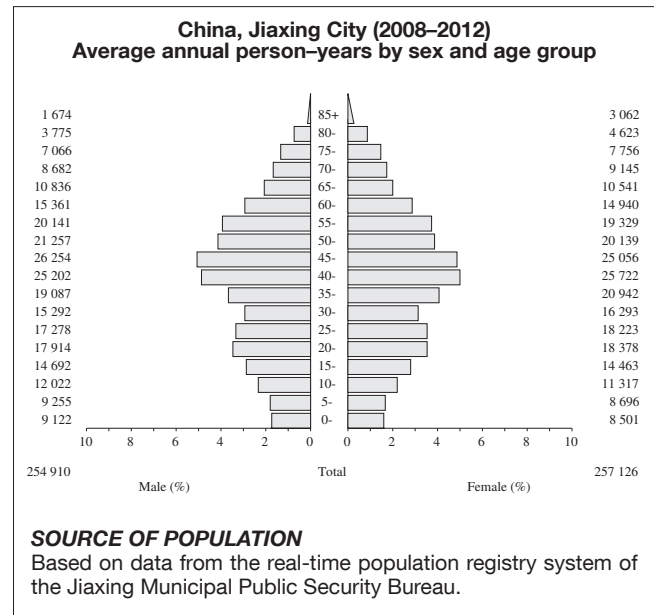
SITE	Male						Female						ICD-10
	No. cases	Freq. (%)	Crude rate (per 100 000)	ASR world	Cum. rates 0-64 (%)	0-74	No. cases	Freq. (%)	Crude rate (per 100 000)	ASR world	Cum. rates 0-64 (%)	0-74	
Lip	5	0.1	0.5	0.3	0.01	0.04	2	0.1	0.2	0.1	0.00	0.02	C00
Tongue	7	0.2	0.7	0.5	0.03	0.06	2	0.1	0.2	0.1	0.01	0.01	C01-02
Mouth	10	0.2	1.1	0.6	0.04	0.09	9	0.3	0.9	0.5	0.03	0.07	C03-06
Salivary glands	7	0.2	0.7	0.4	0.02	0.03	5	0.2	0.5	0.4	0.03	0.03	C07-08
Tonsil	3	0.1	0.3	0.1	0.01	0.02	0	0.0	0.0	0.0	0.00	0.00	C09
Other oropharynx	4	0.1	0.4	0.2	0.01	0.01	1	0.0	0.1	0.1	0.01	0.01	C10
Nasopharynx	92	2.3	9.7	5.9	0.40	0.71	27	0.9	2.8	1.7	0.15	0.18	C11
Hypopharynx	16	0.4	1.7	1.0	0.06	0.12	0	0.0	0.0	0.0	0.00	0.00	C12-13
Pharynx unspecified	7	0.2	0.7	0.4	0.01	0.06	0	0.0	0.0	0.0	0.00	0.00	C14
Oesophagus	234	5.8	24.6	12.5	0.59	1.55	65	2.2	6.7	3.1	0.16	0.39	C15
Stomach	519	12.8	54.6	27.7	1.31	3.37	214	7.1	22.1	11.3	0.64	1.37	C16
Small intestine	23	0.6	2.4	1.2	0.08	0.12	24	0.8	2.5	1.2	0.07	0.13	C17
Colon	293	7.2	30.8	16.1	0.88	2.02	227	7.6	23.4	12.2	0.67	1.53	C18
Rectum	240	5.9	25.3	13.3	0.70	1.74	186	6.2	19.2	10.3	0.64	1.27	C19-20
Anus	5	0.1	0.5	0.3	0.02	0.03	4	0.1	0.4	0.3	0.01	0.02	C21
Liver	504	12.4	53.1	26.7	1.11	3.10	237	7.9	24.5	11.3	0.39	1.38	C22
Gallbladder etc.	62	1.5	6.5	3.2	0.08	0.43	117	3.9	12.1	5.7	0.26	0.66	C23-24
Pancreas	179	4.4	18.8	9.7	0.45	1.15	142	4.7	14.7	6.5	0.27	0.67	C25
Nose, sinuses etc.	7	0.2	0.7	0.4	0.02	0.04	5	0.2	0.5	0.3	0.02	0.04	C30-31
Larynx	22	0.5	2.3	1.2	0.05	0.15	1	0.0	0.1	0.0	0.00	0.00	C32
Trachea, bronchus, and lung	1058	26.0	111.4	56.0	2.31	6.95	364	12.1	37.6	18.3	0.88	2.27	C33-34
Other thoracic organs	15	0.4	1.6	0.8	0.05	0.08	12	0.4	1.2	0.7	0.06	0.07	C37-38
Bone	28	0.7	2.9	1.7	0.07	0.18	21	0.7	2.2	1.3	0.09	0.13	C40-41
Melanoma of skin	13	0.3	1.4	0.8	0.05	0.08	5	0.2	0.5	0.2	0.01	0.02	C43
Other skin	45		4.7	2.3	0.09	0.19	53		5.5	2.9	0.13	0.33	C44
Mesothelioma	4	0.1	0.4	0.2	0.01	0.02	2	0.1	0.2	0.1	0.01	0.01	C45
Kaposi sarcoma	1	0.0	0.1	0.2	0.01	0.01	0	0.0	0.0	0.0	0.00	0.00	C46
Connective and soft tissue	11	0.3	1.2	0.7	0.06	0.07	11	0.4	1.1	0.8	0.06	0.07	C47+C49
Breast	5	0.1	0.5	0.3	0.02	0.03	503	16.8	52.0	30.5	2.48	3.39	C50
Vulva							7	0.2	0.7	0.3	0.03	0.03	C51
Vagina							1	0.0	0.1	0.1	0.01	0.01	C52
Cervix uteri							108	3.6	11.2	6.8	0.60	0.64	C53
Corpus uteri							64	2.1	6.6	3.9	0.33	0.45	C54
Uterus unspecified							7	0.2	0.7	0.4	0.04	0.04	C55
Ovary							55	1.8	5.7	3.4	0.27	0.38	C56
Other female genital organs							7	0.2	0.7	0.4	0.03	0.04	C57
Placenta							6	0.2	0.6	0.6	0.04	0.04	C58
Penis	13	0.3	1.4	0.8	0.04	0.08							C60
Prostate	117	2.9	12.3	5.8	0.15	0.60							C61
Testis	10	0.2	1.1	0.9	0.06	0.07							C62
Other male genital organs	3	0.1	0.3	0.2	0.01	0.02							C63
Kidney	68	1.7	7.2	3.8	0.29	0.40	38	1.3	3.9	2.8	0.17	0.27	C64
Renal pelvis	4	0.1	0.4	0.2	0.01	0.04	1	0.0	0.1	0.1	0.01	0.01	C65
Ureter	6	0.1	0.6	0.3	0.00	0.04	3	0.1	0.3	0.2	0.00	0.04	C66
†Bladder	143	3.5	15.1	7.7	0.35	0.96	32	1.1	3.3	1.6	0.06	0.18	C67
Other urinary organs	0	0.0	0.0	0.0	0.00	0.00	0	0.0	0.0	0.0	0.00	0.00	C68
Eye	2	0.0	0.2	0.1	0.01	0.01	3	0.1	0.3	0.1	0.01	0.01	C69
Brain and nervous system	80	2.0	8.4	5.7	0.33	0.62	84	2.8	8.7	4.7	0.26	0.53	C70-72
Thyroid	62	1.5	6.5	4.3	0.33	0.45	215	7.2	22.2	14.9	1.22	1.45	C73
Adrenal gland	5	0.1	0.5	0.3	0.02	0.02	7	0.2	0.7	0.5	0.03	0.06	C74
Other endocrine	16	0.4	1.7	0.9	0.05	0.12	25	0.8	2.6	2.0	0.14	0.17	C75
Hodgkin lymphoma	7	0.2	0.7	0.4	0.03	0.06	4	0.1	0.4	0.4	0.02	0.02	C81
Non-Hodgkin lymphoma	61	1.5	6.4	3.7	0.23	0.42	30	1.0	3.1	1.9	0.12	0.17	C82-86,C96
Immunoproliferative diseases	0	0.0	0.0	0.0	0.00	0.00	0	0.0	0.0	0.0	0.00	0.00	C88
Multiple myeloma	19	0.5	2.0	1.1	0.06	0.13	18	0.6	1.9	1.0	0.06	0.14	C90
Lymphoid leukaemia	12	0.3	1.3	1.5	0.09	0.11	11	0.4	1.1	1.2	0.06	0.11	C91
Myeloid leukaemia	20	0.5	2.1	1.4	0.10	0.15	25	0.8	2.6	2.0	0.13	0.17	C92-94
Leukaemia unspecified	18	0.4	1.9	1.2	0.07	0.11	20	0.7	2.1	1.0	0.07	0.11	C95
Myeloproliferative disorders	0	0.0	0.0	0.0	0.00	0.00	0	0.0	0.0	0.0	0.00	0.00	MPD
Myelodysplastic syndromes	1	0.0	0.1	0.1	0.00	0.00	1	0.0	0.1	0.0	0.00	0.00	MDS
Other and unspecified	27	0.7	2.8	1.4	0.07	0.15	41	1.4	4.2	2.0	0.10	0.19	O&U
All sites	4113		433.1	226.4	10.83	27.03	3052		315.2	172.2	10.87	19.35	C00-96
All sites except C44	4068	100.0	428.3	224.1	10.75	26.84	2999	100.0	309.7	169.4	10.75	19.03	C00-96 exc. C44

† See note following population pyramid

China, Jiaxing City

CONTRIBUTORS

Zhongwen Chen
 Jianyong Luo
 Xueqin Li
 Xia Hong
 Wenyan Chen
 Yikang Wu
 Weiling Gu
 Lingbin Du
 Huizhang Li



20 major cancers, ASR (World) per 100 000

<i>Male</i>		<i>Female</i>	
Trachea, bronchus, and lung	47.7	Breast	33.8
Liver	24.3	Trachea, bronchus, and lung	20.6
Stomach	20.9	Thyroid	16.5
Colon	14.3	Colon	10.3
Oesophagus	11.3	Liver	9.6
Rectum	10.5	Stomach	9.1
Pancreas	9.0	Brain and nervous system	9.0
Brain and nervous system	8.0	Rectum	7.8
Prostate	7.4	Cervix uteri	7.3
Bladder	6.1	Pancreas	7.2
Thyroid	5.8	Gallbladder etc.	4.8
Other and unspecified	4.3	Ovary	4.7
Nasopharynx	3.7	Corpus uteri	4.4
Kidney	3.7	Other and unspecified	3.6
Gallbladder etc.	3.6	Non-melanoma skin cancer	2.8
Non-Hodgkin lymphoma	3.5	Non-Hodgkin lymphoma	2.7
Non-melanoma skin cancer	3.0	Kidney	2.5
Myeloid leukaemia	2.8	Other endocrine	2.3
Lymphoid leukaemia	2.2	Oesophagus	2.1
Larynx	1.6	Bladder	1.9
All sites	210.1	All sites	180.6

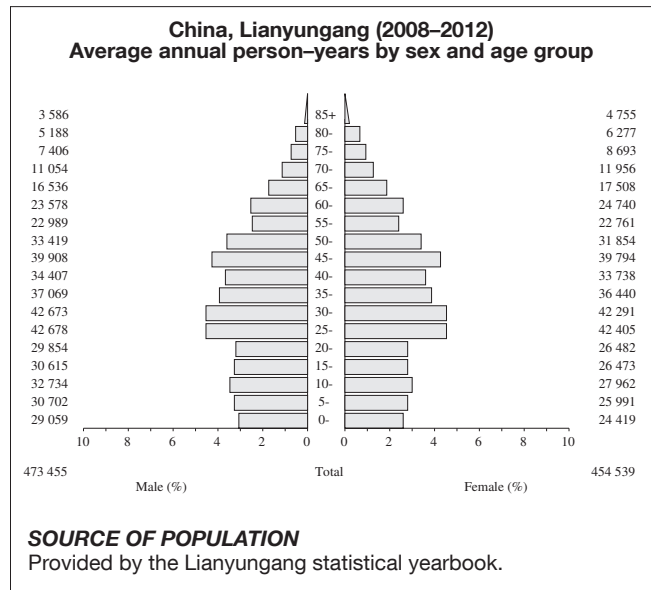
China, Jiaxing City (2008–2012)

SITE	Male						Female						ICD-10
	No. cases	Freq. (%)	Crude rate (per 100 000)	ASR world	Cum. rates 0-64 (%)	0-74 (%)	No. cases	Freq. (%)	Crude rate (per 100 000)	ASR world	Cum. rates 0-64 (%)	0-74 (%)	
Lip	4	0.1	0.3	0.2	0.01	0.02	1	0.0	0.1	0.0	0.00	0.00	C00
Tongue	8	0.2	0.6	0.4	0.02	0.04	8	0.2	0.6	0.3	0.03	0.04	C01-02
Mouth	12	0.3	0.9	0.6	0.03	0.07	7	0.2	0.5	0.3	0.04	0.04	C03-06
Salivary glands	4	0.1	0.3	0.2	0.02	0.02	10	0.3	0.8	0.4	0.03	0.04	C07-08
Tonsil	2	0.0	0.2	0.1	0.01	0.01	3	0.1	0.2	0.1	0.00	0.01	C09
Other oropharynx	8	0.2	0.6	0.4	0.03	0.03	0	0.0	0.0	0.0	0.00	0.00	C10
Nasopharynx	75	1.6	5.9	3.7	0.25	0.42	34	0.9	2.6	1.7	0.13	0.16	C11
Hypopharynx	15	0.3	1.2	0.7	0.05	0.08	0	0.0	0.0	0.0	0.00	0.00	C12-13
Pharynx unspecified	6	0.1	0.5	0.2	0.02	0.03	0	0.0	0.0	0.0	0.00	0.00	C14
Oesophagus	261	5.7	20.5	11.3	0.54	1.32	52	1.3	4.0	2.1	0.04	0.26	C15
Stomach	468	10.2	36.7	20.9	1.15	2.49	219	5.6	17.0	9.1	0.47	1.10	C16
Small intestine	30	0.7	2.4	1.2	0.06	0.10	30	0.8	2.3	1.3	0.07	0.17	C17
Colon	320	6.9	25.1	14.3	0.79	1.65	248	6.3	19.3	10.3	0.51	1.13	C18
Rectum	236	5.1	18.5	10.5	0.58	1.33	177	4.5	13.8	7.8	0.40	0.99	C19-20
Anus	21	0.5	1.6	1.0	0.05	0.11	10	0.3	0.8	0.4	0.02	0.05	C21
Liver	562	12.2	44.1	24.3	1.16	2.81	249	6.3	19.4	9.6	0.38	1.12	C22
Gallbladder etc.	84	1.8	6.6	3.6	0.12	0.36	127	3.2	9.9	4.8	0.18	0.55	C23-24
Pancreas	209	4.5	16.4	9.0	0.45	1.09	184	4.7	14.3	7.2	0.28	0.80	C25
Nose, sinuses etc.	9	0.2	0.7	0.4	0.03	0.05	6	0.2	0.5	0.4	0.02	0.04	C30-31
Larynx	35	0.8	2.7	1.6	0.07	0.19	3	0.1	0.2	0.1	0.01	0.01	C32
Trachea, bronchus, and lung	1090	23.7	85.5	47.7	1.84	5.79	514	13.1	40.0	20.6	1.00	2.29	C33-34
Other thoracic organs	28	0.6	2.2	1.3	0.09	0.15	17	0.4	1.3	0.7	0.05	0.09	C37-38
Bone	29	0.6	2.3	1.5	0.08	0.17	34	0.9	2.6	1.6	0.11	0.15	C40-41
Melanoma of skin	6	0.1	0.5	0.2	0.01	0.04	4	0.1	0.3	0.2	0.02	0.02	C43
Other skin	63	1.4	4.9	3.0	0.12	0.35	72	1.8	5.6	2.8	0.13	0.28	C44
Mesothelioma	2	0.0	0.2	0.1	0.00	0.01	1	0.0	0.1	0.0	0.00	0.00	C45
Kaposi sarcoma	0	0.0	0.0	0.0	0.00	0.00	0	0.0	0.0	0.0	0.00	0.00	C46
Connective and soft tissue	21	0.5	1.6	1.1	0.06	0.13	17	0.4	1.3	0.9	0.06	0.08	C47+C49
Breast	6	0.1	0.5	0.3	0.02	0.03	709	18.1	55.1	33.8	2.63	3.73	C50
Vulva							4	0.1	0.3	0.2	0.01	0.03	C51
Vagina							3	0.1	0.2	0.2	0.02	0.02	C52
Cervix uteri							149	3.8	11.6	7.3	0.60	0.69	C53
Corpus uteri							91	2.3	7.1	4.4	0.40	0.51	C54
Uterus unspecified							17	0.4	1.3	0.8	0.05	0.09	C55
Ovary							95	2.4	7.4	4.7	0.37	0.52	C56
Other female genital organs							13	0.3	1.0	0.6	0.04	0.07	C57
Placenta							1	0.0	0.1	0.1	0.01	0.01	C58
Penis	8	0.2	0.6	0.3	0.01	0.03							C60
Prostate	179	3.9	14.0	7.4	0.14	0.84							C61
Testis	9	0.2	0.7	0.5	0.04	0.04							C62
Other male genital organs	8	0.2	0.6	0.3	0.01	0.05							C63
Kidney	82	1.8	6.4	3.7	0.20	0.42	51	1.3	4.0	2.5	0.20	0.29	C64
Renal pelvis	13	0.3	1.0	0.6	0.02	0.06	11	0.3	0.9	0.4	0.03	0.05	C65
Ureter	5	0.1	0.4	0.2	0.01	0.02	8	0.2	0.6	0.3	0.01	0.05	C66
Bladder	148	3.2	11.6	6.1	0.22	0.60	47	1.2	3.7	1.9	0.09	0.24	C67
Other urinary organs	3	0.1	0.2	0.1	0.00	0.02	0	0.0	0.0	0.0	0.00	0.00	C68
Eye	6	0.1	0.5	0.3	0.00	0.03	3	0.1	0.2	0.1	0.00	0.03	C69
Brain and nervous system	156	3.4	12.2	8.0	0.49	0.86	174	4.4	13.5	9.0	0.55	0.93	C70-72
Thyroid	101	2.2	7.9	5.8	0.47	0.54	294	7.5	22.9	16.5	1.37	1.56	C73
Adrenal gland	5	0.1	0.4	0.2	0.01	0.03	3	0.1	0.2	0.3	0.02	0.02	C74
Other endocrine	23	0.5	1.8	1.4	0.10	0.12	43	1.1	3.3	2.3	0.17	0.21	C75
Hodgkin lymphoma	6	0.1	0.5	0.3	0.02	0.02	1	0.0	0.1	0.1	0.01	0.01	C81
Non-Hodgkin lymphoma	75	1.6	5.9	3.5	0.19	0.46	58	1.5	4.5	2.7	0.18	0.33	C82-86,C96
Immunoproliferative diseases	1	0.0	0.1	0.1	0.01	0.01	1	0.0	0.1	0.0	0.00	0.00	C88
Multiple myeloma	25	0.5	2.0	1.1	0.06	0.12	36	0.9	2.8	1.6	0.10	0.21	C90
Lymphoid leukaemia	33	0.7	2.6	2.2	0.14	0.18	21	0.5	1.6	1.7	0.11	0.13	C91
Myeloid leukaemia	50	1.1	3.9	2.8	0.19	0.30	37	0.9	2.9	1.9	0.12	0.21	C92-94
Leukaemia unspecified	13	0.3	1.0	0.9	0.05	0.09	10	0.3	0.8	0.4	0.02	0.06	C95
Myeloproliferative disorders	1	0.0	0.1	0.0	0.00	0.01	0	0.0	0.0	0.0	0.00	0.00	MPD
Myelodysplastic syndromes	3	0.1	0.2	0.1	0.00	0.02	1	0.0	0.1	0.1	0.01	0.01	MDS
Other and unspecified	101	2.2	7.9	4.3	0.19	0.44	87	2.2	6.8	3.6	0.19	0.38	O&U
All sites	4668		366.2	210.1	10.23	24.20	3995		310.7	180.6	11.28	19.79	C00-96
All sites except C44	4605	100.0	361.3	207.1	10.11	23.85	3923	100.0	305.1	177.8	11.15	19.51	C00-96 exc. C44

China, Lianyungang

CONTRIBUTORS

Jianmei Dong
Chundao Zhang
Weiwei Li
Zhaojun Ma
Xucheng Qin
Fengxia Zhong
Hongyan Wang
Anbo Wu
Kun Shang



20 major cancers, ASR (World) per 100 000

<i>Male</i>		<i>Female</i>	
Trachea, bronchus, and lung	44.4	Breast	27.2
Liver	27.9	Trachea, bronchus, and lung	20.0
Stomach	23.6	Stomach	10.1
Oesophagus	20.3	Cervix uteri	10.1
Rectum	7.8	Liver	8.3
Colon	7.4	Oesophagus	6.9
Bladder	6.8	Thyroid	6.2
Pancreas	4.7	Ovary	5.4
Prostate	4.2	Rectum	5.0
Brain and nervous system	3.9	Corpus uteri	4.8
Kidney	3.7	Colon	4.6
Other and unspecified	3.5	Brain and nervous system	3.2
Non-Hodgkin lymphoma	3.3	Pancreas	2.9
Thyroid	2.7	Other and unspecified	2.9
Leukaemia unspecified	2.5	Non-Hodgkin lymphoma	1.9
Lymphoid leukaemia	2.0	Leukaemia unspecified	1.7
Bone	1.7	Gallbladder etc.	1.6
Gallbladder etc.	1.7	Bladder	1.6
Myeloid leukaemia	1.6	Kidney	1.6
Larynx	1.5	Uterus unspecified	1.3
All sites	186.6	All sites	139.0

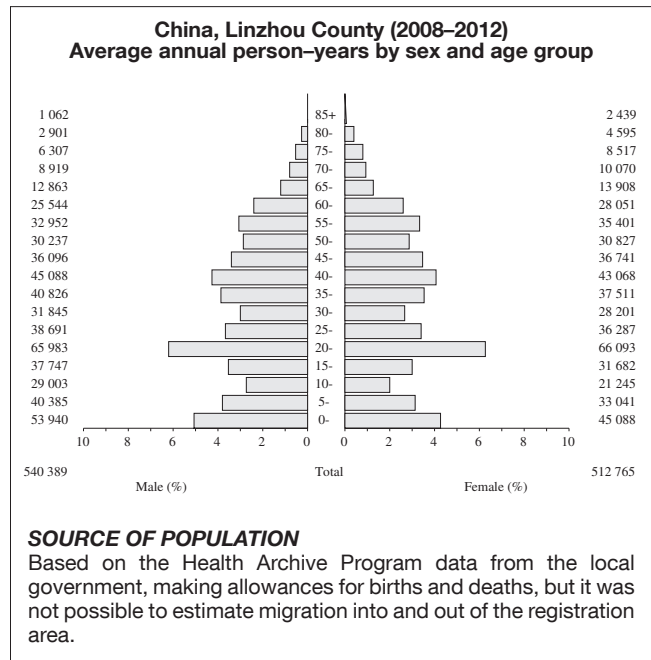
China, Lianyungang (2008–2012)

SITE	Male						Female						ICD-10
	No. cases	Freq. (%)	Crude rate (per 100 000)	ASR world	Cum. rates 0-64 (%)	0-74 (%)	No. cases	Freq. (%)	Crude rate (per 100 000)	ASR world	Cum. rates 0-64 (%)	0-74 (%)	
Lip	9	0.2	0.4	0.3	0.01	0.01	2	0.0	0.1	0.1	0.00	0.00	C00
Tongue	7	0.1	0.3	0.2	0.02	0.03	11	0.2	0.5	0.4	0.03	0.04	C01-02
Mouth	21	0.4	0.9	0.7	0.06	0.07	11	0.2	0.5	0.3	0.02	0.04	C03-06
Salivary glands	9	0.2	0.4	0.3	0.01	0.04	9	0.2	0.4	0.3	0.02	0.03	C07-08
Tonsil	3	0.1	0.1	0.1	0.01	0.01	1	0.0	0.0	0.0	0.00	0.00	C09
Other oropharynx	3	0.1	0.1	0.1	0.01	0.01	0	0.0	0.0	0.0	0.00	0.00	C10
Nasopharynx	43	0.7	1.8	1.5	0.11	0.15	25	0.6	1.1	0.8	0.07	0.08	C11
Hypopharynx	7	0.1	0.3	0.2	0.01	0.04	2	0.0	0.1	0.1	0.00	0.01	C12-13
Pharynx unspecified	10	0.2	0.4	0.3	0.02	0.05	2	0.0	0.1	0.1	0.00	0.01	C14
Oesophagus	647	11.2	27.3	20.3	0.95	2.43	246	5.6	10.8	6.9	0.25	0.80	C15
Stomach	751	13.0	31.7	23.6	1.19	2.82	338	7.6	14.9	10.1	0.50	1.26	C16
Small intestine	25	0.4	1.1	0.8	0.06	0.09	20	0.5	0.9	0.6	0.05	0.07	C17
Colon	232	4.0	9.8	7.4	0.35	0.88	156	3.5	6.9	4.6	0.24	0.56	C18
Rectum	244	4.2	10.3	7.8	0.44	0.89	165	3.7	7.3	5.0	0.30	0.59	C19-20
Anus	9	0.2	0.4	0.3	0.01	0.02	4	0.1	0.2	0.1	0.01	0.01	C21
Liver	860	14.9	36.3	27.9	2.17	3.25	279	6.3	12.3	8.3	0.53	0.94	C22
Gallbladder etc.	55	1.0	2.3	1.7	0.09	0.20	58	1.3	2.6	1.6	0.08	0.17	C23-24
Pancreas	149	2.6	6.3	4.7	0.24	0.54	99	2.2	4.4	2.9	0.11	0.37	C25
Nose, sinuses etc.	9	0.2	0.4	0.3	0.01	0.05	10	0.2	0.4	0.3	0.03	0.03	C30-31
Larynx	46	0.8	1.9	1.5	0.07	0.21	5	0.1	0.2	0.1	0.00	0.02	C32
Trachea, bronchus, and lung	1392	24.1	58.8	44.4	2.11	5.67	675	15.3	29.7	20.0	1.01	2.40	C33-34
Other thoracic organs	29	0.5	1.2	0.9	0.04	0.11	13	0.3	0.6	0.4	0.03	0.05	C37-38
Bone	49	0.8	2.1	1.7	0.11	0.21	35	0.8	1.5	1.2	0.07	0.12	C40-41
Melanoma of skin	7	0.1	0.3	0.2	0.01	0.05	12	0.3	0.5	0.3	0.01	0.03	C43
Other skin	22		0.9	0.6	0.03	0.06	27		1.2	0.8	0.04	0.07	C44
Mesothelioma	2	0.0	0.1	0.1	0.01	0.01	4	0.1	0.2	0.1	0.01	0.02	C45
Kaposi sarcoma	0	0.0	0.0	0.0	0.00	0.00	2	0.0	0.1	0.0	0.00	0.00	C46
Connective and soft tissue	19	0.3	0.8	0.6	0.05	0.07	13	0.3	0.6	0.5	0.02	0.05	C47+C49
Breast	6	0.1	0.3	0.2	0.00	0.02	844	19.1	37.1	27.2	2.28	2.89	C50
Vulva							8	0.2	0.4	0.2	0.01	0.03	C51
Vagina							9	0.2	0.4	0.3	0.02	0.04	C52
Cervix uteri							312	7.1	13.7	10.1	0.85	1.00	C53
Corpus uteri							149	3.4	6.6	4.8	0.42	0.54	C54
Uterus unspecified							39	0.9	1.7	1.3	0.10	0.14	C55
Ovary							158	3.6	7.0	5.4	0.42	0.56	C56
Other female genital organs							6	0.1	0.3	0.2	0.02	0.02	C57
Placenta							3	0.1	0.1	0.1	0.01	0.01	C58
Penis	11	0.2	0.5	0.3	0.02	0.04							C60
Prostate	140	2.4	5.9	4.2	0.07	0.50							C61
Testis	4	0.1	0.2	0.2	0.01	0.01							C62
Other male genital organs	2	0.0	0.1	0.1	0.00	0.02							C63
Kidney	113	2.0	4.8	3.7	0.22	0.48	47	1.1	2.1	1.6	0.10	0.18	C64
Renal pelvis	5	0.1	0.2	0.2	0.01	0.01	4	0.1	0.2	0.1	0.01	0.01	C65
Ureter	5	0.1	0.2	0.2	0.00	0.02	6	0.1	0.3	0.2	0.00	0.03	C66
Bladder	215	3.7	9.1	6.8	0.35	0.85	54	1.2	2.4	1.6	0.09	0.21	C67
Other urinary organs	2	0.0	0.1	0.1	0.00	0.01	0	0.0	0.0	0.0	0.00	0.00	C68
Eye	3	0.1	0.1	0.2	0.01	0.02	2	0.0	0.1	0.1	0.00	0.01	C69
Brain and nervous system	113	2.0	4.8	3.9	0.24	0.36	93	2.1	4.1	3.2	0.21	0.30	C70-72
Thyroid	81	1.4	3.4	2.7	0.21	0.27	187	4.2	8.2	6.2	0.50	0.67	C73
Adrenal gland	4	0.1	0.2	0.1	0.01	0.02	2	0.0	0.1	0.1	0.00	0.01	C74
Other endocrine	5	0.1	0.2	0.2	0.02	0.02	2	0.0	0.1	0.1	0.01	0.01	C75
Hodgkin lymphoma	13	0.2	0.5	0.4	0.02	0.04	5	0.1	0.2	0.2	0.01	0.01	C81
Non-Hodgkin lymphoma	96	1.7	4.1	3.3	0.22	0.38	58	1.3	2.6	1.9	0.11	0.22	C82-86,C96
Immunoproliferative diseases	8	0.1	0.3	0.3	0.02	0.05	1	0.0	0.0	0.0	0.00	0.00	C88
Multiple myeloma	37	0.6	1.6	1.2	0.07	0.16	35	0.8	1.5	1.1	0.06	0.15	C90
Lymphoid leukaemia	50	0.9	2.1	2.0	0.14	0.17	23	0.5	1.0	0.9	0.06	0.07	C91
Myeloid leukaemia	45	0.8	1.9	1.6	0.11	0.14	36	0.8	1.6	1.3	0.08	0.11	C92-94
Leukaemia unspecified	69	1.2	2.9	2.5	0.13	0.22	48	1.1	2.1	1.7	0.13	0.17	C95
Myeloproliferative disorders	3	0.1	0.1	0.1	0.01	0.02	1	0.0	0.0	0.0	0.00	0.00	MPD
Myelodysplastic syndromes	0	0.0	0.0	0.0	0.00	0.00	2	0.0	0.1	0.1	0.00	0.01	MDS
Other and unspecified	109	1.9	4.6	3.5	0.20	0.42	91	2.1	4.0	2.9	0.20	0.32	O&U
All sites	5798		244.9	186.6	10.29	22.23	4449		195.8	139.0	9.16	15.47	C00-96
All sites except C44	5776	100.0	244.0	185.9	10.26	22.17	4422	100.0	194.6	138.2	9.12	15.40	C00-96 exc. C44

China, Linzhou County

CONTRIBUTORS

Quansheng Guo
Shiyong Lian
Fangxian Fu
Zhenhai Wang
Zhicai Liu
Bianyun Li
Lanping Cheng
Xiaodong Yu
Jianrong Wei
Li Wang



20 major cancers, ASR (World) per 100 000

<i>Male</i>		<i>Female</i>	
Stomach	113.0	Oesophagus	61.9
Oesophagus	91.4	Stomach	43.0
Trachea, bronchus, and lung	24.9	Breast	23.9
Liver	22.6	Trachea, bronchus, and lung	14.6
Rectum	10.4	Cervix uteri	13.4
Colon	7.6	Liver	9.8
Brain and nervous system	7.1	Rectum	7.3
Leukaemia unspecified	3.7	Brain and nervous system	7.2
Bone	3.3	Colon	6.3
Other and unspecified	2.1	Corpus uteri	4.3
Bladder	2.1	Ovary	3.9
Prostate	1.9	Leukaemia unspecified	3.5
Larynx	1.9	Thyroid	3.0
Pancreas	1.8	Gallbladder etc.	2.2
Gallbladder etc.	1.8	Bone	2.2
Non-melanoma skin cancer	1.8	Pancreas	1.7
Non-Hodgkin lymphoma	1.8	Non-melanoma skin cancer	1.5
Thyroid	1.0	Other and unspecified	1.5
Kidney	1.0	Kidney	1.3
Nasopharynx	0.9	Non-Hodgkin lymphoma	1.2
All sites	311.7	All sites	222.0

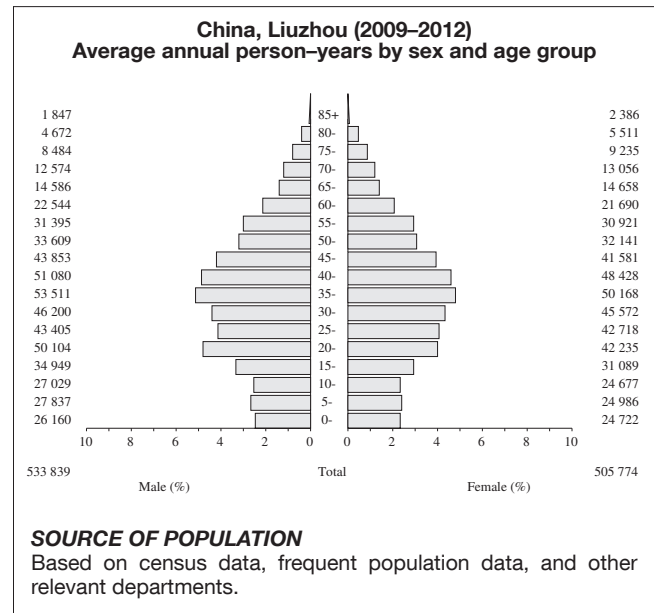
China, Linzhou County (2008–2012)

SITE	Male						Female						ICD-10
	No. cases	Freq. (%)	Crude rate (per 100 000)	ASR world	Cum. rates 0-64 0-74 (%)		No. cases	Freq. (%)	Crude rate (per 100 000)	ASR world	Cum. rates 0-64 0-74 (%)		
Lip	1	0.0	0.0	0.0	0.00	0.00	6	0.1	0.2	0.2	0.00	0.01	C00
Tongue	5	0.1	0.2	0.1	0.02	0.02	15	0.2	0.6	0.4	0.04	0.04	C01-02
Mouth	17	0.2	0.6	0.6	0.04	0.06	15	0.2	0.6	0.5	0.03	0.06	C03-06
Salivary glands	15	0.2	0.6	0.5	0.04	0.06	12	0.2	0.5	0.4	0.03	0.05	C07-08
Tonsil	1	0.0	0.0	0.0	0.00	0.00	3	0.0	0.1	0.1	0.01	0.01	C09
Other oropharynx	10	0.1	0.4	0.3	0.02	0.04	2	0.0	0.1	0.1	0.01	0.01	C10
Nasopharynx	27	0.3	1.0	0.9	0.07	0.09	6	0.1	0.2	0.2	0.01	0.02	C11
Hypopharynx	11	0.1	0.4	0.3	0.02	0.03	2	0.0	0.1	0.1	0.00	0.01	C12-13
Pharynx unspecified	2	0.0	0.1	0.1	0.00	0.00	1	0.0	0.0	0.0	0.00	0.00	C14
Oesophagus	2575	29.5	95.3	91.4	5.02	11.26	2021	28.4	78.8	61.9	3.32	7.62	C15
Stomach	3192	36.6	118.1	113.0	6.18	14.24	1394	19.6	54.4	43.0	2.31	5.32	C16
Small intestine	16	0.2	0.6	0.6	0.02	0.09	12	0.2	0.5	0.3	0.02	0.03	C17
Colon	209	2.4	7.7	7.6	0.39	0.75	203	2.9	7.9	6.3	0.36	0.76	C18
Rectum	287	3.3	10.6	10.4	0.54	1.16	239	3.4	9.3	7.3	0.42	0.86	C19-20
Anus	2	0.0	0.1	0.1	0.00	0.00	1	0.0	0.0	0.0	0.00	0.00	C21
Liver	627	7.2	23.2	22.6	1.06	2.76	319	4.5	12.4	9.8	0.45	1.21	C22
Gallbladder etc.	49	0.6	1.8	1.8	0.10	0.20	70	1.0	2.7	2.2	0.10	0.30	C23-24
Pancreas	56	0.6	2.1	1.8	0.12	0.22	55	0.8	2.1	1.7	0.11	0.23	C25
Nose, sinuses etc.	6	0.1	0.2	0.2	0.02	0.02	7	0.1	0.3	0.2	0.02	0.03	C30-31
Larynx	54	0.6	2.0	1.9	0.12	0.26	11	0.2	0.4	0.4	0.02	0.05	C32
Trachea, bronchus, and lung	676	7.8	25.0	24.9	1.11	2.95	473	6.7	18.4	14.6	0.72	1.68	C33-34
Other thoracic organs	12	0.1	0.4	0.4	0.03	0.04	12	0.2	0.5	0.3	0.02	0.02	C37-38
Bone	93	1.1	3.4	3.3	0.23	0.34	63	0.9	2.5	2.2	0.16	0.24	C40-41
Melanoma of skin	16	0.2	0.6	0.6	0.03	0.08	17	0.2	0.7	0.5	0.04	0.04	C43
Other skin	45		1.7	1.8	0.06	0.15	51		2.0	1.5	0.08	0.15	C44
Mesothelioma	2	0.0	0.1	0.1	0.01	0.01	3	0.0	0.1	0.1	0.01	0.01	C45
Kaposi sarcoma	0	0.0	0.0	0.0	0.00	0.00	0	0.0	0.0	0.0	0.00	0.00	C46
Connective and soft tissue	17	0.2	0.6	0.6	0.04	0.06	9	0.1	0.4	0.3	0.02	0.03	C47+C49
Breast	8	0.1	0.3	0.3	0.01	0.04	778	10.9	30.3	23.9	1.87	2.61	C50
Vulva							4	0.1	0.2	0.1	0.00	0.02	C51
Vagina							3	0.0	0.1	0.1	0.01	0.01	C52
Cervix uteri							428	6.0	16.7	13.4	1.14	1.40	C53
Corpus uteri							138	1.9	5.4	4.3	0.34	0.45	C54
Uterus unspecified							10	0.1	0.4	0.3	0.03	0.03	C55
Ovary							123	1.7	4.8	3.9	0.29	0.46	C56
Other female genital organs							6	0.1	0.2	0.2	0.01	0.01	C57
Placenta							0	0.0	0.0	0.0	0.00	0.00	C58
Penis	13	0.1	0.5	0.5	0.02	0.06							C60
Prostate	48	0.6	1.8	1.9	0.04	0.16							C61
Testis	13	0.1	0.5	0.5	0.03	0.05							C62
Other male genital organs	6	0.1	0.2	0.2	0.01	0.01							C63
Kidney	30	0.3	1.1	1.0	0.07	0.11	37	0.5	1.4	1.3	0.09	0.13	C64
Renal pelvis	3	0.0	0.1	0.1	0.00	0.00	6	0.1	0.2	0.2	0.01	0.02	C65
Ureter	1	0.0	0.0	0.0	0.00	0.01	2	0.0	0.1	0.1	0.00	0.00	C66
Bladder	60	0.7	2.2	2.1	0.11	0.25	34	0.5	1.3	1.0	0.04	0.11	C67
Other urinary organs	10	0.1	0.4	0.3	0.02	0.03	3	0.0	0.1	0.1	0.01	0.01	C68
Eye	9	0.1	0.3	0.3	0.03	0.03	7	0.1	0.3	0.3	0.02	0.03	C69
Brain and nervous system	213	2.4	7.9	7.1	0.52	0.80	226	3.2	8.8	7.2	0.55	0.81	C70-72
Thyroid	31	0.4	1.1	1.0	0.08	0.12	95	1.3	3.7	3.0	0.27	0.30	C73
Adrenal gland	2	0.0	0.1	0.1	0.01	0.01	3	0.0	0.1	0.1	0.01	0.02	C74
Other endocrine	14	0.2	0.5	0.4	0.03	0.05	20	0.3	0.8	0.6	0.06	0.06	C75
Hodgkin lymphoma	10	0.1	0.4	0.4	0.03	0.04	5	0.1	0.2	0.2	0.02	0.02	C81
Non-Hodgkin lymphoma	53	0.6	2.0	1.8	0.11	0.20	36	0.5	1.4	1.2	0.07	0.12	C82-86,C96
Immunoproliferative diseases	0	0.0	0.0	0.0	0.00	0.00	0	0.0	0.0	0.0	0.00	0.00	C88
Multiple myeloma	11	0.1	0.4	0.4	0.03	0.05	3	0.0	0.1	0.1	0.01	0.01	C90
Lymphoid leukaemia	16	0.2	0.6	0.6	0.04	0.05	6	0.1	0.2	0.2	0.01	0.02	C91
Myeloid leukaemia	23	0.3	0.9	0.8	0.06	0.07	20	0.3	0.8	0.7	0.05	0.07	C92-94
Leukaemia unspecified	105	1.2	3.9	3.7	0.25	0.36	100	1.4	3.9	3.5	0.23	0.33	C95
Myeloproliferative disorders	4	0.0	0.1	0.1	0.01	0.01	1	0.0	0.0	0.0	0.00	0.01	MPD
Myelodysplastic syndromes	0	0.0	0.0	0.0	0.00	0.00	0	0.0	0.0	0.0	0.00	0.00	MDS
Other and unspecified	60	0.7	2.2	2.1	0.13	0.25	46	0.6	1.8	1.5	0.09	0.19	O&U
All sites	8766		324.4	311.7	16.92	37.66	7162		279.3	222.0	13.55	26.04	C00-96
All sites except C44	8721	100.0	322.8	309.8	16.87	37.51	7111	100.0	277.4	220.5	13.47	25.89	C00-96 exc. C44

China, Liuzhou

CONTRIBUTORS

Jinhuai Meng
 Qilian Jiang
 Rong Pan
 Ningyu Chen
 Yun Liu
 Weiyuan Zhang
 Fanwen Meng
 Hairong Guan
 Yulu Qin



20 major cancers, ASR (World) per 100 000

<i>Male</i>		<i>Female</i>	
Trachea, bronchus, and lung	54.6	Breast	37.1
Liver	42.5	Trachea, bronchus, and lung	22.1
Colon	18.1	Colon	13.4
Stomach	17.0	Cervix uteri	11.0
Rectum	10.8	Liver	10.1
Nasopharynx	10.4	Stomach	9.2
Oesophagus	7.2	Rectum	7.4
Prostate	6.8	Ovary	6.9
Bladder	4.8	Corpus uteri	6.2
Non-Hodgkin lymphoma	4.4	Thyroid	3.6
Pancreas	4.2	Nasopharynx	3.5
Larynx	4.0	Non-Hodgkin lymphoma	3.3
Other and unspecified	3.9	Other and unspecified	3.2
Brain and nervous system	3.8	Brain and nervous system	3.0
Leukaemia unspecified	3.5	Pancreas	2.5
Lymphoid leukaemia	2.8	Leukaemia unspecified	2.3
Multiple myeloma	2.5	Myeloid leukaemia	1.9
Kidney	2.5	Gallbladder etc.	1.9
Myeloid leukaemia	2.4	Bladder	1.7
Non-melanoma skin cancer	2.2	Oesophagus	1.7
All sites	226.4	All sites	166.5

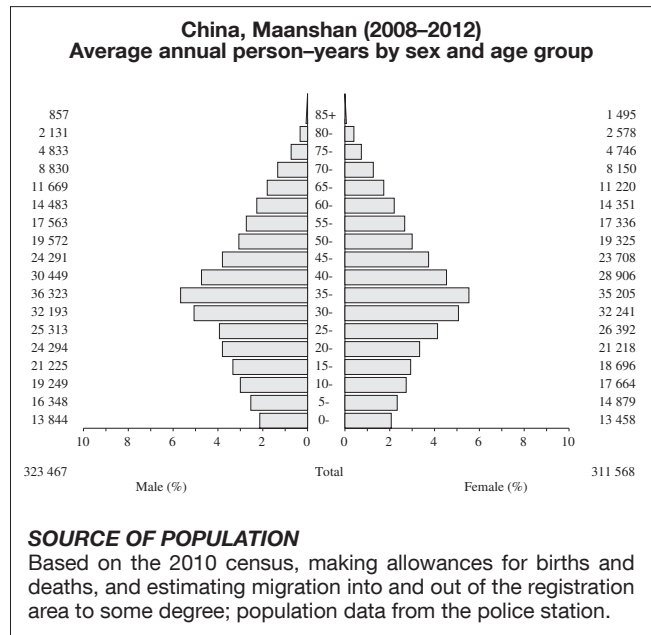
China, Liuzhou (2009–2012)

SITE	Male						Female						ICD-10
	No. cases	Freq. (%)	Crude rate (per 100 000)	ASR world	Cum. rates 0-64 (%)	0-74 (%)	No. cases	Freq. (%)	Crude rate (per 100 000)	ASR world	Cum. rates 0-64 (%)	0-74 (%)	
Lip	0	0.0	0.0	0.0	0.00	0.00	0	0.0	0.0	0.0	0.00	0.00	C00
Tongue	33	0.6	1.5	1.3	0.10	0.14	13	0.3	0.6	0.5	0.03	0.07	C01-02
Mouth	32	0.5	1.5	1.2	0.10	0.14	13	0.3	0.6	0.5	0.03	0.05	C03-06
Salivary glands	9	0.2	0.4	0.3	0.02	0.04	3	0.1	0.1	0.1	0.01	0.01	C07-08
Tonsil	10	0.2	0.5	0.4	0.03	0.03	0	0.0	0.0	0.0	0.00	0.00	C09
Other oropharynx	4	0.1	0.2	0.2	0.01	0.03	2	0.0	0.1	0.1	0.00	0.01	C10
Nasopharynx	289	5.0	13.5	10.4	0.83	1.17	95	2.1	4.7	3.5	0.29	0.39	C11
Hypopharynx	20	0.3	0.9	0.8	0.05	0.07	2	0.0	0.1	0.1	0.00	0.01	C12-13
Pharynx unspecified	10	0.2	0.5	0.4	0.02	0.06	1	0.0	0.0	0.0	0.00	0.00	C14
Oesophagus	188	3.2	8.8	7.2	0.49	0.86	45	1.0	2.2	1.7	0.06	0.22	C15
Stomach	439	7.5	20.6	17.0	0.78	1.95	248	5.6	12.3	9.2	0.47	0.99	C16
Small intestine	30	0.5	1.4	1.1	0.05	0.12	26	0.6	1.3	1.0	0.04	0.15	C17
Colon	460	7.9	21.5	18.1	0.78	2.30	351	7.9	17.3	13.4	0.67	1.64	C18
Rectum	283	4.9	13.3	10.8	0.58	1.23	200	4.5	9.9	7.4	0.39	0.85	C19-20
Anus	4	0.1	0.2	0.2	0.02	0.02	4	0.1	0.2	0.1	0.00	0.01	C21
Liver	1139	19.6	53.3	42.5	2.98	5.00	271	6.1	13.4	10.1	0.50	1.16	C22
Gallbladder etc.	48	0.8	2.2	1.8	0.09	0.18	51	1.1	2.5	1.9	0.09	0.23	C23-24
Pancreas	104	1.8	4.9	4.2	0.19	0.49	68	1.5	3.4	2.5	0.12	0.29	C25
Nose, sinuses etc.	17	0.3	0.8	0.6	0.05	0.07	5	0.1	0.2	0.2	0.02	0.02	C30-31
Larynx	100	1.7	4.7	4.0	0.21	0.52	11	0.2	0.5	0.4	0.03	0.05	C32
Trachea, bronchus, and lung	1422	24.4	66.6	54.6	2.56	6.40	594	13.4	29.4	22.1	1.13	2.53	C33-34
Other thoracic organs	27	0.5	1.3	1.1	0.06	0.12	10	0.2	0.5	0.4	0.02	0.04	C37-38
Bone	36	0.6	1.7	1.5	0.10	0.16	21	0.5	1.0	0.9	0.04	0.08	C40-41
Melanoma of skin	11	0.2	0.5	0.4	0.02	0.06	17	0.4	0.8	0.6	0.05	0.05	C43
Other skin	52		2.4	2.2	0.10	0.22	25		1.2	1.0	0.05	0.11	C44
Mesothelioma	16	0.3	0.7	0.6	0.03	0.06	4	0.1	0.2	0.1	0.01	0.02	C45
Kaposi sarcoma	2	0.0	0.1	0.1	0.00	0.01	4	0.1	0.2	0.2	0.01	0.01	C46
Connective and soft tissue	17	0.3	0.8	0.6	0.03	0.08	24	0.5	1.2	1.0	0.07	0.09	C47+C49
Breast	6	0.1	0.3	0.2	0.01	0.03	1017	22.9	50.3	37.1	3.12	3.98	C50
Vulva							13	0.3	0.6	0.5	0.02	0.05	C51
Vagina							4	0.1	0.2	0.2	0.02	0.02	C52
Cervix uteri							310	7.0	15.3	11.0	0.94	1.10	C53
Corpus uteri							171	3.9	8.5	6.2	0.52	0.70	C54
Uterus unspecified							22	0.5	1.1	0.8	0.07	0.08	C55
Ovary							182	4.1	9.0	6.9	0.54	0.78	C56
Other female genital organs							12	0.3	0.6	0.5	0.03	0.05	C57
Placenta							2	0.0	0.1	0.1	0.01	0.01	C58
Penis	10	0.2	0.5	0.4	0.02	0.03							C60
Prostate	171	2.9	8.0	6.8	0.10	0.70							C61
Testis	9	0.2	0.4	0.3	0.02	0.02							C62
Other male genital organs	5	0.1	0.2	0.2	0.02	0.02							C63
Kidney	67	1.2	3.1	2.5	0.16	0.30	33	0.7	1.6	1.2	0.10	0.11	C64
Renal pelvis	8	0.1	0.4	0.3	0.02	0.03	3	0.1	0.1	0.1	0.00	0.01	C65
Ureter	8	0.1	0.4	0.3	0.02	0.02	5	0.1	0.2	0.2	0.01	0.02	C66
Bladder	126	2.2	5.9	4.8	0.26	0.50	45	1.0	2.2	1.7	0.08	0.18	C67
Other urinary organs	2	0.0	0.1	0.1	0.01	0.01	3	0.1	0.1	0.1	0.00	0.02	C68
Eye	2	0.0	0.1	0.1	0.00	0.00	2	0.0	0.1	0.1	0.00	0.00	C69
Brain and nervous system	93	1.6	4.4	3.8	0.23	0.42	74	1.7	3.7	3.0	0.18	0.33	C70-72
Thyroid	31	0.5	1.5	1.1	0.09	0.11	95	2.1	4.7	3.6	0.27	0.35	C73
Adrenal gland	5	0.1	0.2	0.2	0.01	0.03	2	0.0	0.1	0.1	0.00	0.01	C74
Other endocrine	1	0.0	0.0	0.1	0.00	0.01	5	0.1	0.2	0.2	0.01	0.02	C75
Hodgkin lymphoma	12	0.2	0.6	0.5	0.04	0.05	3	0.1	0.1	0.1	0.01	0.01	C81
Non-Hodgkin lymphoma	110	1.9	5.2	4.4	0.26	0.51	86	1.9	4.3	3.3	0.19	0.39	C82-86,C96
Immunoproliferative diseases	1	0.0	0.0	0.0	0.00	0.00	2	0.0	0.1	0.1	0.00	0.01	C88
Multiple myeloma	64	1.1	3.0	2.5	0.13	0.35	21	0.5	1.0	0.8	0.04	0.11	C90
Lymphoid leukaemia	56	1.0	2.6	2.8	0.17	0.21	26	0.6	1.3	1.4	0.08	0.11	C91
Myeloid leukaemia	57	1.0	2.7	2.4	0.14	0.25	51	1.1	2.5	1.9	0.11	0.21	C92-94
Leukaemia unspecified	82	1.4	3.8	3.5	0.17	0.38	58	1.3	2.9	2.3	0.15	0.23	C95
Myeloproliferative disorders	14	0.2	0.7	0.6	0.03	0.06	13	0.3	0.6	0.5	0.02	0.05	MPD
Myelodysplastic syndromes	31	0.5	1.5	1.1	0.01	0.08	9	0.2	0.4	0.3	0.01	0.05	MDS
Other and unspecified	104	1.8	4.9	3.9	0.19	0.47	85	1.9	4.2	3.2	0.15	0.34	O&U
All sites	5877		275.2	226.4	12.41	26.13	4462		220.6	166.5	10.83	18.43	C00-96
All sites except C44	5825	100.0	272.8	224.2	12.31	25.91	4437	100.0	219.3	165.5	10.78	18.32	C00-96 exc. C44

China, Maanshan

CONTRIBUTORS

Shengwei Zhan
Zhengping Bian
Qing Feng
Minshi Ye
Lihua Wang
Haihong Wang
Jing Xia
Dinglan Wang
Min Bai



20 major cancers, ASR (World) per 100 000

<i>Male</i>		<i>Female</i>	
Trachea, bronchus, and lung	66.8	Breast	28.1
Stomach	54.8	Stomach	22.5
Oesophagus	27.2	Trachea, bronchus, and lung	22.1
Liver	21.6	Cervix uteri	12.2
Colon	15.9	Colon	12.2
Rectum	12.1	Rectum	9.0
Bladder	8.2	Oesophagus	7.7
Prostate	7.8	Liver	6.9
Pancreas	6.1	Ovary	5.2
Kidney	5.0	Thyroid	5.0
Non-Hodgkin lymphoma	4.8	Non-Hodgkin lymphoma	4.4
Other and unspecified	3.9	Gallbladder etc.	4.4
Brain and nervous system	3.7	Corpus uteri	4.3
Larynx	3.6	Pancreas	3.9
Nasopharynx	3.4	Myeloid leukaemia	2.9
Non-melanoma skin cancer	3.2	Brain and nervous system	2.6
Myeloid leukaemia	3.2	Non-melanoma skin cancer	2.4
Gallbladder etc.	2.7	Bladder	2.1
Thyroid	2.0	Other and unspecified	2.1
Lymphoid leukaemia	1.6	Kidney	2.0
All sites	272.0	All sites	175.5

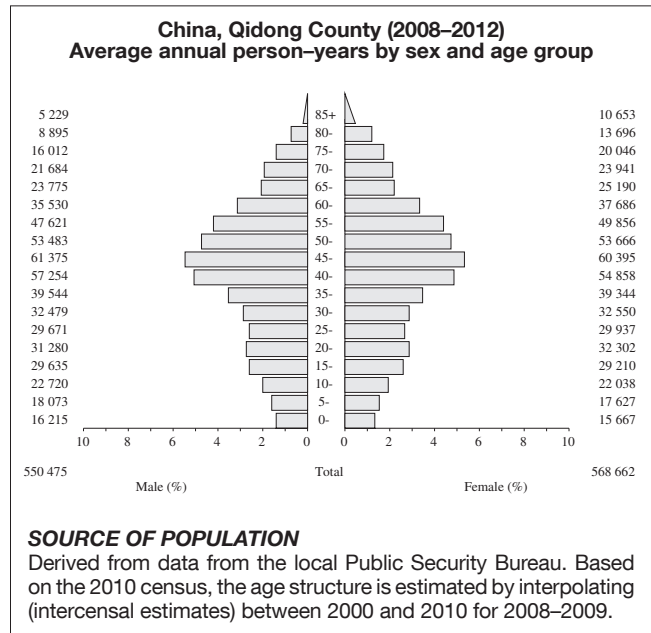
China, Maanshan (2008–2012)

SITE	Male						Female						ICD-10
	No. cases	Freq. (%)	Crude rate (per 100 000)	ASR world	Cum. rates 0-64 (%)	0-74	No. cases	Freq. (%)	Crude rate (per 100 000)	ASR world	Cum. rates 0-64 (%)	0-74	
Lip	5	0.1	0.3	0.2	0.01	0.03	0	0.0	0.0	0.0	0.00	0.00	C00
Tongue	20	0.4	1.2	1.0	0.07	0.13	10	0.3	0.6	0.5	0.05	0.06	C01-02
Mouth	14	0.3	0.9	0.7	0.05	0.06	12	0.3	0.8	0.6	0.01	0.09	C03-06
Salivary glands	14	0.3	0.9	0.8	0.04	0.07	13	0.4	0.8	0.7	0.04	0.08	C07-08
Tonsil	2	0.0	0.1	0.2	0.00	0.01	0	0.0	0.0	0.0	0.00	0.00	C09
Other oropharynx	2	0.0	0.1	0.1	0.01	0.01	0	0.0	0.0	0.0	0.00	0.00	C10
Nasopharynx	72	1.3	4.5	3.4	0.26	0.39	40	1.1	2.6	1.9	0.13	0.22	C11
Hypopharynx	17	0.3	1.1	0.8	0.05	0.09	0	0.0	0.0	0.0	0.00	0.00	C12-13
Pharynx unspecified	0	0.0	0.0	0.0	0.00	0.00	0	0.0	0.0	0.0	0.00	0.00	C14
Oesophagus	539	10.0	33.3	27.2	1.33	3.14	156	4.4	10.0	7.7	0.29	0.76	C15
Stomach	1111	20.5	68.7	54.8	2.63	6.51	463	13.0	29.7	22.5	0.93	2.56	C16
Small intestine	24	0.4	1.5	1.3	0.05	0.15	15	0.4	1.0	0.8	0.04	0.08	C17
Colon	332	6.1	20.5	15.9	0.73	1.87	249	7.0	16.0	12.2	0.55	1.54	C18
Rectum	243	4.5	15.0	12.1	0.62	1.44	185	5.2	11.9	9.0	0.51	1.03	C19-20
Anus	8	0.1	0.5	0.4	0.02	0.04	1	0.0	0.1	0.0	0.00	0.01	C21
Liver	445	8.2	27.5	21.6	1.22	2.32	139	3.9	8.9	6.9	0.27	0.84	C22
Gallbladder etc.	54	1.0	3.3	2.7	0.12	0.31	89	2.5	5.7	4.4	0.15	0.46	C23-24
Pancreas	120	2.2	7.4	6.1	0.18	0.73	84	2.4	5.4	3.9	0.14	0.41	C25
Nose, sinuses etc.	10	0.2	0.6	0.5	0.03	0.05	6	0.2	0.4	0.3	0.02	0.04	C30-31
Larynx	76	1.4	4.7	3.6	0.17	0.47	5	0.1	0.3	0.2	0.01	0.04	C32
Trachea, bronchus, and lung	1343	24.8	83.0	66.8	2.49	7.58	454	12.7	29.1	22.1	1.09	2.54	C33-34
Other thoracic organs	12	0.2	0.7	0.6	0.02	0.06	5	0.1	0.3	0.2	0.01	0.03	C37-38
Bone	16	0.3	1.0	0.8	0.05	0.09	13	0.4	0.8	0.7	0.04	0.04	C40-41
Melanoma of skin	11	0.2	0.7	0.5	0.03	0.06	16	0.4	1.0	0.8	0.05	0.10	C43
Other skin	63		3.9	3.2	0.11	0.31	49		3.1	2.4	0.07	0.25	C44
Mesothelioma	2	0.0	0.1	0.1	0.01	0.02	4	0.1	0.3	0.2	0.02	0.02	C45
Kaposi sarcoma	0	0.0	0.0	0.0	0.00	0.00	0	0.0	0.0	0.0	0.00	0.00	C46
Connective and soft tissue	17	0.3	1.1	0.9	0.05	0.10	14	0.4	0.9	0.7	0.06	0.08	C47+C49
Breast	2	0.0	0.1	0.1	0.01	0.01	592	16.6	38.0	28.1	2.20	3.06	C50
Vulva							5	0.1	0.3	0.2	0.00	0.03	C51
Vagina							6	0.2	0.4	0.3	0.01	0.05	C52
Cervix uteri							264	7.4	16.9	12.2	0.97	1.18	C53
Corpus uteri							88	2.5	5.6	4.3	0.38	0.52	C54
Uterus unspecified							13	0.4	0.8	0.6	0.02	0.06	C55
Ovary							108	3.0	6.9	5.2	0.38	0.58	C56
Other female genital organs							8	0.2	0.5	0.4	0.03	0.05	C57
Placenta							6	0.2	0.4	0.3	0.02	0.02	C58
Penis	12	0.2	0.7	0.6	0.03	0.06							C60
Prostate	148	2.7	9.2	7.8	0.14	0.72							C61
Testis	6	0.1	0.4	0.4	0.03	0.03							C62
Other male genital organs	3	0.1	0.2	0.2	0.01	0.02							C63
Kidney	100	1.8	6.2	5.0	0.31	0.57	42	1.2	2.7	2.0	0.10	0.26	C64
Renal pelvis	8	0.1	0.5	0.4	0.02	0.05	6	0.2	0.4	0.3	0.01	0.03	C65
Ureter	4	0.1	0.2	0.2	0.01	0.03	4	0.1	0.3	0.2	0.00	0.02	C66
Bladder	162	3.0	10.0	8.2	0.31	0.81	43	1.2	2.8	2.1	0.11	0.32	C67
Other urinary organs	5	0.1	0.3	0.3	0.02	0.03	2	0.1	0.1	0.1	0.00	0.00	C68
Eye	1	0.0	0.1	0.1	0.00	0.01	2	0.1	0.1	0.1	0.00	0.01	C69
Brain and nervous system	73	1.3	4.5	3.7	0.25	0.38	49	1.4	3.1	2.6	0.15	0.27	C70-72
Thyroid	44	0.8	2.7	2.0	0.15	0.21	103	2.9	6.6	5.0	0.36	0.49	C73
Adrenal gland	3	0.1	0.2	0.1	0.00	0.01	3	0.1	0.2	0.2	0.00	0.02	C74
Other endocrine	2	0.0	0.1	0.1	0.00	0.02	2	0.1	0.1	0.1	0.00	0.01	C75
Hodgkin lymphoma	5	0.1	0.3	0.3	0.01	0.02	1	0.0	0.1	0.1	0.00	0.00	C81
Non-Hodgkin lymphoma	101	1.9	6.2	4.8	0.26	0.63	88	2.5	5.6	4.4	0.27	0.53	C82-86,C96
Immunoproliferative diseases	5	0.1	0.3	0.2	0.01	0.01	5	0.1	0.3	0.2	0.01	0.03	C88
Multiple myeloma	27	0.5	1.7	1.4	0.05	0.15	23	0.6	1.5	1.1	0.07	0.16	C90
Lymphoid leukaemia	28	0.5	1.7	1.6	0.08	0.15	16	0.4	1.0	0.9	0.06	0.08	C91
Myeloid leukaemia	67	1.2	4.1	3.2	0.21	0.38	57	1.6	3.7	2.9	0.18	0.36	C92-94
Leukaemia unspecified	18	0.3	1.1	0.9	0.06	0.07	11	0.3	0.7	0.5	0.04	0.05	C95
Myeloproliferative disorders	3	0.1	0.2	0.1	0.01	0.02	1	0.0	0.1	0.1	0.01	0.01	MPD
Myelodysplastic syndromes	4	0.1	0.2	0.2	0.01	0.01	2	0.1	0.1	0.1	0.01	0.01	MDS
Other and unspecified	77	1.4	4.8	3.9	0.16	0.38	44	1.2	2.8	2.1	0.07	0.23	O&U
All sites	5480		338.8	272.0	12.48	30.82	3616		232.1	175.5	9.93	19.72	C00-96
All sites except C44	5417	100.0	334.9	268.8	12.37	30.51	3567	100.0	229.0	173.1	9.86	19.47	C00-96 exc. C44

China, Qidong County

CONTRIBUTORS

Jian-Guo Chen
Jian Zhu
Yong-Hui Zhang
Yong-Sheng Chen
Lu-Lu Ding



20 major cancers, ASR (World) per 100 000

<i>Male</i>		<i>Female</i>	
Liver	60.9	Liver	21.5
Trachea, bronchus, and lung	53.9	Trachea, bronchus, and lung	19.6
Stomach	27.3	Breast	18.1
Rectum	10.7	Stomach	12.8
Pancreas	9.1	Rectum	7.8
Oesophagus	9.0	Pancreas	6.4
Bladder	7.0	Cervix uteri	6.4
Colon	5.3	Colon	4.7
Prostate	5.0	Brain and nervous system	3.9
Brain and nervous system	4.7	Ovary	3.3
Non-Hodgkin lymphoma	4.0	Non-Hodgkin lymphoma	3.1
Nasopharynx	2.5	Oesophagus	3.0
Leukaemia unspecified	2.4	Corpus uteri	2.5
Multiple myeloma	2.2	Uterus unspecified	2.4
Gallbladder etc.	1.8	Gallbladder etc.	2.2
Myeloid leukaemia	1.7	Thyroid	2.1
Non-melanoma skin cancer	1.6	Leukaemia unspecified	2.1
Kidney	1.6	Bladder	1.5
Larynx	1.4	Non-melanoma skin cancer	1.2
Lymphoid leukaemia	1.3	Myeloid leukaemia	1.2
All sites	220.0	All sites	133.6

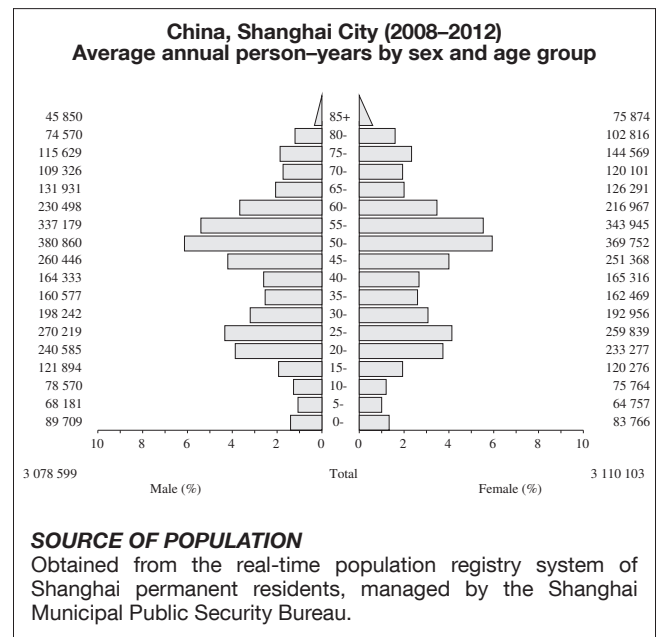
China, Qidong County (2008–2012)

SITE	Male						Female						ICD-10
	No. cases	Freq. (%)	Crude rate (per 100 000)	ASR world	Cum. rates 0-64 (%)	0-74	No. cases	Freq. (%)	Crude rate (per 100 000)	ASR world	Cum. rates 0-64 (%)	0-74	
Lip	4	0.0	0.1	0.1	0.00	0.01	2	0.0	0.1	0.0	0.00	0.00	C00
Tongue	9	0.1	0.3	0.2	0.01	0.02	9	0.1	0.3	0.2	0.01	0.02	C01-02
Mouth	21	0.2	0.8	0.4	0.02	0.05	15	0.2	0.5	0.3	0.02	0.03	C03-06
Salivary glands	12	0.1	0.4	0.2	0.01	0.02	15	0.2	0.5	0.3	0.02	0.03	C07-08
Tonsil	1	0.0	0.0	0.0	0.00	0.00	2	0.0	0.1	0.0	0.00	0.01	C09
Other oropharynx	3	0.0	0.1	0.1	0.00	0.01	1	0.0	0.0	0.0	0.00	0.00	C10
Nasopharynx	118	1.0	4.3	2.5	0.18	0.26	52	0.7	1.8	0.9	0.07	0.09	C11
Hypopharynx	3	0.0	0.1	0.1	0.01	0.01	0	0.0	0.0	0.0	0.00	0.00	C12-13
Pharynx unspecified	0	0.0	0.0	0.0	0.00	0.00	1	0.0	0.0	0.0	0.00	0.00	C14
Oesophagus	500	4.3	18.2	9.0	0.37	1.11	224	2.9	7.9	3.0	0.09	0.31	C15
Stomach	1489	12.9	54.1	27.3	1.26	3.30	817	10.7	28.7	12.8	0.66	1.38	C16
Small intestine	20	0.2	0.7	0.3	0.02	0.04	17	0.2	0.6	0.3	0.02	0.04	C17
Colon	295	2.6	10.7	5.3	0.22	0.66	305	4.0	10.7	4.7	0.23	0.55	C18
Rectum	582	5.0	21.1	10.7	0.55	1.28	517	6.7	18.2	7.8	0.34	0.92	C19-20
Anus	6	0.1	0.2	0.1	0.00	0.01	1	0.0	0.0	0.0	0.00	0.00	C21
Liver	3066	26.6	111.4	60.9	4.53	6.69	1221	15.9	42.9	21.5	1.46	2.47	C22
Gallbladder etc.	101	0.9	3.7	1.8	0.08	0.19	145	1.9	5.1	2.2	0.10	0.24	C23-24
Pancreas	496	4.3	18.0	9.1	0.41	1.14	437	5.7	15.4	6.4	0.25	0.75	C25
Nose, sinuses etc.	13	0.1	0.5	0.3	0.01	0.04	8	0.1	0.3	0.1	0.01	0.02	C30-31
Larynx	73	0.6	2.7	1.4	0.08	0.20	8	0.1	0.3	0.1	0.01	0.02	C32
Trachea, bronchus, and lung	2982	25.8	108.3	53.9	2.21	6.60	1237	16.1	43.5	19.6	0.98	2.37	C33-34
Other thoracic organs	23	0.2	0.8	0.6	0.04	0.06	14	0.2	0.5	0.2	0.02	0.02	C37-38
Bone	35	0.3	1.3	0.7	0.05	0.07	32	0.4	1.1	0.6	0.03	0.07	C40-41
Melanoma of skin	22	0.2	0.8	0.4	0.02	0.04	14	0.2	0.5	0.3	0.02	0.03	C43
Other skin	83		3.0	1.6	0.07	0.15	104		3.7	1.2	0.02	0.09	C44
Mesothelioma	0	0.0	0.0	0.0	0.00	0.00	0	0.0	0.0	0.0	0.00	0.00	C45
Kaposi sarcoma	0	0.0	0.0	0.0	0.00	0.00	0	0.0	0.0	0.0	0.00	0.00	C46
Connective and soft tissue	15	0.1	0.5	0.3	0.02	0.04	12	0.2	0.4	0.3	0.02	0.02	C47+C49
Breast	7	0.1	0.3	0.1	0.01	0.02	932	12.2	32.8	18.1	1.44	1.96	C50
Vulva							7	0.1	0.2	0.1	0.01	0.02	C51
Vagina							3	0.0	0.1	0.1	0.00	0.01	C52
Cervix uteri							286	3.7	10.1	6.4	0.53	0.58	C53
Corpus uteri							128	1.7	4.5	2.5	0.20	0.29	C54
Uterus unspecified							125	1.6	4.4	2.4	0.18	0.25	C55
Ovary							160	2.1	5.6	3.3	0.26	0.35	C56
Other female genital organs							10	0.1	0.4	0.2	0.01	0.02	C57
Placenta							2	0.0	0.1	0.1	0.00	0.00	C58
Penis	13	0.1	0.5	0.3	0.02	0.03							C60
Prostate	312	2.7	11.3	5.0	0.05	0.53							C61
Testis	10	0.1	0.4	0.3	0.02	0.03							C62
Other male genital organs	2	0.0	0.1	0.0	0.00	0.00							C63
Kidney	79	0.7	2.9	1.6	0.09	0.18	55	0.7	1.9	0.9	0.05	0.11	C64
Renal pelvis	8	0.1	0.3	0.2	0.02	0.02	1	0.0	0.0	0.0	0.00	0.00	C65
Ureter	7	0.1	0.3	0.1	0.00	0.02	4	0.1	0.1	0.1	0.01	0.01	C66
Bladder	394	3.4	14.3	7.0	0.26	0.71	106	1.4	3.7	1.5	0.06	0.16	C67
Other urinary organs	0	0.0	0.0	0.0	0.00	0.00	2	0.0	0.1	0.1	0.00	0.01	C68
Eye	10	0.1	0.4	0.2	0.00	0.02	4	0.1	0.1	0.0	0.00	0.00	C69
Brain and nervous system	207	1.8	7.5	4.7	0.30	0.50	194	2.5	6.8	3.9	0.26	0.43	C70-72
Thyroid	32	0.3	1.2	0.9	0.06	0.10	97	1.3	3.4	2.1	0.16	0.20	C73
Adrenal gland	0	0.0	0.0	0.0	0.00	0.00	0	0.0	0.0	0.0	0.00	0.00	C74
Other endocrine	4	0.0	0.1	0.1	0.00	0.01	7	0.1	0.2	0.2	0.01	0.02	C75
Hodgkin lymphoma	0	0.0	0.0	0.0	0.00	0.00	1	0.0	0.0	0.0	0.00	0.00	C81
Non-Hodgkin lymphoma	203	1.8	7.4	4.0	0.24	0.44	164	2.1	5.8	3.1	0.19	0.36	C82-86,C96
Immunoproliferative diseases	1	0.0	0.0	0.0	0.00	0.00	2	0.0	0.1	0.0	0.00	0.01	C88
Multiple myeloma	116	1.0	4.2	2.2	0.12	0.27	68	0.9	2.4	1.1	0.05	0.16	C90
Lymphoid leukaemia	51	0.4	1.9	1.3	0.09	0.12	29	0.4	1.0	0.7	0.04	0.07	C91
Myeloid leukaemia	66	0.6	2.4	1.7	0.09	0.16	54	0.7	1.9	1.2	0.07	0.12	C92-94
Leukaemia unspecified	99	0.9	3.6	2.4	0.15	0.24	86	1.1	3.0	2.1	0.15	0.20	C95
Myeloproliferative disorders	1	0.0	0.0	0.1	0.00	0.00	2	0.0	0.1	0.1	0.00	0.01	MPD
Myelodysplastic syndromes	2	0.0	0.1	0.0	0.00	0.00	1	0.0	0.0	0.0	0.00	0.00	MDS
Other and unspecified	31	0.3	1.1	0.6	0.03	0.07	25	0.3	0.9	0.4	0.03	0.05	O&U
All sites	11627		422.4	220.0	11.72	25.48	7765		273.1	133.6	8.10	14.86	C00-96
All sites except C44	11544	100.0	419.4	218.4	11.65	25.33	7661	100.0	269.4	132.4	8.08	14.77	C00-96 exc. C44

China, Shanghai City

CONTRIBUTORS

Ying Zheng
 Chunxiao Wu
 Pingping Bao
 Zhezhou Huang
 Minlu Zhang
 Kai Gu
 Yongmei Xiang
 Peng Peng
 Yangming Gong
 Weijian Zhong



20 major cancers, ASR (World) per 100 000

<i>Male</i>		<i>Female</i>	
Trachea, bronchus, and lung	38.6	Breast	41.6
Stomach	22.9	Thyroid	22.0
Liver	18.6	Trachea, bronchus, and lung	19.3
Colon	16.4	Colon	14.2
Prostate	13.5	Stomach	12.1
Rectum	11.9	Rectum	7.7
Kidney	8.0	Ovary	6.4
Pancreas	7.7	Cervix uteri	6.4
Thyroid	7.6	Liver	5.8
Bladder	7.4	Corpus uteri	5.8
Oesophagus	5.5	Pancreas	5.6
Brain and nervous system	4.9	Brain and nervous system	5.2
Non-Hodgkin lymphoma	4.8	Gallbladder etc.	3.9
Other and unspecified	3.8	Non-Hodgkin lymphoma	3.7
Nasopharynx	3.1	Kidney	3.7
Gallbladder etc.	3.0	Other and unspecified	3.5
Larynx	2.3	Bladder	2.0
Myeloid leukaemia	2.2	Myeloid leukaemia	1.9
Non-melanoma skin cancer	2.1	Non-melanoma skin cancer	1.8
Lymphoid leukaemia	2.0	Oesophagus	1.4
All sites	202.9	All sites	189.4

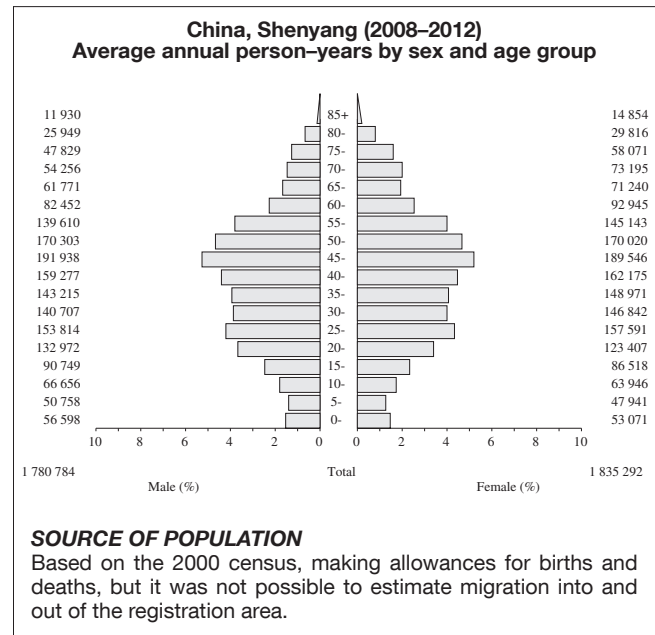
China, Shanghai City (2008–2012)

SITE	Male						Female						ICD-10
	No. cases	Freq. (%)	Crude rate (per 100 000)	ASR world	Cum. rates 0-64 (%)	0-74 (%)	No. cases	Freq. (%)	Crude rate (per 100 000)	ASR world	Cum. rates 0-64 (%)	0-74 (%)	
Lip	14	0.0	0.1	0.0	0.00	0.00	21	0.0	0.1	0.0	0.00	0.00	C00
Tongue	201	0.3	1.3	0.6	0.05	0.07	191	0.3	1.2	0.5	0.03	0.06	C01-02
Mouth	266	0.4	1.7	0.8	0.05	0.09	223	0.4	1.4	0.6	0.03	0.07	C03-06
Salivary glands	212	0.3	1.4	0.8	0.05	0.08	127	0.2	0.8	0.5	0.03	0.05	C07-08
Tonsil	32	0.0	0.2	0.1	0.01	0.01	15	0.0	0.1	0.0	0.00	0.00	C09
Other oropharynx	66	0.1	0.4	0.2	0.02	0.02	8	0.0	0.1	0.0	0.00	0.00	C10
Nasopharynx	857	1.3	5.6	3.1	0.24	0.33	299	0.5	1.9	1.0	0.08	0.11	C11
Hypopharynx	98	0.1	0.6	0.3	0.02	0.03	6	0.0	0.0	0.0	0.00	0.00	C12-13
Pharynx unspecified	38	0.1	0.2	0.1	0.01	0.01	5	0.0	0.0	0.0	0.00	0.00	C14
Oesophagus	2047	3.0	13.3	5.5	0.31	0.61	752	1.2	4.8	1.4	0.03	0.14	C15
Stomach	8201	12.0	53.3	22.9	1.15	2.66	4716	7.5	30.3	12.1	0.64	1.33	C16
Small intestine	333	0.5	2.2	0.9	0.05	0.11	305	0.5	2.0	0.9	0.05	0.10	C17
Colon	5903	8.7	38.3	16.4	0.72	1.90	5745	9.2	36.9	14.2	0.66	1.68	C18
Rectum	4087	6.0	26.6	11.9	0.66	1.43	2943	4.7	18.9	7.7	0.44	0.90	C19-20
Anus	62	0.1	0.4	0.2	0.01	0.02	59	0.1	0.4	0.1	0.01	0.01	C21
Liver	6088	8.9	39.6	18.6	1.22	2.08	2474	4.0	15.9	5.8	0.26	0.63	C22
Gallbladder etc.	1138	1.7	7.4	3.0	0.12	0.33	1861	3.0	12.0	3.9	0.13	0.41	C23-24
Pancreas	2770	4.1	18.0	7.7	0.36	0.89	2468	3.9	15.9	5.6	0.21	0.63	C25
Nose, sinuses etc.	140	0.2	0.9	0.4	0.03	0.04	60	0.1	0.4	0.2	0.01	0.02	C30-31
Larynx	809	1.2	5.3	2.3	0.14	0.27	44	0.1	0.3	0.1	0.00	0.01	C32
Trachea, bronchus, and lung	14178	20.8	92.1	38.6	1.79	4.47	7671	12.3	49.3	19.3	0.97	2.27	C33-34
Other thoracic organs	312	0.5	2.0	1.1	0.07	0.11	238	0.4	1.5	0.7	0.05	0.08	C37-38
Bone	246	0.4	1.6	1.0	0.06	0.09	238	0.4	1.5	0.9	0.06	0.08	C40-41
Melanoma of skin	131	0.2	0.9	0.4	0.02	0.04	124	0.2	0.8	0.4	0.02	0.04	C43
Other skin	719		4.7	2.1	0.10	0.23	679		4.4	1.8	0.10	0.19	C44
Mesothelioma	45	0.1	0.3	0.1	0.01	0.01	38	0.1	0.2	0.1	0.01	0.01	C45
Kaposi sarcoma	1	0.0	0.0	0.0	0.00	0.00	1	0.0	0.0	0.0	0.00	0.00	C46
Connective and soft tissue	349	0.5	2.3	1.4	0.09	0.14	297	0.5	1.9	1.1	0.07	0.10	C47+C49
Breast	81	0.1	0.5	0.2	0.01	0.03	12223	19.6	78.6	41.6	3.21	4.64	C50
Vulva							133	0.2	0.9	0.4	0.02	0.04	C51
Vagina							41	0.1	0.3	0.1	0.01	0.02	C52
Cervix uteri							1500	2.4	9.6	6.4	0.52	0.60	C53
Corpus uteri							1819	2.9	11.7	5.8	0.46	0.67	C54
Uterus unspecified							346	0.6	2.2	1.1	0.07	0.12	C55
Ovary							1846	3.0	11.9	6.4	0.49	0.67	C56
Other female genital organs							133	0.2	0.9	0.4	0.03	0.05	C57
Placenta							3	0.0	0.0	0.0	0.00	0.00	C58
Penis	125	0.2	0.8	0.4	0.02	0.04							C60
Prostate	5347	7.8	34.7	13.5	0.25	1.55							C61
Testis	146	0.2	0.9	0.9	0.06	0.07							C62
Other male genital organs	105	0.2	0.7	0.3	0.01	0.04							C63
Kidney	2372	3.5	15.4	8.0	0.54	0.92	1151	1.8	7.4	3.7	0.24	0.42	C64
Renal pelvis	182	0.3	1.2	0.5	0.03	0.06	134	0.2	0.9	0.3	0.01	0.03	C65
Ureter	202	0.3	1.3	0.5	0.02	0.07	146	0.2	0.9	0.3	0.01	0.04	C66
Bladder	2718	4.0	17.7	7.4	0.33	0.80	903	1.4	5.8	2.0	0.09	0.21	C67
Other urinary organs	30	0.0	0.2	0.1	0.00	0.01	25	0.0	0.2	0.1	0.00	0.01	C68
Eye	23	0.0	0.1	0.2	0.01	0.01	22	0.0	0.1	0.2	0.01	0.01	C69
Brain and nervous system	1293	1.9	8.4	4.9	0.30	0.49	1568	2.5	10.1	5.2	0.32	0.54	C70-72
Thyroid	1685	2.5	10.9	7.6	0.61	0.71	4994	8.0	32.1	22.0	1.80	2.07	C73
Adrenal gland	48	0.1	0.3	0.2	0.01	0.02	37	0.1	0.2	0.2	0.01	0.01	C74
Other endocrine	262	0.4	1.7	1.0	0.07	0.11	284	0.5	1.8	1.1	0.08	0.12	C75
Hodgkin lymphoma	67	0.1	0.4	0.4	0.02	0.03	46	0.1	0.3	0.3	0.02	0.02	C81
Non-Hodgkin lymphoma	1451	2.1	9.4	4.8	0.26	0.53	1219	2.0	7.8	3.7	0.21	0.41	C82-86,C96
Immunoproliferative diseases	32	0.0	0.2	0.1	0.00	0.01	12	0.0	0.1	0.0	0.00	0.00	C88
Multiple myeloma	502	0.7	3.3	1.4	0.07	0.17	325	0.5	2.1	0.8	0.04	0.10	C90
Lymphoid leukaemia	285	0.4	1.9	2.0	0.10	0.14	240	0.4	1.5	1.4	0.07	0.10	C91
Myeloid leukaemia	569	0.8	3.7	2.2	0.13	0.21	483	0.8	3.1	1.9	0.11	0.18	C92-94
Leukaemia unspecified	234	0.3	1.5	0.7	0.03	0.07	172	0.3	1.1	0.5	0.02	0.04	C95
Myeloproliferative disorders	66	0.1	0.4	0.2	0.01	0.02	53	0.1	0.3	0.1	0.01	0.02	MPD
Myelodysplastic syndromes	348	0.5	2.3	1.0	0.04	0.10	268	0.4	1.7	0.7	0.03	0.07	MDS
Other and unspecified	1398	2.1	9.1	3.8	0.16	0.36	1444	2.3	9.3	3.5	0.14	0.33	O&U
All sites	68914		447.7	202.9	10.47	22.67	63178		406.3	189.4	11.94	20.49	C00-96
All sites except C44	68195	100.0	443.0	200.9	10.36	22.43	62499	100.0	401.9	187.6	11.85	20.29	C00-96 exc. C44

China, Shenyang

CONTRIBUTORS

Chunqing Zhang
Xun Li
Yi Lv
Shoulan Dong
Jing He
Ying Wu
Nan Sun
Wei Li



NOTES ON THE DATA

†C67 (bladder cancer) includes neoplasms of uncertain or unknown behaviour together with invasive cancers.

20 major cancers, ASR (World) per 100 000

<i>Male</i>		<i>Female</i>	
Trachea, bronchus, and lung	52.7	Breast	38.3
Stomach	18.6	Trachea, bronchus, and lung	28.4
Liver	18.3	Colon	10.6
Rectum	14.7	Cervix uteri	10.4
Colon	12.6	Rectum	9.1
Oesophagus	9.0	Stomach	7.7
Bladder	7.6	Ovary	6.6
Pancreas	5.7	Liver	6.1
Kidney	5.0	Corpus uteri	5.0
Prostate	4.2	Pancreas	3.7
Other and unspecified	3.8	Thyroid	3.4
Brain and nervous system	2.9	Other and unspecified	2.9
Larynx	2.6	Kidney	2.5
Gallbladder etc.	2.4	Brain and nervous system	2.5
Non-Hodgkin lymphoma	2.3	Gallbladder etc.	2.1
Leukaemia unspecified	1.5	Bladder	2.0
Lymphoid leukaemia	1.5	Non-Hodgkin lymphoma	1.8
Nasopharynx	1.4	Oesophagus	1.3
Non-melanoma skin cancer	1.4	Leukaemia unspecified	1.3
Bone	1.3	Myeloid leukaemia	1.3
All sites	182.9	All sites	158.4

China, Shenyang (2008–2012)

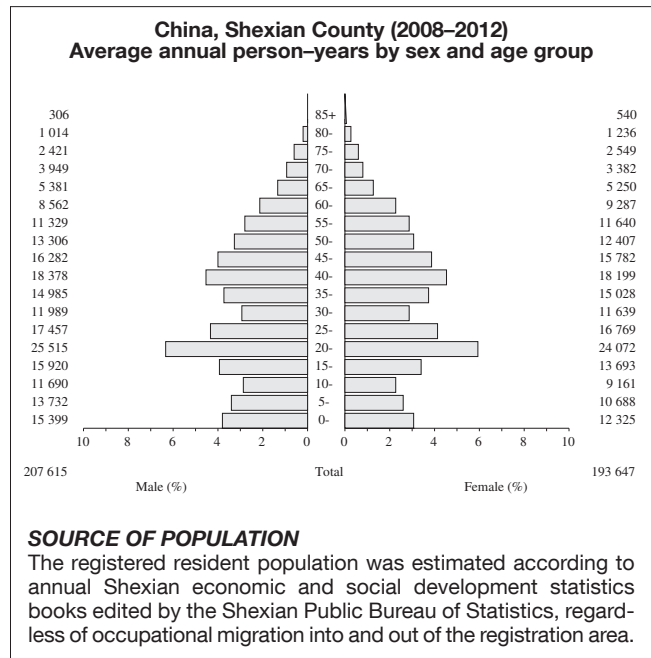
SITE	Male						Female						ICD-10
	No. cases	Freq. (%)	Crude rate (per 100 000)	ASR world	Cum. rates 0-64 (%)	0-74 (%)	No. cases	Freq. (%)	Crude rate (per 100 000)	ASR world	Cum. rates 0-64 (%)	0-74 (%)	
Lip	11	0.0	0.1	0.1	0.01	0.01	10	0.0	0.1	0.1	0.00	0.01	C00
Tongue	54	0.2	0.6	0.4	0.02	0.04	38	0.1	0.4	0.2	0.01	0.03	C01-02
Mouth	88	0.3	1.0	0.6	0.04	0.07	63	0.2	0.7	0.4	0.02	0.04	C03-06
Salivary glands	48	0.2	0.5	0.3	0.02	0.04	40	0.2	0.4	0.3	0.02	0.03	C07-08
Tonsil	28	0.1	0.3	0.2	0.01	0.02	7	0.0	0.1	0.0	0.00	0.00	C09
Other oropharynx	50	0.2	0.6	0.3	0.03	0.03	8	0.0	0.1	0.0	0.00	0.00	C10
Nasopharynx	206	0.8	2.3	1.4	0.11	0.15	85	0.3	0.9	0.6	0.04	0.06	C11
Hypopharynx	111	0.4	1.2	0.8	0.06	0.09	7	0.0	0.1	0.0	0.00	0.00	C12-13
Pharynx unspecified	28	0.1	0.3	0.2	0.02	0.02	4	0.0	0.0	0.0	0.00	0.00	C14
Oesophagus	1356	5.0	15.2	9.0	0.57	1.01	249	1.0	2.7	1.3	0.04	0.15	C15
Stomach	2834	10.5	31.8	18.6	0.99	2.13	1318	5.1	14.4	7.7	0.41	0.90	C16
Small intestine	152	0.6	1.7	1.0	0.06	0.12	128	0.5	1.4	0.7	0.04	0.09	C17
Colon	1912	7.1	21.5	12.6	0.61	1.48	1856	7.2	20.2	10.6	0.49	1.25	C18
Rectum	2195	8.1	24.7	14.7	0.88	1.75	1552	6.1	16.9	9.1	0.51	1.11	C19-20
Anus	23	0.1	0.3	0.2	0.01	0.02	13	0.1	0.1	0.1	0.00	0.01	C21
Liver	2735	10.1	30.7	18.3	1.14	2.11	1109	4.3	12.1	6.1	0.26	0.66	C22
Gallbladder etc.	373	1.4	4.2	2.4	0.11	0.25	389	1.5	4.2	2.1	0.09	0.27	C23-24
Pancreas	864	3.2	9.7	5.7	0.28	0.64	655	2.6	7.1	3.7	0.16	0.44	C25
Nose, sinuses etc.	38	0.1	0.4	0.3	0.02	0.03	23	0.1	0.3	0.2	0.01	0.02	C30-31
Larynx	367	1.4	4.1	2.6	0.16	0.31	56	0.2	0.6	0.3	0.01	0.04	C32
Trachea, bronchus, and lung	7987	29.6	89.7	52.7	2.59	6.18	5168	20.2	56.3	28.4	1.13	3.29	C33-34
Other thoracic organs	145	0.5	1.6	1.1	0.07	0.11	123	0.5	1.3	0.8	0.05	0.07	C37-38
Bone	170	0.6	1.9	1.3	0.07	0.14	165	0.6	1.8	1.1	0.06	0.11	C40-41
Melanoma of skin	45	0.2	0.5	0.4	0.02	0.04	22	0.1	0.2	0.1	0.01	0.02	C43
Other skin	202		2.3	1.4	0.07	0.15	176		1.9	1.1	0.05	0.11	C44
Mesothelioma	33	0.1	0.4	0.2	0.01	0.02	19	0.1	0.2	0.1	0.01	0.01	C45
Kaposi sarcoma	0	0.0	0.0	0.0	0.00	0.00	1	0.0	0.0	0.0	0.00	0.00	C46
Connective and soft tissue	108	0.4	1.2	0.8	0.05	0.08	78	0.3	0.9	0.6	0.03	0.06	C47+C49
Breast	49	0.2	0.6	0.3	0.02	0.04	5882	22.9	64.1	38.3	3.15	4.19	C50
Vulva							55	0.2	0.6	0.3	0.01	0.04	C51
Vagina							30	0.1	0.3	0.2	0.01	0.02	C52
Cervix uteri							1553	6.1	16.9	10.4	0.89	1.03	C53
Corpus uteri							768	3.0	8.4	5.0	0.44	0.58	C54
Uterus unspecified							113	0.4	1.2	0.7	0.06	0.07	C55
Ovary							996	3.9	10.9	6.6	0.50	0.72	C56
Other female genital organs							61	0.2	0.7	0.4	0.03	0.04	C57
Placenta							4	0.0	0.0	0.0	0.00	0.00	C58
Penis	63	0.2	0.7	0.4	0.02	0.04							C60
Prostate	703	2.6	7.9	4.2	0.08	0.40							C61
Testis	72	0.3	0.8	0.6	0.05	0.05							C62
Other male genital organs	20	0.1	0.2	0.1	0.01	0.02							C63
Kidney	723	2.7	8.1	5.0	0.32	0.57	402	1.6	4.4	2.5	0.14	0.29	C64
Renal pelvis	75	0.3	0.8	0.5	0.02	0.06	70	0.3	0.8	0.4	0.01	0.05	C65
Ureter	95	0.4	1.1	0.6	0.01	0.07	85	0.3	0.9	0.5	0.02	0.06	C66
†Bladder	1162	4.3	13.1	7.6	0.30	0.85	367	1.4	4.0	2.0	0.08	0.23	C67
Other urinary organs	28	0.1	0.3	0.2	0.01	0.02	7	0.0	0.1	0.0	0.00	0.01	C68
Eye	18	0.1	0.2	0.2	0.01	0.01	22	0.1	0.2	0.2	0.01	0.02	C69
Brain and nervous system	362	1.3	4.1	2.9	0.17	0.28	335	1.3	3.7	2.5	0.17	0.25	C70-72
Thyroid	168	0.6	1.9	1.2	0.09	0.12	471	1.8	5.1	3.4	0.26	0.33	C73
Adrenal gland	14	0.1	0.2	0.1	0.01	0.01	12	0.0	0.1	0.1	0.00	0.01	C74
Other endocrine	7	0.0	0.1	0.1	0.00	0.01	16	0.1	0.2	0.1	0.01	0.01	C75
Hodgkin lymphoma	43	0.2	0.5	0.4	0.02	0.03	37	0.1	0.4	0.3	0.02	0.03	C81
Non-Hodgkin lymphoma	317	1.2	3.6	2.3	0.15	0.26	266	1.0	2.9	1.8	0.13	0.19	C82-86,C96
Immunoproliferative diseases	4	0.0	0.0	0.0	0.00	0.00	5	0.0	0.1	0.0	0.00	0.00	C88
Multiple myeloma	116	0.4	1.3	0.8	0.06	0.10	99	0.4	1.1	0.7	0.05	0.08	C90
Lymphoid leukaemia	82	0.3	0.9	1.5	0.07	0.09	49	0.2	0.5	0.8	0.04	0.05	C91
Myeloid leukaemia	154	0.6	1.7	1.2	0.07	0.12	133	0.5	1.4	1.3	0.08	0.11	C92-94
Leukaemia unspecified	173	0.6	1.9	1.5	0.08	0.14	158	0.6	1.7	1.3	0.07	0.12	C95
Myeloproliferative disorders	1	0.0	0.0	0.0	0.00	0.00	0	0.0	0.0	0.0	0.00	0.00	MPD
Myelodysplastic syndromes	2	0.0	0.0	0.0	0.00	0.00	2	0.0	0.0	0.0	0.00	0.00	MDS
Other and unspecified	566	2.1	6.4	3.8	0.20	0.42	459	1.8	5.0	2.9	0.16	0.30	O&U
All sites	27180		305.3	182.9	9.82	20.78	25819		281.4	158.4	9.81	17.62	C00-96
All sites except C44	26978	100.0	303.0	181.5	9.75	20.63	25643	100.0	279.4	157.4	9.76	17.52	C00-96 exc. C44

† See note following population pyramid

China, Shexian County

CONTRIBUTORS

Baoen Shan
Denggui Wen
Yongwei Li
Aibing Zhang
Shubin Zhang
Xiaoping Zhang
Xiaoyan Niu
Weijun Fan
Fuzhi Zhang
Mishun Su



NOTES ON THE DATA

*Possible underascertainment in the elderly.

20 major cancers, ASR (World) per 100 000

<i>Male</i>		<i>Female</i>	
Stomach	151.9	Stomach	58.7
Oesophagus	77.6	Oesophagus	38.1
Trachea, bronchus, and lung	29.1	Cervix uteri	27.2
Liver	23.6	Breast	15.2
Rectum	11.8	Trachea, bronchus, and lung	12.4
Colon	7.3	Liver	9.0
Non-Hodgkin lymphoma	6.2	Colon	4.7
Brain and nervous system	4.9	Brain and nervous system	4.7
Larynx	3.7	Rectum	4.6
Bladder	3.2	Non-Hodgkin lymphoma	2.9
Bone	3.1	Ovary	2.8
Pancreas	2.6	Corpus uteri	2.5
Gallbladder etc.	2.0	Thyroid	2.0
Other and unspecified	1.6	Uterus unspecified	1.9
Leukaemia unspecified	1.4	Lymphoid leukaemia	1.7
Nasopharynx	1.4	Gallbladder etc.	1.6
Lymphoid leukaemia	1.4	Leukaemia unspecified	1.5
Myeloid leukaemia	1.3	Pancreas	1.3
Kidney	1.3	Bone	1.2
Prostate	1.2	Myeloid leukaemia	1.1
All sites	343.8	All sites	202.1

*China, Shexian County (2008–2012)

SITE	Male						Female						ICD-10
	§No. cases	Freq. (%)	Crude rate (per 100 000)	ASR world	Cum. rates (%)		§No. cases	Freq. (%)	Crude rate (per 100 000)	ASR world	Cum. rates (%)		
Lip	1	0.0	0.1	0.1	0.00	0.00	1	0.0	0.1	0.1	0.00	0.03	C00
Tongue	3	0.1	0.3	0.3	0.01	0.01	4	0.2	0.4	0.4	0.02	0.04	C01-02
Mouth	7	0.2	0.7	0.6	0.06	0.06	5	0.2	0.5	0.5	0.01	0.09	C03-06
Salivary glands	1	0.0	0.1	0.0	0.00	0.00	1	0.0	0.1	0.1	0.01	0.01	C07-08
Tonsil	1	0.0	0.1	0.0	0.00	0.00	1	0.0	0.1	0.1	0.01	0.01	C09
Other oropharynx	1	0.0	0.1	0.1	0.01	0.01	1	0.0	0.1	0.1	0.01	0.01	C10
Nasopharynx	17	0.4	1.6	1.4	0.10	0.20	3	0.1	0.3	0.3	0.02	0.05	C11
Hypopharynx	2	0.1	0.2	0.2	0.01	0.03	1	0.0	0.1	0.1	0.01	0.01	C12-13
Pharynx unspecified	1	0.0	0.1	0.1	0.01	0.01	0	0.0	0.0	0.0	0.00	0.00	C14
Oesophagus	865	22.5	83.3	77.6	4.50	9.86	425	18.5	43.9	38.1	2.01	4.79	C15
Stomach	1702	44.3	164.0	151.9	9.65	19.14	656	28.6	67.8	58.7	3.26	7.50	C16
Small intestine	3	0.1	0.3	0.2	0.02	0.02	1	0.0	0.1	0.1	0.01	0.01	C17
Colon	82	2.1	7.9	7.3	0.50	0.80	53	2.3	5.5	4.7	0.28	0.61	C18
Rectum	134	3.5	12.9	11.8	0.71	1.54	52	2.3	5.4	4.6	0.27	0.54	C19-20
Anus	3	0.1	0.3	0.2	0.02	0.02	1	0.0	0.1	0.1	0.00	0.00	C21
Liver	269	7.0	25.9	23.6	1.55	2.98	100	4.4	10.3	9.0	0.46	1.05	C22
Gallbladder etc.	20	0.5	1.9	2.0	0.10	0.24	19	0.8	2.0	1.6	0.12	0.23	C23-24
Pancreas	29	0.8	2.8	2.6	0.16	0.39	14	0.6	1.4	1.3	0.07	0.21	C25
Nose, sinuses etc.	3	0.1	0.3	0.4	0.01	0.01	1	0.0	0.1	0.1	0.01	0.01	C30-31
Larynx	43	1.1	4.1	3.7	0.29	0.47	7	0.3	0.7	0.6	0.03	0.10	C32
Trachea, bronchus, and lung	328	8.5	31.6	29.1	1.73	3.70	141	6.1	14.6	12.4	0.70	1.45	C33-34
Other thoracic organs	5	0.1	0.5	0.5	0.02	0.05	5	0.2	0.5	0.5	0.02	0.04	C37-38
Bone	32	0.8	3.1	3.1	0.16	0.41	14	0.6	1.4	1.2	0.09	0.11	C40-41
Melanoma of skin	3	0.1	0.3	0.2	0.03	0.03	1	0.0	0.1	0.1	0.00	0.03	C43
Other skin	4		0.4	0.3	0.02	0.04	3		0.3	0.3	0.01	0.03	C44
Mesothelioma	2	0.1	0.2	0.2	0.00	0.05	0	0.0	0.0	0.0	0.00	0.00	C45
Kaposi sarcoma	0	0.0	0.0	0.0	0.00	0.00	0	0.0	0.0	0.0	0.00	0.00	C46
Connective and soft tissue	2	0.1	0.2	0.2	0.01	0.03	1	0.0	0.1	0.2	0.01	0.01	C47+C49
Breast	3	0.1	0.3	0.3	0.02	0.04	190	8.3	19.6	15.2	1.33	1.63	C50
Vulva							3	0.1	0.3	0.3	0.01	0.04	C51
Vagina							2	0.1	0.2	0.2	0.01	0.04	C52
Cervix uteri							334	14.5	34.5	27.2	2.26	3.15	C53
Corpus uteri							30	1.3	3.1	2.5	0.19	0.23	C54
Uterus unspecified							22	1.0	2.3	1.9	0.14	0.16	C55
Ovary							33	1.4	3.4	2.8	0.22	0.36	C56
Other female genital organs							1	0.0	0.1	0.1	0.00	0.00	C57
Placenta							1	0.0	0.1	0.1	0.00	0.00	C58
Penis	3	0.1	0.3	0.3	0.01	0.05							C60
Prostate	13	0.3	1.3	1.2	0.06	0.14							C61
Testis	3	0.1	0.3	0.3	0.02	0.04							C62
Other male genital organs	1	0.0	0.1	0.1	0.00	0.02							C63
Kidney	14	0.4	1.3	1.3	0.08	0.21	8	0.3	0.8	0.7	0.05	0.10	C64
Renal pelvis	1	0.0	0.1	0.1	0.01	0.01	1	0.0	0.1	0.1	0.01	0.01	C65
Ureter	1	0.0	0.1	0.1	0.01	0.01	1	0.0	0.1	0.1	0.01	0.01	C66
Bladder	30	0.8	2.9	3.2	0.17	0.32	6	0.3	0.6	0.6	0.02	0.08	C67
Other urinary organs	1	0.0	0.1	0.1	0.01	0.01	1	0.0	0.1	0.1	0.00	0.00	C68
Eye	2	0.1	0.2	0.3	0.01	0.01	1	0.0	0.1	0.1	0.00	0.00	C69
Brain and nervous system	55	1.4	5.3	4.9	0.32	0.50	49	2.1	5.1	4.7	0.33	0.50	C70-72
Thyroid	7	0.2	0.7	0.6	0.06	0.06	24	1.0	2.5	2.0	0.18	0.22	C73
Adrenal gland	1	0.0	0.1	0.1	0.01	0.01	1	0.0	0.1	0.1	0.01	0.01	C74
Other endocrine	4	0.1	0.4	0.6	0.03	0.03	1	0.0	0.1	0.1	0.01	0.01	C75
Hodgkin lymphoma	6	0.2	0.6	0.5	0.03	0.07	4	0.2	0.4	0.4	0.04	0.04	C81
Non-Hodgkin lymphoma	68	1.8	6.6	6.2	0.40	0.81	34	1.5	3.5	2.9	0.23	0.33	C82-86,C96
Immunoproliferative diseases	0	0.0	0.0	0.0	0.00	0.00	0	0.0	0.0	0.0	0.00	0.00	C88
Multiple myeloma	3	0.1	0.3	0.3	0.01	0.04	1	0.0	0.1	0.1	0.01	0.01	C90
Lymphoid leukaemia	14	0.4	1.3	1.4	0.09	0.09	11	0.5	1.1	1.7	0.08	0.08	C91
Myeloid leukaemia	16	0.4	1.5	1.3	0.11	0.13	13	0.6	1.3	1.1	0.08	0.12	C92-94
Leukaemia unspecified	14	0.4	1.3	1.4	0.10	0.10	11	0.5	1.1	1.5	0.09	0.09	C95
Myeloproliferative disorders	1	0.0	0.1	0.2	0.01	0.01	0	0.0	0.0	0.0	0.00	0.00	MPD
Myelodysplastic syndromes	0	0.0	0.0	0.0	0.00	0.00	0	0.0	0.0	0.0	0.00	0.00	MDS
Other and unspecified	19	0.5	1.8	1.6	0.15	0.18	6	0.3	0.6	0.5	0.03	0.05	O&U
All sites	3843		370.2	343.8	21.39	43.01	2300		237.5	202.1	12.79	24.23	C00-96
All sites except C44	3839	100.0	369.8	343.5	21.37	42.97	2297	100.0	237.2	201.9	12.77	24.20	C00-96 exc. C44

§Includes 18 cases of unknown age

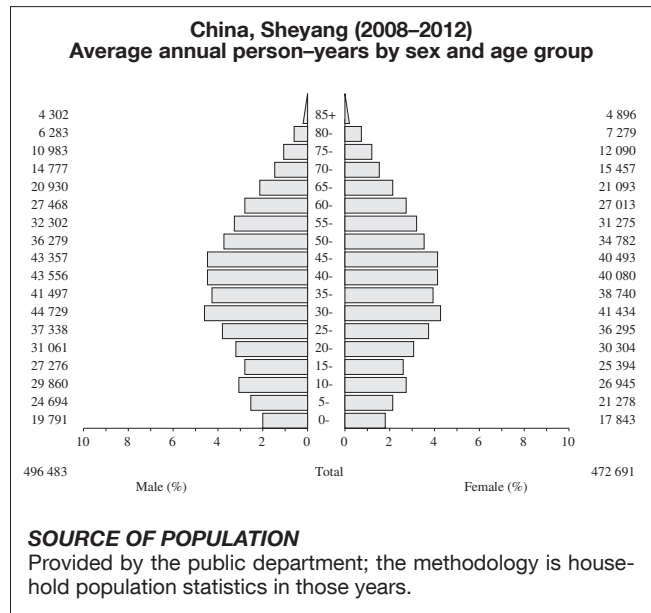
§Includes 10 cases of unknown age

*See note following population pyramid

China, Sheyang

CONTRIBUTORS

Shuguang Dai
Feng Sun
Chunyun Dai
Chunyan Zhao



20 major cancers, ASR (World) per 100 000

<i>Male</i>		<i>Female</i>	
Stomach	49.8	Trachea, bronchus, and lung	23.2
Trachea, bronchus, and lung	44.3	Stomach	20.7
Liver	39.3	Oesophagus	20.1
Oesophagus	35.2	Breast	19.1
Rectum	8.6	Cervix uteri	16.6
Pancreas	6.0	Liver	14.2
Brain and nervous system	5.8	Rectum	7.0
Colon	4.4	Pancreas	5.3
Bladder	4.3	Brain and nervous system	5.0
Non-Hodgkin lymphoma	4.1	Uterus unspecified	3.9
Leukaemia unspecified	3.4	Ovary	3.8
Nasopharynx	2.5	Leukaemia unspecified	3.7
Bone	2.4	Colon	3.4
Prostate	2.1	Non-Hodgkin lymphoma	2.9
Kidney	1.7	Thyroid	2.4
Larynx	1.5	Bone	2.3
Gallbladder etc.	1.3	Corpus uteri	1.9
Other and unspecified	1.1	Gallbladder etc.	1.7
Mouth	1.0	Bladder	1.6
Non-melanoma skin cancer	0.9	Kidney	1.2
All sites	225.9	All sites	168.9

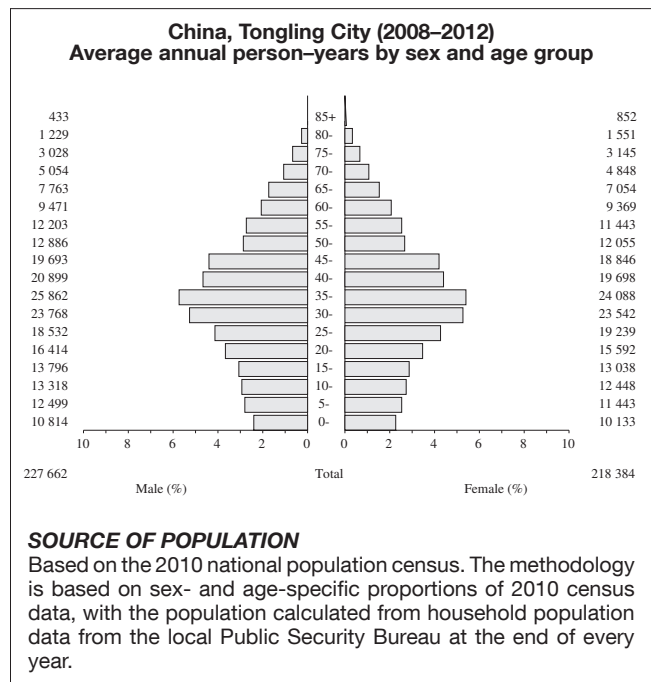
China, Sheyang (2008–2012)

SITE	Male						Female						ICD-10
	No. cases	Freq. (%)	Crude rate (per 100 000)	ASR world	Cum. rates 0-64 (%)	0-74	No. cases	Freq. (%)	Crude rate (per 100 000)	ASR world	Cum. rates 0-64 (%)	0-74	
Lip	5	0.1	0.2	0.1	0.01	0.02	1	0.0	0.0	0.0	0.00	0.00	C00
Tongue	18	0.2	0.7	0.5	0.04	0.05	11	0.2	0.5	0.3	0.02	0.03	C01-02
Mouth	41	0.5	1.7	1.0	0.07	0.12	30	0.5	1.3	0.7	0.04	0.10	C03-06
Salivary glands	9	0.1	0.4	0.2	0.01	0.03	9	0.1	0.4	0.2	0.02	0.03	C07-08
Tonsil	3	0.0	0.1	0.1	0.01	0.01	3	0.0	0.1	0.1	0.01	0.01	C09
Other oropharynx	6	0.1	0.2	0.1	0.01	0.01	3	0.0	0.1	0.1	0.00	0.01	C10
Nasopharynx	95	1.1	3.8	2.5	0.20	0.29	38	0.6	1.6	1.1	0.07	0.12	C11
Hypopharynx	2	0.0	0.1	0.1	0.01	0.01	1	0.0	0.0	0.0	0.00	0.00	C12-13
Pharynx unspecified	9	0.1	0.4	0.2	0.01	0.03	4	0.1	0.2	0.2	0.01	0.01	C14
Oesophagus	1393	16.1	56.1	35.2	1.86	4.57	831	13.0	35.2	20.1	0.87	2.66	C15
Stomach	1955	22.6	78.8	49.8	2.64	6.60	840	13.1	35.5	20.7	1.02	2.62	C16
Small intestine	12	0.1	0.5	0.3	0.02	0.04	18	0.3	0.8	0.5	0.02	0.07	C17
Colon	165	1.9	6.6	4.4	0.29	0.51	132	2.1	5.6	3.4	0.21	0.41	C18
Rectum	338	3.9	13.6	8.6	0.49	1.05	278	4.3	11.8	7.0	0.41	0.83	C19-20
Anus	0	0.0	0.0	0.0	0.00	0.00	1	0.0	0.0	0.0	0.00	0.01	C21
Liver	1466	17.0	59.1	39.3	2.99	4.47	556	8.7	23.5	14.2	0.90	1.63	C22
Gallbladder etc.	53	0.6	2.1	1.3	0.07	0.16	73	1.1	3.1	1.7	0.09	0.21	C23-24
Pancreas	234	2.7	9.4	6.0	0.37	0.71	223	3.5	9.4	5.3	0.23	0.69	C25
Nose, sinuses etc.	15	0.2	0.6	0.4	0.03	0.05	7	0.1	0.3	0.2	0.01	0.02	C30-31
Larynx	56	0.6	2.3	1.5	0.09	0.19	15	0.2	0.6	0.4	0.02	0.06	C32
Trachea, bronchus, and lung	1745	20.2	70.3	44.3	2.33	5.88	951	14.8	40.2	23.2	1.16	2.89	C33-34
Other thoracic organs	12	0.1	0.5	0.3	0.03	0.04	7	0.1	0.3	0.2	0.01	0.02	C37-38
Bone	87	1.0	3.5	2.4	0.14	0.27	88	1.4	3.7	2.3	0.11	0.25	C40-41
Melanoma of skin	8	0.1	0.3	0.2	0.02	0.03	10	0.2	0.4	0.3	0.03	0.04	C43
Other skin	35		1.4	0.9	0.05	0.10	33		1.4	0.8	0.03	0.08	C44
Mesothelioma	0	0.0	0.0	0.0	0.00	0.00	1	0.0	0.0	0.0	0.00	0.00	C45
Kaposi sarcoma	1	0.0	0.0	0.1	0.01	0.01	0	0.0	0.0	0.0	0.00	0.00	C46
Connective and soft tissue	10	0.1	0.4	0.3	0.02	0.02	5	0.1	0.2	0.2	0.01	0.01	C47+C49
Breast	5	0.1	0.2	0.1	0.01	0.01	679	10.6	28.7	19.1	1.60	2.06	C50
Vulva							2	0.0	0.1	0.1	0.01	0.01	C51
Vagina							5	0.1	0.2	0.1	0.01	0.02	C52
Cervix uteri							589	9.2	24.9	16.6	1.33	1.79	C53
Corpus uteri							69	1.1	2.9	1.9	0.17	0.22	C54
Uterus unspecified							149	2.3	6.3	3.9	0.30	0.42	C55
Ovary							130	2.0	5.5	3.8	0.30	0.42	C56
Other female genital organs							7	0.1	0.3	0.2	0.02	0.02	C57
Placenta							0	0.0	0.0	0.0	0.00	0.00	C58
Penis	17	0.2	0.7	0.4	0.04	0.06							C60
Prostate	91	1.1	3.7	2.1	0.04	0.25							C61
Testis	7	0.1	0.3	0.2	0.02	0.02							C62
Other male genital organs	2	0.0	0.1	0.1	0.00	0.00							C63
Kidney	57	0.7	2.3	1.7	0.09	0.21	39	0.6	1.7	1.2	0.07	0.13	C64
Renal pelvis	2	0.0	0.1	0.1	0.01	0.01	1	0.0	0.0	0.0	0.00	0.00	C65
Ureter	5	0.1	0.2	0.1	0.00	0.02	3	0.0	0.1	0.1	0.00	0.01	C66
Bladder	173	2.0	7.0	4.3	0.22	0.53	65	1.0	2.8	1.6	0.08	0.22	C67
Other urinary organs	0	0.0	0.0	0.0	0.00	0.00	0	0.0	0.0	0.0	0.00	0.00	C68
Eye	3	0.0	0.1	0.1	0.01	0.01	9	0.1	0.4	0.3	0.02	0.03	C69
Brain and nervous system	188	2.2	7.6	5.8	0.39	0.57	162	2.5	6.9	5.0	0.30	0.48	C70-72
Thyroid	30	0.3	1.2	0.8	0.05	0.09	83	1.3	3.5	2.4	0.19	0.23	C73
Adrenal gland	2	0.0	0.1	0.1	0.00	0.01	4	0.1	0.2	0.1	0.01	0.01	C74
Other endocrine	3	0.0	0.1	0.1	0.01	0.01	7	0.1	0.3	0.2	0.02	0.03	C75
Hodgkin lymphoma	0	0.0	0.0	0.0	0.00	0.00	0	0.0	0.0	0.0	0.00	0.00	C81
Non-Hodgkin lymphoma	145	1.7	5.8	4.1	0.26	0.47	104	1.6	4.4	2.9	0.15	0.34	C82-86,C96
Immunoproliferative diseases	0	0.0	0.0	0.0	0.00	0.00	1	0.0	0.0	0.0	0.00	0.00	C88
Multiple myeloma	16	0.2	0.6	0.4	0.04	0.05	12	0.2	0.5	0.3	0.03	0.05	C90
Lymphoid leukaemia	11	0.1	0.4	0.4	0.02	0.04	8	0.1	0.3	0.3	0.02	0.03	C91
Myeloid leukaemia	11	0.1	0.4	0.4	0.03	0.03	14	0.2	0.6	0.5	0.04	0.04	C92-94
Leukaemia unspecified	102	1.2	4.1	3.4	0.22	0.33	95	1.5	4.0	3.7	0.23	0.32	C95
Myeloproliferative disorders	0	0.0	0.0	0.0	0.00	0.00	0	0.0	0.0	0.0	0.00	0.00	MPD
Myelodysplastic syndromes	0	0.0	0.0	0.0	0.00	0.00	0	0.0	0.0	0.0	0.00	0.00	MDS
Other and unspecified	39	0.5	1.6	1.1	0.05	0.11	42	0.7	1.8	1.1	0.05	0.14	O&U
All sites	8682		349.7	225.9	13.31	28.08	6448		272.8	168.9	10.23	19.81	C00-96
All sites except C44	8647	100.0	348.3	225.0	13.26	27.98	6415	100.0	271.4	168.0	10.20	19.73	C00-96 exc. C44

China, Tongling City

CONTRIBUTORS

Yong Wang
Zhiping Hu
Jingting Hu
Gang Wu



20 major cancers, ASR (World) per 100 000

<i>Male</i>		<i>Female</i>	
Trachea, bronchus, and lung	80.3	Trachea, bronchus, and lung	28.0
Stomach	66.6	Stomach	26.9
Oesophagus	45.7	Breast	23.0
Liver	29.9	Colon	10.6
Colon	18.1	Oesophagus	10.3
Rectum	14.1	Liver	10.0
Pancreas	8.7	Rectum	9.6
Bladder	6.6	Cervix uteri	8.0
Other and unspecified	6.4	Pancreas	6.0
Brain and nervous system	5.3	Gallbladder etc.	5.9
Prostate	5.0	Other and unspecified	3.7
Gallbladder etc.	4.3	Ovary	3.5
Non-Hodgkin lymphoma	4.3	Corpus uteri	3.5
Kidney	3.6	Brain and nervous system	3.2
Nasopharynx	3.1	Non-Hodgkin lymphoma	3.1
Leukaemia unspecified	3.1	Leukaemia unspecified	2.0
Larynx	1.8	Thyroid	2.0
Multiple myeloma	1.8	Kidney	1.7
Myeloid leukaemia	1.7	Bladder	1.7
Small intestine	1.5	Myeloid leukaemia	1.3
All sites	324.0	All sites	175.9

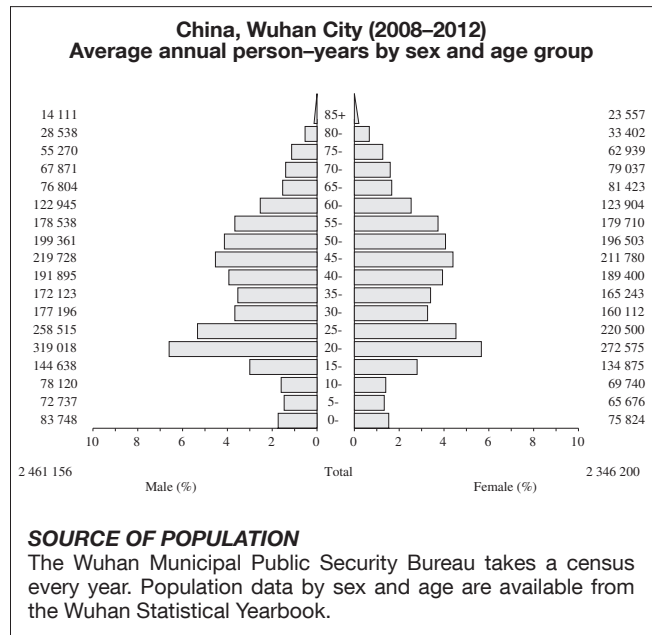
China, Tongling City (2008–2012)

SITE	Male						Female						ICD-10
	No. cases	Freq. (%)	Crude rate (per 100 000)	ASR world	Cum. rates 0-64 (%)	0-74 (%)	No. cases	Freq. (%)	Crude rate (per 100 000)	ASR world	Cum. rates 0-64 (%)	0-74 (%)	
Lip	2	0.0	0.2	0.2	0.00	0.01	1	0.0	0.1	0.1	0.00	0.00	C00
Tongue	12	0.3	1.1	1.0	0.03	0.09	5	0.2	0.5	0.5	0.01	0.05	C01-02
Mouth	9	0.2	0.8	0.7	0.03	0.05	7	0.3	0.6	0.5	0.02	0.02	C03-06
Salivary glands	5	0.1	0.4	0.4	0.02	0.02	2	0.1	0.2	0.1	0.00	0.02	C07-08
Tonsil	3	0.1	0.3	0.2	0.01	0.02	1	0.0	0.1	0.1	0.01	0.01	C09
Other oropharynx	1	0.0	0.1	0.1	0.01	0.01	1	0.0	0.1	0.1	0.01	0.01	C10
Nasopharynx	45	1.1	4.0	3.1	0.18	0.32	15	0.6	1.4	1.2	0.08	0.11	C11
Hypopharynx	6	0.1	0.5	0.4	0.01	0.07	0	0.0	0.0	0.0	0.00	0.00	C12-13
Pharynx unspecified	1	0.0	0.1	0.1	0.00	0.02	0	0.0	0.0	0.0	0.00	0.00	C14
Oesophagus	573	14.1	50.3	45.7	2.25	5.10	131	5.7	12.0	10.3	0.31	1.21	C15
Stomach	849	20.8	74.6	66.6	2.80	7.86	357	15.4	32.7	26.9	1.25	2.83	C16
Small intestine	18	0.4	1.6	1.5	0.07	0.14	10	0.4	0.9	0.8	0.04	0.10	C17
Colon	229	5.6	20.1	18.1	0.88	2.10	141	6.1	12.9	10.6	0.47	1.28	C18
Rectum	177	4.3	15.5	14.1	0.72	1.54	127	5.5	11.6	9.6	0.51	1.19	C19-20
Anus	1	0.0	0.1	0.1	0.01	0.01	2	0.1	0.2	0.2	0.00	0.04	C21
Liver	391	9.6	34.3	29.9	1.48	3.19	130	5.6	11.9	10.0	0.36	1.19	C22
Gallbladder etc.	52	1.3	4.6	4.3	0.08	0.46	76	3.3	7.0	5.9	0.13	0.67	C23-24
Pancreas	108	2.6	9.5	8.7	0.31	1.02	76	3.3	7.0	6.0	0.21	0.72	C25
Nose, sinuses etc.	5	0.1	0.4	0.4	0.02	0.04	2	0.1	0.2	0.1	0.01	0.01	C30-31
Larynx	26	0.6	2.3	1.8	0.12	0.23	2	0.1	0.2	0.2	0.01	0.02	C32
Trachea, bronchus, and lung	1006	24.7	88.4	80.3	2.69	9.19	369	15.9	33.8	28.0	1.08	3.27	C33-34
Other thoracic organs	11	0.3	1.0	0.8	0.02	0.10	12	0.5	1.1	1.0	0.03	0.08	C37-38
Bone	15	0.4	1.3	1.1	0.03	0.07	10	0.4	0.9	0.9	0.05	0.08	C40-41
Melanoma of skin	4	0.1	0.4	0.2	0.03	0.03	3	0.1	0.3	0.2	0.01	0.02	C43
Other skin	17		1.5	1.4	0.07	0.14	12		1.1	1.0	0.01	0.08	C44
Mesothelioma	0	0.0	0.0	0.0	0.00	0.00	1	0.0	0.1	0.1	0.00	0.00	C45
Kaposi sarcoma	0	0.0	0.0	0.0	0.00	0.00	0	0.0	0.0	0.0	0.00	0.00	C46
Connective and soft tissue	10	0.2	0.9	0.6	0.04	0.04	4	0.2	0.4	0.5	0.03	0.03	C47+C49
Breast	12	0.3	1.1	1.1	0.08	0.10	327	14.1	29.9	23.0	1.76	2.49	C50
Vulva							2	0.1	0.2	0.1	0.00	0.01	C51
Vagina							1	0.0	0.1	0.1	0.00	0.00	C52
Cervix uteri							120	5.2	11.0	8.0	0.62	0.85	C53
Corpus uteri							49	2.1	4.5	3.5	0.29	0.40	C54
Uterus unspecified							7	0.3	0.6	0.5	0.02	0.06	C55
Ovary							50	2.2	4.6	3.5	0.26	0.39	C56
Other female genital organs							3	0.1	0.3	0.2	0.02	0.02	C57
Placenta							3	0.1	0.3	0.2	0.02	0.02	C58
Penis	6	0.1	0.5	0.5	0.03	0.06							C60
Prostate	56	1.4	4.9	5.0	0.05	0.46							C61
Testis	2	0.0	0.2	0.1	0.01	0.01							C62
Other male genital organs	1	0.0	0.1	0.1	0.00	0.02							C63
Kidney	50	1.2	4.4	3.6	0.20	0.45	24	1.0	2.2	1.7	0.09	0.24	C64
Renal pelvis	4	0.1	0.4	0.2	0.02	0.02	4	0.2	0.4	0.4	0.00	0.05	C65
Ureter	0	0.0	0.0	0.0	0.00	0.00	1	0.0	0.1	0.1	0.00	0.00	C66
Bladder	76	1.9	6.7	6.6	0.17	0.51	20	0.9	1.8	1.7	0.04	0.16	C67
Other urinary organs	1	0.0	0.1	0.1	0.00	0.00	0	0.0	0.0	0.0	0.00	0.00	C68
Eye	0	0.0	0.0	0.0	0.00	0.00	0	0.0	0.0	0.0	0.00	0.00	C69
Brain and nervous system	72	1.8	6.3	5.3	0.32	0.50	42	1.8	3.8	3.2	0.17	0.36	C70-72
Thyroid	8	0.2	0.7	0.6	0.03	0.04	28	1.2	2.6	2.0	0.13	0.18	C73
Adrenal gland	3	0.1	0.3	0.2	0.01	0.01	4	0.2	0.4	0.3	0.01	0.06	C74
Other endocrine	0	0.0	0.0	0.0	0.00	0.00	1	0.0	0.1	0.1	0.01	0.01	C75
Hodgkin lymphoma	2	0.0	0.2	0.2	0.01	0.01	1	0.0	0.1	0.0	0.00	0.00	C81
Non-Hodgkin lymphoma	52	1.3	4.6	4.3	0.20	0.52	39	1.7	3.6	3.1	0.17	0.34	C82-86,C96
Immunoproliferative diseases	0	0.0	0.0	0.0	0.00	0.00	0	0.0	0.0	0.0	0.00	0.00	C88
Multiple myeloma	24	0.6	2.1	1.8	0.10	0.24	6	0.3	0.5	0.4	0.01	0.07	C90
Lymphoid leukaemia	9	0.2	0.8	0.9	0.04	0.10	10	0.4	0.9	1.2	0.03	0.12	C91
Myeloid leukaemia	22	0.5	1.9	1.7	0.06	0.17	15	0.6	1.4	1.3	0.11	0.12	C92-94
Leukaemia unspecified	32	0.8	2.8	3.1	0.13	0.24	21	0.9	1.9	2.0	0.12	0.22	C95
Myeloproliferative disorders	3	0.1	0.3	0.2	0.02	0.02	2	0.1	0.2	0.3	0.02	0.02	MPD
Myelodysplastic syndromes	2	0.0	0.2	0.2	0.01	0.01	4	0.2	0.4	0.3	0.00	0.03	MDS
Other and unspecified	80	2.0	7.0	6.4	0.23	0.57	46	2.0	4.2	3.7	0.10	0.40	O&U
All sites	4093		359.6	324.0	13.62	35.91	2327		213.1	175.9	8.61	19.68	C00-96
All sites except C44	4076	100.0	358.1	322.5	13.55	35.78	2315	100.0	212.0	174.9	8.60	19.60	C00-96 exc. C44

China, Wuhan City

CONTRIBUTORS

Niannian Yang
Jie Gong
Yaqiong Yang
Juan Dai
Yan Guo
Huiling Sun



20 major cancers, ASR (World) per 100 000

<i>Male</i>		<i>Female</i>	
Trachea, bronchus, and lung	54.1	Breast	33.4
Liver	25.0	Trachea, bronchus, and lung	19.1
Stomach	20.8	Thyroid	12.7
Rectum	10.9	Stomach	10.3
Colon	10.4	Cervix uteri	9.6
Oesophagus	9.6	Colon	8.9
Bladder	7.9	Rectum	8.0
Prostate	6.8	Liver	7.9
Brain and nervous system	6.5	Brain and nervous system	7.0
Non-Hodgkin lymphoma	5.4	Ovary	6.5
Pancreas	4.9	Corpus uteri	4.6
Kidney	4.4	Other and unspecified	3.8
Other and unspecified	4.1	Pancreas	3.6
Larynx	3.6	Non-Hodgkin lymphoma	3.5
Nasopharynx	3.5	Gallbladder etc.	2.8
Thyroid	3.2	Kidney	2.4
Myeloid leukaemia	2.5	Myeloid leukaemia	2.3
Lymphoid leukaemia	2.5	Bladder	2.2
Gallbladder etc.	2.1	Oesophagus	2.2
Connective and soft tissue	1.7	Lymphoid leukaemia	1.8
All sites	206.5	All sites	168.7

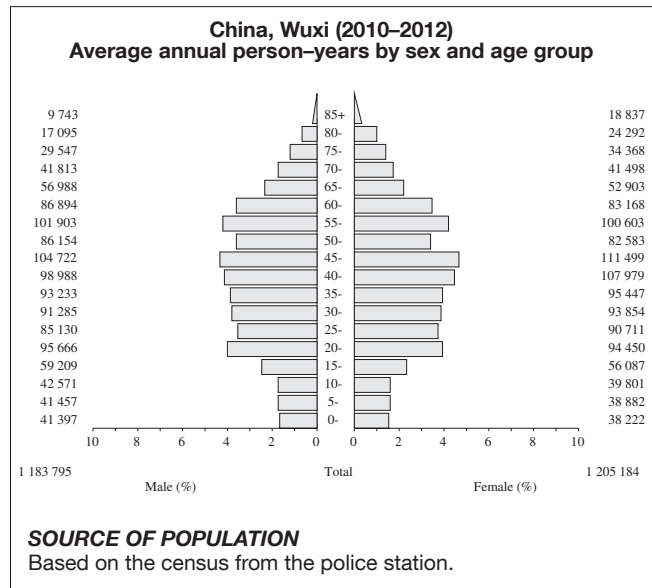
China, Wuhan City (2008–2012)

SITE	Male						Female						ICD-10
	No. cases	Freq. (%)	Crude rate (per 100 000)	ASR world	Cum. rates 0-64 0-74 (%)		No. cases	Freq. (%)	Crude rate (per 100 000)	ASR world	Cum. rates 0-64 0-74 (%)		
Lip	17	0.0	0.1	0.1	0.00	0.01	12	0.0	0.1	0.1	0.00	0.01	C00
Tongue	154	0.4	1.3	0.9	0.06	0.10	90	0.3	0.8	0.5	0.03	0.05	C01-02
Mouth	205	0.6	1.7	1.2	0.07	0.14	107	0.3	0.9	0.6	0.03	0.08	C03-06
Salivary glands	104	0.3	0.8	0.6	0.04	0.06	95	0.3	0.8	0.6	0.05	0.06	C07-08
Tonsil	26	0.1	0.2	0.1	0.01	0.02	4	0.0	0.0	0.0	0.00	0.00	C09
Other oropharynx	38	0.1	0.3	0.2	0.01	0.02	7	0.0	0.1	0.0	0.00	0.01	C10
Nasopharynx	617	1.7	5.0	3.5	0.28	0.39	274	0.9	2.3	1.5	0.12	0.16	C11
Hypopharynx	95	0.3	0.8	0.5	0.04	0.06	5	0.0	0.0	0.0	0.00	0.00	C12-13
Pharynx unspecified	14	0.0	0.1	0.1	0.00	0.01	1	0.0	0.0	0.0	0.00	0.00	C14
Oesophagus	1773	4.8	14.4	9.6	0.55	1.13	464	1.5	4.0	2.2	0.07	0.24	C15
Stomach	3824	10.4	31.1	20.8	1.16	2.56	1991	6.5	17.0	10.3	0.60	1.20	C16
Small intestine	165	0.4	1.3	0.9	0.07	0.10	157	0.5	1.3	0.9	0.06	0.10	C17
Colon	1917	5.2	15.6	10.4	0.54	1.24	1752	5.7	14.9	8.9	0.47	1.09	C18
Rectum	2004	5.5	16.3	10.9	0.61	1.36	1535	5.0	13.1	8.0	0.49	0.96	C19-20
Anus	46	0.1	0.4	0.3	0.01	0.03	44	0.1	0.4	0.2	0.01	0.02	C21
Liver	4494	12.2	36.5	25.0	1.59	2.83	1544	5.0	13.2	7.9	0.39	0.95	C22
Gallbladder etc.	397	1.1	3.2	2.1	0.09	0.23	585	1.9	5.0	2.8	0.13	0.33	C23-24
Pancreas	897	2.4	7.3	4.9	0.25	0.57	732	2.4	6.2	3.6	0.17	0.45	C25
Nose, sinuses etc.	91	0.2	0.7	0.5	0.04	0.06	52	0.2	0.4	0.3	0.02	0.03	C30-31
Larynx	664	1.8	5.4	3.6	0.23	0.44	81	0.3	0.7	0.4	0.01	0.05	C32
Trachea, bronchus, and lung	9948	27.1	80.8	54.1	2.62	6.81	3833	12.5	32.7	19.1	0.98	2.29	C33-34
Other thoracic organs	186	0.5	1.5	1.1	0.06	0.13	157	0.5	1.3	0.9	0.06	0.10	C37-38
Bone	213	0.6	1.7	1.4	0.08	0.14	213	0.7	1.8	1.4	0.08	0.14	C40-41
Melanoma of skin	94	0.3	0.8	0.6	0.03	0.06	89	0.3	0.8	0.5	0.03	0.06	C43
Other skin	253		2.1	1.4	0.07	0.15	215		1.8	1.0	0.05	0.10	C44
Mesothelioma	34	0.1	0.3	0.2	0.01	0.02	28	0.1	0.2	0.1	0.01	0.01	C45
Kaposi sarcoma	0	0.0	0.0	0.0	0.00	0.00	1	0.0	0.0	0.0	0.00	0.00	C46
Connective and soft tissue	257	0.7	2.1	1.7	0.10	0.15	223	0.7	1.9	1.4	0.09	0.14	C47+C49
Breast	60	0.2	0.5	0.3	0.02	0.04	6023	19.6	51.3	33.4	2.70	3.65	C50
Vulva							51	0.2	0.4	0.3	0.01	0.03	C51
Vagina							38	0.1	0.3	0.2	0.02	0.02	C52
Cervix uteri							1651	5.4	14.1	9.6	0.80	0.94	C53
Corpus uteri							847	2.8	7.2	4.6	0.39	0.54	C54
Uterus unspecified							71	0.2	0.6	0.4	0.02	0.04	C55
Ovary							1155	3.8	9.8	6.5	0.52	0.68	C56
Other female genital organs							59	0.2	0.5	0.3	0.03	0.03	C57
Placenta							9	0.0	0.1	0.1	0.00	0.00	C58
Penis	60	0.2	0.5	0.3	0.02	0.03							C60
Prostate	1316	3.6	10.7	6.8	0.10	0.73							C61
Testis	76	0.2	0.6	0.6	0.04	0.04							C62
Other male genital organs	22	0.1	0.2	0.1	0.01	0.02							C63
Kidney	769	2.1	6.2	4.4	0.28	0.53	429	1.4	3.7	2.4	0.15	0.28	C64
Renal pelvis	93	0.3	0.8	0.5	0.03	0.07	60	0.2	0.5	0.3	0.01	0.04	C65
Ureter	82	0.2	0.7	0.4	0.02	0.05	67	0.2	0.6	0.3	0.01	0.03	C66
Bladder	1488	4.1	12.1	7.9	0.34	0.89	445	1.4	3.8	2.2	0.09	0.27	C67
Other urinary organs	18	0.0	0.1	0.1	0.00	0.01	18	0.1	0.2	0.1	0.00	0.01	C68
Eye	22	0.1	0.2	0.2	0.01	0.01	14	0.0	0.1	0.1	0.01	0.01	C69
Brain and nervous system	989	2.7	8.0	6.5	0.40	0.64	1167	3.8	9.9	7.0	0.45	0.73	C70-72
Thyroid	542	1.5	4.4	3.2	0.26	0.31	2083	6.8	17.8	12.7	1.05	1.20	C73
Adrenal gland	31	0.1	0.3	0.2	0.02	0.02	45	0.1	0.4	0.3	0.02	0.03	C74
Other endocrine	203	0.6	1.6	1.3	0.08	0.13	232	0.8	2.0	1.5	0.11	0.14	C75
Hodgkin lymphoma	60	0.2	0.5	0.4	0.03	0.04	31	0.1	0.3	0.2	0.01	0.02	C81
Non-Hodgkin lymphoma	925	2.5	7.5	5.4	0.30	0.61	622	2.0	5.3	3.5	0.20	0.40	C82-86,C96
Immunoproliferative diseases	3	0.0	0.0	0.0	0.00	0.00	5	0.0	0.0	0.0	0.00	0.00	C88
Multiple myeloma	276	0.8	2.2	1.6	0.08	0.20	170	0.6	1.4	0.9	0.06	0.12	C90
Lymphoid leukaemia	239	0.7	1.9	2.5	0.13	0.17	173	0.6	1.5	1.8	0.10	0.13	C91
Myeloid leukaemia	357	1.0	2.9	2.5	0.14	0.23	334	1.1	2.8	2.3	0.14	0.22	C92-94
Leukaemia unspecified	100	0.3	0.8	0.7	0.03	0.05	71	0.2	0.6	0.5	0.02	0.04	C95
Myeloproliferative disorders	0	0.0	0.0	0.0	0.00	0.00	2	0.0	0.0	0.0	0.00	0.00	MPD
Myelodysplastic syndromes	0	0.0	0.0	0.0	0.00	0.00	0	0.0	0.0	0.0	0.00	0.00	MDS
Other and unspecified	732	2.0	5.9	4.1	0.20	0.45	753	2.5	6.4	3.8	0.19	0.41	O&U
All sites	36990		300.6	206.5	11.14	24.09	30916		263.5	168.7	11.08	18.67	C00-96
All sites except C44	36737	100.0	298.5	205.1	11.07	23.94	30701	100.0	261.7	167.6	11.03	18.57	C00-96 exc. C44

China, Wuxi

CONTRIBUTORS

Jianbo Yang
Yun Qian
Zhijie Yang
Wei Xie
Tingting Li
Di Gao
Jia Zhou
Zenchao Liu
Hongyan Xu
Jiong Ru



20 major cancers, ASR (World) per 100 000

<i>Male</i>		<i>Female</i>	
Stomach	45.6	Breast	26.6
Trachea, bronchus, and lung	36.1	Stomach	16.9
Liver	20.6	Trachea, bronchus, and lung	14.9
Oesophagus	17.6	Cervix uteri	12.8
Colon	11.9	Colon	9.4
Rectum	10.7	Rectum	6.6
Prostate	7.6	Liver	6.5
Pancreas	6.6	Thyroid	6.2
Bladder	6.5	Corpus uteri	5.6
Brain and nervous system	5.0	Oesophagus	5.1
Kidney	4.2	Ovary	4.7
Other and unspecified	3.6	Brain and nervous system	4.6
Non-Hodgkin lymphoma	3.5	Pancreas	4.3
Nasopharynx	2.8	Other and unspecified	3.2
Lymphoid leukaemia	2.4	Gallbladder etc.	3.2
Thyroid	2.4	Non-Hodgkin lymphoma	2.3
Gallbladder etc.	2.3	Kidney	2.1
Myeloid leukaemia	2.1	Myeloid leukaemia	1.5
Non-melanoma skin cancer	1.7	Bladder	1.5
Other thoracic organs	1.3	Lymphoid leukaemia	1.4
All sites	206.8	All sites	150.3

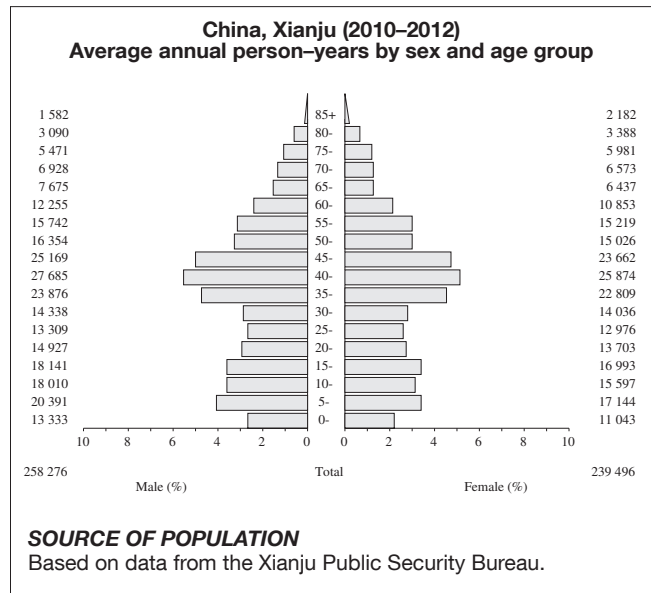
China, Wuxi (2010–2012)

SITE	Male						Female						ICD-10
	No. cases	Freq. (%)	Crude rate (per 100 000)	ASR world	Cum. rates 0-64 (%)	0-74 (%)	No. cases	Freq. (%)	Crude rate (per 100 000)	ASR world	Cum. rates 0-64 (%)	0-74 (%)	
Lip	9	0.1	0.3	0.2	0.01	0.02	10	0.1	0.3	0.1	0.01	0.02	C00
Tongue	46	0.4	1.3	0.7	0.04	0.09	24	0.3	0.7	0.4	0.02	0.05	C01-02
Mouth	54	0.4	1.5	0.8	0.05	0.11	35	0.4	1.0	0.5	0.03	0.07	C03-06
Salivary glands	29	0.2	0.8	0.5	0.04	0.05	15	0.2	0.4	0.3	0.02	0.02	C07-08
Tonsil	12	0.1	0.3	0.2	0.01	0.03	1	0.0	0.0	0.0	0.00	0.00	C09
Other oropharynx	18	0.1	0.5	0.3	0.02	0.03	2	0.0	0.1	0.0	0.00	0.00	C10
Nasopharynx	155	1.2	4.4	2.8	0.22	0.30	53	0.6	1.5	1.0	0.07	0.10	C11
Hypopharynx	15	0.1	0.4	0.2	0.01	0.03	3	0.0	0.1	0.0	0.00	0.00	C12-13
Pharynx unspecified	7	0.1	0.2	0.1	0.01	0.01	3	0.0	0.1	0.0	0.00	0.01	C14
Oesophagus	1150	8.8	32.4	17.6	0.96	2.23	377	4.0	10.4	5.1	0.23	0.63	C15
Stomach	3005	23.0	84.6	45.6	2.31	5.82	1170	12.3	32.4	16.9	0.85	2.05	C16
Small intestine	74	0.6	2.1	1.1	0.05	0.13	46	0.5	1.3	0.6	0.03	0.07	C17
Colon	787	6.0	22.2	11.9	0.59	1.37	663	6.9	18.3	9.4	0.48	1.11	C18
Rectum	687	5.2	19.3	10.7	0.58	1.31	450	4.7	12.4	6.6	0.37	0.78	C19-20
Anus	14	0.1	0.4	0.2	0.01	0.02	8	0.1	0.2	0.1	0.01	0.01	C21
Liver	1272	9.7	35.8	20.6	1.41	2.31	465	4.9	12.9	6.5	0.35	0.73	C22
Gallbladder etc.	155	1.2	4.4	2.3	0.09	0.27	248	2.6	6.9	3.2	0.12	0.36	C23-24
Pancreas	448	3.4	12.6	6.6	0.28	0.80	325	3.4	9.0	4.3	0.14	0.50	C25
Nose, sinuses etc.	27	0.2	0.8	0.4	0.04	0.05	13	0.1	0.4	0.2	0.01	0.03	C30-31
Larynx	81	0.6	2.3	1.3	0.06	0.16	8	0.1	0.2	0.1	0.01	0.01	C32
Trachea, bronchus, and lung	2419	18.5	68.1	36.1	1.71	4.43	1020	10.7	28.2	14.9	0.78	1.86	C33-34
Other thoracic organs	70	0.5	2.0	1.3	0.08	0.13	24	0.3	0.7	0.3	0.02	0.05	C37-38
Bone	48	0.4	1.4	0.8	0.04	0.09	31	0.3	0.9	0.5	0.02	0.05	C40-41
Melanoma of skin	14	0.1	0.4	0.2	0.02	0.03	18	0.2	0.5	0.3	0.02	0.03	C43
Other skin	109		3.1	1.7	0.09	0.18	87		2.4	1.2	0.06	0.11	C44
Mesothelioma	4	0.0	0.1	0.1	0.00	0.01	4	0.0	0.1	0.1	0.00	0.01	C45
Kaposi sarcoma	2	0.0	0.1	0.0	0.00	0.00	0	0.0	0.0	0.0	0.00	0.00	C46
Connective and soft tissue	31	0.2	0.9	0.5	0.03	0.05	21	0.2	0.6	0.4	0.02	0.03	C47+C49
Breast	10	0.1	0.3	0.2	0.01	0.02	1583	16.6	43.8	26.6	2.11	2.88	C50
Vulva							14	0.1	0.4	0.2	0.02	0.02	C51
Vagina							15	0.2	0.4	0.2	0.01	0.02	C52
Cervix uteri							714	7.5	19.7	12.8	1.11	1.24	C53
Corpus uteri							339	3.6	9.4	5.6	0.46	0.65	C54
Uterus unspecified							29	0.3	0.8	0.4	0.03	0.05	C55
Ovary							264	2.8	7.3	4.7	0.35	0.48	C56
Other female genital organs							34	0.4	0.9	0.6	0.04	0.06	C57
Placenta							14	0.1	0.4	0.4	0.03	0.03	C58
Penis	22	0.2	0.6	0.3	0.02	0.03							C60
Prostate	548	4.2	15.4	7.6	0.13	0.85							C61
Testis	15	0.1	0.4	0.3	0.02	0.03							C62
Other male genital organs	8	0.1	0.2	0.1	0.01	0.02							C63
Kidney	248	1.9	7.0	4.2	0.30	0.46	131	1.4	3.6	2.1	0.14	0.25	C64
Renal pelvis	28	0.2	0.8	0.4	0.03	0.05	12	0.1	0.3	0.2	0.01	0.03	C65
Ureter	25	0.2	0.7	0.4	0.01	0.04	27	0.3	0.7	0.4	0.01	0.04	C66
Bladder	433	3.3	12.2	6.5	0.32	0.77	115	1.2	3.2	1.5	0.07	0.14	C67
Other urinary organs	12	0.1	0.3	0.2	0.00	0.03	6	0.1	0.2	0.1	0.00	0.02	C68
Eye	6	0.0	0.2	0.2	0.01	0.02	12	0.1	0.3	0.2	0.01	0.02	C69
Brain and nervous system	267	2.0	7.5	5.0	0.31	0.50	274	2.9	7.6	4.6	0.32	0.51	C70-72
Thyroid	122	0.9	3.4	2.4	0.19	0.23	324	3.4	9.0	6.2	0.50	0.58	C73
Adrenal gland	3	0.0	0.1	0.0	0.00	0.01	5	0.1	0.1	0.1	0.01	0.01	C74
Other endocrine	38	0.3	1.1	0.7	0.05	0.08	38	0.4	1.1	0.7	0.06	0.07	C75
Hodgkin lymphoma	9	0.1	0.3	0.1	0.01	0.02	3	0.0	0.1	0.1	0.00	0.01	C81
Non-Hodgkin lymphoma	197	1.5	5.5	3.5	0.21	0.36	141	1.5	3.9	2.3	0.14	0.26	C82-86,C96
Immunoproliferative diseases	1	0.0	0.0	0.0	0.00	0.00	0	0.0	0.0	0.0	0.00	0.00	C88
Multiple myeloma	49	0.4	1.4	0.8	0.04	0.10	40	0.4	1.1	0.6	0.04	0.07	C90
Lymphoid leukaemia	67	0.5	1.9	2.4	0.12	0.15	38	0.4	1.1	1.4	0.08	0.09	C91
Myeloid leukaemia	106	0.8	3.0	2.1	0.14	0.18	82	0.9	2.3	1.5	0.10	0.17	C92-94
Leukaemia unspecified	31	0.2	0.9	0.5	0.03	0.05	26	0.3	0.7	0.4	0.02	0.04	C95
Myeloproliferative disorders	1	0.0	0.0	0.0	0.00	0.00	2	0.0	0.1	0.0	0.00	0.00	MPD
Myelodysplastic syndromes	4	0.0	0.1	0.1	0.00	0.00	1	0.0	0.0	0.0	0.00	0.00	MDS
Other and unspecified	203	1.6	5.7	3.6	0.17	0.37	224	2.3	6.2	3.2	0.18	0.32	O&U
All sites	13195		371.5	206.8	10.91	24.41	9631		266.4	150.3	9.52	16.73	C00-96
All sites except C44	13086	100.0	368.5	205.1	10.82	24.23	9544	100.0	264.0	149.2	9.45	16.62	C00-96 exc. C44

China, Xianju

CONTRIBUTORS

Hongwei Cai
 Jiangwei Ying
 Wujun Wu
 Lixin Zhou
 Lijun Wang
 Yijian Zhang
 Lianping Chen
 Haixian Chen
 Huizhang Li
 Lingbin Du



20 major cancers, ASR (World) per 100 000

<i>Male</i>		<i>Female</i>	
Stomach	87.5	Stomach	37.0
Liver	50.0	Oesophagus	21.7
Trachea, bronchus, and lung	42.9	Trachea, bronchus, and lung	17.6
Oesophagus	34.2	Liver	15.6
Colon	6.7	Breast	12.7
Rectum	5.9	Cervix uteri	12.4
Prostate	5.9	Rectum	7.1
Pancreas	4.3	Colon	6.3
Other and unspecified	4.1	Brain and nervous system	4.6
Brain and nervous system	3.8	Thyroid	4.2
Bladder	3.7	Other and unspecified	4.1
Non-Hodgkin lymphoma	3.7	Corpus uteri	3.7
Nasopharynx	3.5	Ovary	2.8
Non-melanoma skin cancer	2.3	Myeloid leukaemia	2.8
Gallbladder etc.	2.1	Pancreas	2.5
Bone	1.6	Non-Hodgkin lymphoma	1.9
Other thoracic organs	1.5	Gallbladder etc.	1.7
Leukaemia unspecified	1.5	Non-melanoma skin cancer	1.6
Thyroid	1.4	Other endocrine	1.5
Kidney	1.3	Leukaemia unspecified	1.4
All sites	279.7	All sites	176.3

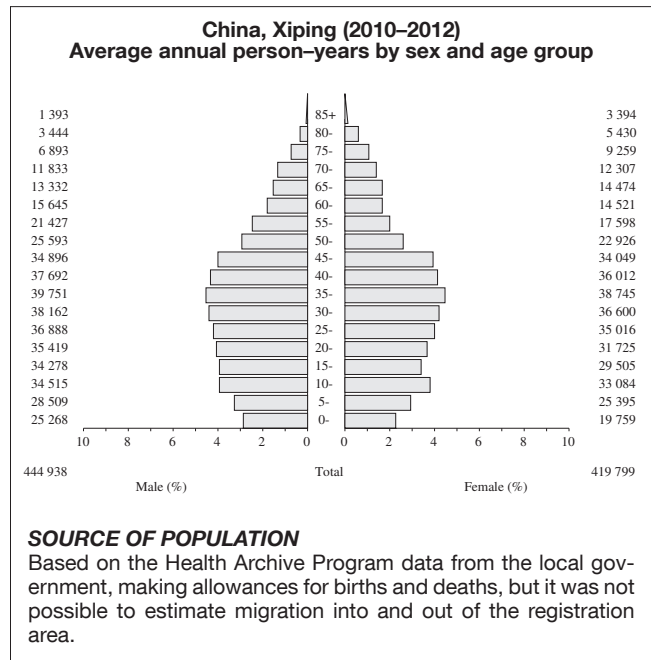
China, Xianju (2010–2012)

SITE	Male						Female						ICD-10
	No. cases	Freq. (%)	Crude rate (per 100 000)	ASR world	Cum. rates 0-64 (%)	0-74	No. cases	Freq. (%)	Crude rate (per 100 000)	ASR world	Cum. rates 0-64 (%)	0-74	
Lip	0	0.0	0.0	0.0	0.00	0.00	2	0.1	0.3	0.1	0.00	0.00	C00
Tongue	1	0.0	0.1	0.1	0.01	0.01	2	0.1	0.3	0.2	0.02	0.02	C01-02
Mouth	9	0.3	1.2	0.8	0.04	0.09	8	0.4	1.1	0.7	0.04	0.09	C03-06
Salivary glands	6	0.2	0.8	0.5	0.02	0.04	3	0.2	0.4	0.2	0.02	0.02	C07-08
Tonsil	1	0.0	0.1	0.1	0.01	0.01	0	0.0	0.0	0.0	0.00	0.00	C09
Other oropharynx	1	0.0	0.1	0.1	0.00	0.02	0	0.0	0.0	0.0	0.00	0.00	C10
Nasopharynx	37	1.2	4.8	3.5	0.29	0.38	10	0.6	1.4	1.1	0.07	0.14	C11
Hypopharynx	5	0.2	0.6	0.5	0.01	0.11	3	0.2	0.4	0.3	0.01	0.04	C12-13
Pharynx unspecified	3	0.1	0.4	0.3	0.02	0.05	0	0.0	0.0	0.0	0.00	0.00	C14
Oesophagus	379	12.7	48.9	34.2	1.66	4.24	222	12.5	30.9	21.7	0.94	2.88	C15
Stomach	939	31.5	121.2	87.5	3.87	11.44	401	22.5	55.8	37.0	1.59	4.66	C16
Small intestine	9	0.3	1.2	0.8	0.05	0.12	7	0.4	1.0	0.7	0.05	0.12	C17
Colon	76	2.5	9.8	6.7	0.33	0.77	64	3.6	8.9	6.3	0.36	0.82	C18
Rectum	67	2.2	8.6	5.9	0.33	0.69	73	4.1	10.2	7.1	0.42	0.83	C19-20
Anus	9	0.3	1.2	0.9	0.05	0.12	6	0.3	0.8	0.6	0.04	0.07	C21
Liver	531	17.8	68.5	50.0	3.69	5.85	165	9.3	23.0	15.6	0.68	1.91	C22
Gallbladder etc.	27	0.9	3.5	2.1	0.05	0.17	18	1.0	2.5	1.7	0.07	0.20	C23-24
Pancreas	46	1.5	5.9	4.3	0.17	0.52	25	1.4	3.5	2.5	0.09	0.35	C25
Nose, sinuses etc.	4	0.1	0.5	0.4	0.02	0.06	2	0.1	0.3	0.1	0.01	0.01	C30-31
Larynx	8	0.3	1.0	0.8	0.04	0.14	0	0.0	0.0	0.0	0.00	0.00	C32
Trachea, bronchus, and lung	469	15.7	60.5	42.9	2.20	5.37	186	10.4	25.9	17.6	1.04	2.07	C33-34
Other thoracic organs	13	0.4	1.7	1.5	0.09	0.13	8	0.4	1.1	0.8	0.02	0.12	C37-38
Bone	16	0.5	2.1	1.6	0.10	0.12	9	0.5	1.3	1.0	0.07	0.09	C40-41
Melanoma of skin	3	0.1	0.4	0.3	0.04	0.04	0	0.0	0.0	0.0	0.00	0.00	C43
Other skin	25		3.2	2.3	0.09	0.29	21		2.9	1.6	0.07	0.09	C44
Mesothelioma	2	0.1	0.3	0.3	0.01	0.01	1	0.1	0.1	0.1	0.00	0.03	C45
Kaposi sarcoma	0	0.0	0.0	0.0	0.00	0.00	0	0.0	0.0	0.0	0.00	0.00	C46
Connective and soft tissue	7	0.2	0.9	1.0	0.06	0.08	6	0.3	0.8	0.5	0.04	0.07	C47+C49
Breast	1	0.0	0.1	0.1	0.00	0.00	132	7.4	18.4	12.7	1.05	1.30	C50
Vulva							4	0.2	0.6	0.2	0.00	0.00	C51
Vagina							1	0.1	0.1	0.1	0.01	0.01	C52
Cervix uteri							130	7.3	18.1	12.4	0.90	1.36	C53
Corpus uteri							36	2.0	5.0	3.7	0.31	0.39	C54
Uterus unspecified							15	0.8	2.1	1.3	0.11	0.14	C55
Ovary							29	1.6	4.0	2.8	0.21	0.26	C56
Other female genital organs							2	0.1	0.3	0.1	0.01	0.01	C57
Placenta							0	0.0	0.0	0.0	0.00	0.00	C58
Penis	8	0.3	1.0	0.7	0.01	0.05							C60
Prostate	67	2.2	8.6	5.9	0.04	0.83							C61
Testis	1	0.0	0.1	0.1	0.00	0.02							C62
Other male genital organs	1	0.0	0.1	0.1	0.00	0.00							C63
Kidney	15	0.5	1.9	1.3	0.09	0.11	9	0.5	1.3	1.1	0.07	0.13	C64
Renal pelvis	4	0.1	0.5	0.3	0.03	0.03	2	0.1	0.3	0.2	0.01	0.04	C65
Ureter	1	0.0	0.1	0.1	0.01	0.01	1	0.1	0.1	0.1	0.00	0.03	C66
Bladder	41	1.4	5.3	3.7	0.13	0.41	14	0.8	1.9	1.4	0.08	0.18	C67
Other urinary organs	1	0.0	0.1	0.1	0.00	0.02	0	0.0	0.0	0.0	0.00	0.00	C68
Eye	1	0.0	0.1	0.1	0.01	0.01	0	0.0	0.0	0.0	0.00	0.00	C69
Brain and nervous system	37	1.2	4.8	3.8	0.25	0.46	35	2.0	4.9	4.6	0.29	0.44	C70-72
Thyroid	14	0.5	1.8	1.4	0.11	0.11	43	2.4	6.0	4.2	0.32	0.35	C73
Adrenal gland	1	0.0	0.1	0.1	0.01	0.01	2	0.1	0.3	0.7	0.03	0.03	C74
Other endocrine	1	0.0	0.1	0.1	0.01	0.01	11	0.6	1.5	1.5	0.09	0.11	C75
Hodgkin lymphoma	6	0.2	0.8	0.6	0.04	0.06	2	0.1	0.3	0.2	0.01	0.01	C81
Non-Hodgkin lymphoma	36	1.2	4.6	3.7	0.20	0.38	19	1.1	2.6	1.9	0.10	0.23	C82-86,C96
Immunoproliferative diseases	0	0.0	0.0	0.0	0.00	0.00	0	0.0	0.0	0.0	0.00	0.00	C88
Multiple myeloma	8	0.3	1.0	0.7	0.05	0.10	5	0.3	0.7	0.5	0.05	0.05	C90
Lymphoid leukaemia	3	0.1	0.4	0.4	0.03	0.03	3	0.2	0.4	0.7	0.02	0.05	C91
Myeloid leukaemia	14	0.5	1.8	1.2	0.07	0.12	21	1.2	2.9	2.8	0.15	0.28	C92-94
Leukaemia unspecified	13	0.4	1.7	1.5	0.09	0.11	9	0.5	1.3	1.4	0.07	0.12	C95
Myeloproliferative disorders	0	0.0	0.0	0.0	0.00	0.00	0	0.0	0.0	0.0	0.00	0.00	MPD
Myelodysplastic syndromes	3	0.1	0.4	0.3	0.01	0.06	0	0.0	0.0	0.0	0.00	0.00	MDS
Other and unspecified	38	1.3	4.9	4.1	0.23	0.44	34	1.9	4.7	4.1	0.22	0.40	O&U
All sites	3008		388.2	279.7	14.67	34.26	1801		250.7	176.3	9.76	20.54	C00-96
All sites except C44	2983	100.0	385.0	277.4	14.59	33.97	1780	100.0	247.7	174.7	9.70	20.45	C00-96 exc. C44

China, Xiping

CONTRIBUTORS

Zhao Chunling
Wang Zhongmei
Shao Tiantang
Mao Xiaohui
Kang Wenhao
Xia Yaohua



20 major cancers, ASR (World) per 100 000

<i>Male</i>		<i>Female</i>	
Trachea, bronchus, and lung	49.1	Trachea, bronchus, and lung	25.2
Liver	35.7	Breast	23.9
Oesophagus	32.0	Liver	17.2
Stomach	28.2	Oesophagus	15.4
Rectum	7.7	Stomach	11.7
Colon	6.0	Cervix uteri	10.5
Brain and nervous system	4.8	Ovary	6.5
Pancreas	3.9	Rectum	6.4
Non-Hodgkin lymphoma	3.5	Brain and nervous system	5.3
Gallbladder etc.	3.2	Corpus uteri	5.2
Other and unspecified	3.0	Gallbladder etc.	3.7
Bladder	2.9	Pancreas	3.5
Leukaemia unspecified	2.4	Colon	3.3
Bone	2.4	Other and unspecified	2.8
Non-melanoma skin cancer	1.8	Bone	2.4
Myeloid leukaemia	1.6	Uterus unspecified	2.4
Prostate	1.5	Non-Hodgkin lymphoma	2.2
Kidney	1.3	Leukaemia unspecified	1.9
Larynx	1.3	Thyroid	1.7
Other thoracic organs	0.9	Myeloid leukaemia	1.5
All sites	202.3	All sites	161.4

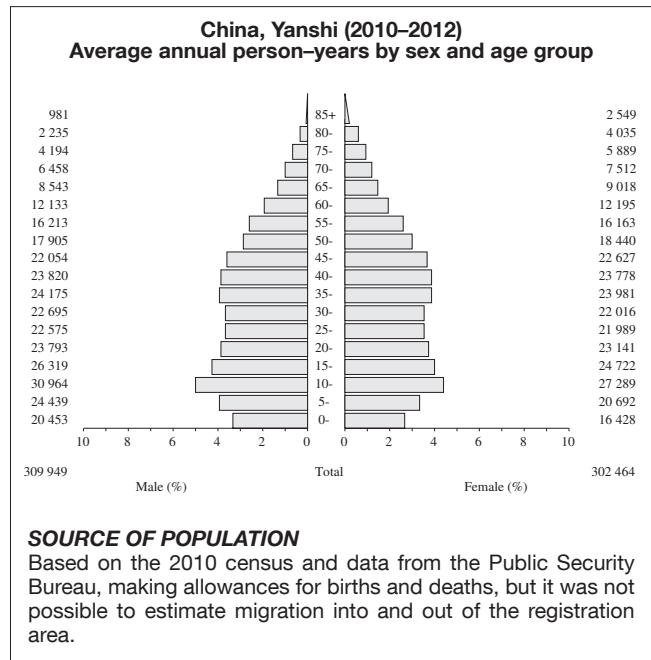
China, Xiping (2010–2012)

SITE	Male						Female						ICD-10
	No. cases	Freq. (%)	Crude rate (per 100 000)	ASR world	Cum. rates 0-64 (%)	0-74 (%)	No. cases	Freq. (%)	Crude rate (per 100 000)	ASR world	Cum. rates 0-64 (%)	0-74 (%)	
Lip	1	0.0	0.1	0.1	0.01	0.01	0	0.0	0.0	0.0	0.00	0.00	C00
Tongue	1	0.0	0.1	0.1	0.01	0.01	2	0.1	0.2	0.1	0.00	0.02	C01-02
Mouth	7	0.2	0.5	0.5	0.05	0.05	3	0.1	0.2	0.1	0.01	0.01	C03-06
Salivary glands	5	0.2	0.4	0.3	0.02	0.03	4	0.2	0.3	0.3	0.04	0.04	C07-08
Tonsil	0	0.0	0.0	0.0	0.00	0.00	0	0.0	0.0	0.0	0.00	0.00	C09
Other oropharynx	7	0.2	0.5	0.4	0.02	0.04	3	0.1	0.2	0.2	0.01	0.01	C10
Nasopharynx	9	0.3	0.7	0.6	0.06	0.06	10	0.4	0.8	0.6	0.05	0.06	C11
Hypopharynx	8	0.3	0.6	0.6	0.04	0.08	1	0.0	0.1	0.1	0.01	0.01	C12-13
Pharynx unspecified	5	0.2	0.4	0.3	0.03	0.04	1	0.0	0.1	0.1	0.01	0.01	C14
Oesophagus	483	15.8	36.2	32.0	1.88	3.83	265	10.4	21.0	15.4	0.83	1.85	C15
Stomach	423	13.9	31.7	28.2	1.74	3.36	193	7.6	15.3	11.7	0.78	1.39	C16
Small intestine	8	0.3	0.6	0.5	0.04	0.04	10	0.4	0.8	0.6	0.04	0.07	C17
Colon	92	3.0	6.9	6.0	0.45	0.61	55	2.2	4.4	3.3	0.23	0.34	C18
Rectum	117	3.8	8.8	7.7	0.58	0.87	99	3.9	7.9	6.4	0.49	0.79	C19-20
Anus	2	0.1	0.1	0.1	0.02	0.02	1	0.0	0.1	0.1	0.00	0.00	C21
Liver	559	18.3	41.9	35.7	2.41	3.90	278	10.9	22.1	17.2	1.23	1.89	C22
Gallbladder etc.	51	1.7	3.8	3.2	0.12	0.38	59	2.3	4.7	3.7	0.28	0.40	C23-24
Pancreas	60	2.0	4.5	3.9	0.21	0.41	63	2.5	5.0	3.5	0.20	0.38	C25
Nose, sinuses etc.	8	0.3	0.6	0.5	0.04	0.05	3	0.1	0.2	0.2	0.01	0.03	C30-31
Larynx	19	0.6	1.4	1.3	0.08	0.15	2	0.1	0.2	0.1	0.02	0.02	C32
Trachea, bronchus, and lung	753	24.7	56.4	49.1	2.35	5.38	412	16.2	32.7	25.2	1.63	2.88	C33-34
Other thoracic organs	12	0.4	0.9	0.9	0.05	0.09	4	0.2	0.3	0.2	0.01	0.03	C37-38
Bone	35	1.1	2.6	2.4	0.17	0.21	38	1.5	3.0	2.4	0.17	0.23	C40-41
Melanoma of skin	6	0.2	0.4	0.5	0.01	0.04	6	0.2	0.5	0.4	0.02	0.06	C43
Other skin	27		2.0	1.8	0.07	0.18	8		0.6	0.5	0.03	0.05	C44
Mesothelioma	0	0.0	0.0	0.0	0.00	0.00	1	0.0	0.1	0.1	0.01	0.01	C45
Kaposi sarcoma	0	0.0	0.0	0.0	0.00	0.00	0	0.0	0.0	0.0	0.00	0.00	C46
Connective and soft tissue	7	0.2	0.5	0.5	0.02	0.02	6	0.2	0.5	0.4	0.03	0.04	C47+C49
Breast	6	0.2	0.4	0.4	0.02	0.04	364	14.3	28.9	23.9	2.18	2.56	C50
Vulva							0	0.0	0.0	0.0	0.00	0.00	C51
Vagina							1	0.0	0.1	0.1	0.01	0.01	C52
Cervix uteri							163	6.4	12.9	10.5	0.91	1.13	C53
Corpus uteri							79	3.1	6.3	5.2	0.45	0.59	C54
Uterus unspecified							35	1.4	2.8	2.4	0.21	0.26	C55
Ovary							98	3.8	7.8	6.5	0.59	0.70	C56
Other female genital organs							3	0.1	0.2	0.2	0.02	0.03	C57
Placenta							1	0.0	0.1	0.1	0.00	0.00	C58
Penis	5	0.2	0.4	0.3	0.01	0.04							C60
Prostate	25	0.8	1.9	1.5	0.04	0.12							C61
Testis	2	0.1	0.1	0.1	0.01	0.01							C62
Other male genital organs	2	0.1	0.1	0.1	0.01	0.02							C63
Kidney	20	0.7	1.5	1.3	0.09	0.12	11	0.4	0.9	0.6	0.05	0.06	C64
Renal pelvis	2	0.1	0.1	0.1	0.01	0.01	1	0.0	0.1	0.1	0.00	0.01	C65
Ureter	2	0.1	0.1	0.1	0.01	0.02	0	0.0	0.0	0.0	0.00	0.00	C66
Bladder	46	1.5	3.4	2.9	0.13	0.32	18	0.7	1.4	1.2	0.11	0.14	C67
Other urinary organs	0	0.0	0.0	0.0	0.00	0.00	1	0.0	0.1	0.1	0.00	0.01	C68
Eye	2	0.1	0.1	0.2	0.01	0.01	5	0.2	0.4	0.6	0.04	0.04	C69
Brain and nervous system	70	2.3	5.2	4.8	0.34	0.54	78	3.1	6.2	5.3	0.39	0.58	C70-72
Thyroid	11	0.4	0.8	0.6	0.05	0.07	28	1.1	2.2	1.7	0.13	0.19	C73
Adrenal gland	1	0.0	0.1	0.1	0.00	0.00	0	0.0	0.0	0.0	0.00	0.00	C74
Other endocrine	1	0.0	0.1	0.1	0.00	0.00	1	0.0	0.1	0.0	0.00	0.00	C75
Hodgkin lymphoma	2	0.1	0.1	0.1	0.02	0.02	1	0.0	0.1	0.1	0.01	0.01	C81
Non-Hodgkin lymphoma	50	1.6	3.7	3.5	0.24	0.37	34	1.3	2.7	2.2	0.11	0.26	C82-86,C96
Immunoproliferative diseases	0	0.0	0.0	0.0	0.00	0.00	0	0.0	0.0	0.0	0.00	0.00	C88
Multiple myeloma	5	0.2	0.4	0.3	0.01	0.02	7	0.3	0.6	0.5	0.04	0.07	C90
Lymphoid leukaemia	12	0.4	0.9	0.9	0.05	0.08	7	0.3	0.6	0.6	0.03	0.05	C91
Myeloid leukaemia	23	0.8	1.7	1.6	0.13	0.14	20	0.8	1.6	1.5	0.10	0.11	C92-94
Leukaemia unspecified	37	1.2	2.8	2.4	0.14	0.20	26	1.0	2.1	1.9	0.15	0.18	C95
Myeloproliferative disorders	0	0.0	0.0	0.0	0.00	0.00	1	0.0	0.1	0.1	0.01	0.01	MPD
Myelodysplastic syndromes	4	0.1	0.3	0.3	0.02	0.05	4	0.2	0.3	0.3	0.02	0.04	MDS
Other and unspecified	44	1.4	3.3	3.0	0.11	0.30	44	1.7	3.5	2.8	0.23	0.30	O&U
All sites	3077		230.5	202.3	11.95	22.37	2558		203.1	161.4	11.95	17.94	C00-96
All sites except C44	3050	100.0	228.5	200.5	11.88	22.19	2550	100.0	202.5	160.9	11.92	17.89	C00-96 exc. C44

China, Yanshi

CONTRIBUTORS

Duan Fengling
Qin Yanjin
Zhou Yanyan
Chen Danqing
Zhao Huarui
Wang Juntao
Li Mengruo



20 major cancers, ASR (World) per 100 000

<i>Male</i>		<i>Female</i>	
Stomach	47.1	Breast	31.4
Oesophagus	45.7	Oesophagus	26.2
Trachea, bronchus, and lung	33.3	Stomach	18.0
Liver	24.9	Trachea, bronchus, and lung	16.8
Rectum	9.3	Liver	9.6
Bladder	5.9	Brain and nervous system	7.9
Brain and nervous system	5.6	Cervix uteri	6.7
Colon	5.2	Corpus uteri	6.7
Leukaemia unspecified	4.2	Rectum	5.3
Gallbladder etc.	4.2	Ovary	5.0
Pancreas	4.1	Colon	3.7
Non-Hodgkin lymphoma	3.8	Leukaemia unspecified	3.4
Prostate	2.6	Gallbladder etc.	3.2
Bone	2.6	Non-Hodgkin lymphoma	2.4
Other and unspecified	2.5	Thyroid	2.4
Kidney	2.3	Pancreas	2.3
Non-melanoma skin cancer	1.7	Uterus unspecified	2.1
Connective and soft tissue	1.0	Bladder	2.0
Other endocrine	0.9	Other and unspecified	1.8
Thyroid	0.9	Myeloid leukaemia	1.6
All sites	216.9	All sites	171.8

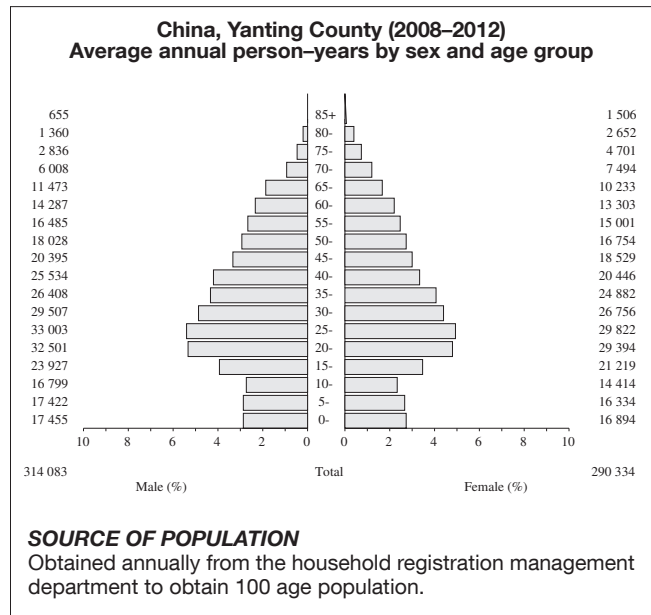
China, Yanshi (2010–2012)

SITE	Male						Female						ICD-10
	No. cases	Freq. (%)	Crude rate (per 100 000)	ASR world	Cum. rates 0-64 (%)	0-74 (%)	No. cases	Freq. (%)	Crude rate (per 100 000)	ASR world	Cum. rates 0-64 (%)	0-74 (%)	
Lip	0	0.0	0.0	0.0	0.00	0.00	0	0.0	0.0	0.0	0.00	0.00	C00
Tongue	3	0.1	0.3	0.3	0.02	0.02	2	0.1	0.2	0.2	0.01	0.03	C01-02
Mouth	3	0.1	0.3	0.3	0.01	0.04	10	0.5	1.1	0.9	0.05	0.07	C03-06
Salivary glands	6	0.3	0.6	0.5	0.04	0.07	5	0.3	0.6	0.4	0.04	0.04	C07-08
Tonsil	0	0.0	0.0	0.0	0.00	0.00	0	0.0	0.0	0.0	0.00	0.00	C09
Other oropharynx	1	0.0	0.1	0.1	0.00	0.02	0	0.0	0.0	0.0	0.00	0.00	C10
Nasopharynx	5	0.2	0.5	0.5	0.02	0.07	2	0.1	0.2	0.2	0.01	0.03	C11
Hypopharynx	3	0.1	0.3	0.3	0.01	0.05	0	0.0	0.0	0.0	0.00	0.00	C12-13
Pharynx unspecified	2	0.1	0.2	0.2	0.00	0.03	2	0.1	0.2	0.2	0.01	0.03	C14
Oesophagus	447	20.6	48.1	45.7	2.13	5.57	325	16.5	35.8	26.2	1.10	3.29	C15
Stomach	469	21.6	50.4	47.1	2.15	5.84	212	10.8	23.4	18.0	0.89	2.23	C16
Small intestine	9	0.4	1.0	0.8	0.05	0.08	11	0.6	1.2	1.0	0.06	0.14	C17
Colon	54	2.5	5.8	5.2	0.30	0.63	42	2.1	4.6	3.7	0.23	0.47	C18
Rectum	98	4.5	10.5	9.3	0.50	1.02	59	3.0	6.5	5.3	0.31	0.68	C19-20
Anus	0	0.0	0.0	0.0	0.00	0.00	1	0.1	0.1	0.1	0.01	0.01	C21
Liver	259	12.0	27.9	24.9	1.50	3.01	119	6.0	13.1	9.6	0.50	1.09	C22
Gallbladder etc.	43	2.0	4.6	4.2	0.10	0.55	39	2.0	4.3	3.2	0.12	0.40	C23-24
Pancreas	40	1.8	4.3	4.1	0.21	0.40	29	1.5	3.2	2.3	0.06	0.29	C25
Nose, sinuses etc.	5	0.2	0.5	0.4	0.05	0.05	2	0.1	0.2	0.2	0.02	0.02	C30-31
Larynx	6	0.3	0.6	0.6	0.04	0.06	3	0.2	0.3	0.2	0.02	0.02	C32
Trachea, bronchus, and lung	330	15.2	35.5	33.3	1.57	3.89	200	10.2	22.0	16.8	0.97	1.93	C33-34
Other thoracic organs	5	0.2	0.5	0.5	0.06	0.06	5	0.3	0.6	0.4	0.03	0.05	C37-38
Bone	26	1.2	2.8	2.6	0.15	0.24	14	0.7	1.5	1.4	0.07	0.13	C40-41
Melanoma of skin	6	0.3	0.6	0.7	0.04	0.06	5	0.3	0.6	0.5	0.05	0.05	C43
Other skin	18		1.9	1.7	0.12	0.20	13		1.4	1.0	0.03	0.13	C44
Mesothelioma	1	0.0	0.1	0.1	0.01	0.01	3	0.2	0.3	0.2	0.01	0.03	C45
Kaposi sarcoma	0	0.0	0.0	0.0	0.00	0.00	0	0.0	0.0	0.0	0.00	0.00	C46
Connective and soft tissue	11	0.5	1.2	1.0	0.08	0.08	16	0.8	1.8	1.5	0.11	0.14	C47+C49
Breast	2	0.1	0.2	0.2	0.00	0.05	351	17.8	38.7	31.4	2.55	3.50	C50
Vulva							2	0.1	0.2	0.1	0.00	0.02	C51
Vagina							1	0.1	0.1	0.0	0.00	0.00	C52
Cervix uteri							75	3.8	8.3	6.7	0.53	0.73	C53
Corpus uteri							72	3.7	7.9	6.7	0.64	0.72	C54
Uterus unspecified							22	1.1	2.4	2.1	0.11	0.28	C55
Ovary							56	2.8	6.2	5.0	0.39	0.53	C56
Other female genital organs							5	0.3	0.6	0.5	0.04	0.06	C57
Placenta							1	0.1	0.1	0.1	0.01	0.01	C58
Penis	4	0.2	0.4	0.4	0.02	0.04							C60
Prostate	29	1.3	3.1	2.6	0.06	0.27							C61
Testis	7	0.3	0.8	0.9	0.05	0.07							C62
Other male genital organs	1	0.0	0.1	0.1	0.01	0.01							C63
Kidney	24	1.1	2.6	2.3	0.18	0.22	12	0.6	1.3	1.1	0.07	0.12	C64
Renal pelvis	1	0.0	0.1	0.1	0.00	0.03	1	0.1	0.1	0.1	0.00	0.00	C65
Ureter	1	0.0	0.1	0.1	0.00	0.03	1	0.1	0.1	0.1	0.00	0.02	C66
Bladder	60	2.8	6.5	5.9	0.37	0.71	24	1.2	2.6	2.0	0.14	0.22	C67
Other urinary organs	0	0.0	0.0	0.0	0.00	0.00	1	0.1	0.1	0.1	0.01	0.01	C68
Eye	0	0.0	0.0	0.0	0.00	0.00	2	0.1	0.2	0.1	0.00	0.00	C69
Brain and nervous system	60	2.8	6.5	5.6	0.43	0.60	86	4.4	9.5	7.9	0.60	0.92	C70-72
Thyroid	9	0.4	1.0	0.9	0.06	0.11	27	1.4	3.0	2.4	0.21	0.28	C73
Adrenal gland	2	0.1	0.2	0.2	0.00	0.02	4	0.2	0.4	0.4	0.03	0.05	C74
Other endocrine	10	0.5	1.1	0.9	0.06	0.08	12	0.6	1.3	1.2	0.07	0.15	C75
Hodgkin lymphoma	2	0.1	0.2	0.2	0.01	0.01	2	0.1	0.2	0.2	0.01	0.01	C81
Non-Hodgkin lymphoma	40	1.8	4.3	3.8	0.24	0.47	27	1.4	3.0	2.4	0.17	0.26	C82-86,C96
Immunoproliferative diseases	0	0.0	0.0	0.0	0.00	0.00	0	0.0	0.0	0.0	0.00	0.00	C88
Multiple myeloma	1	0.0	0.1	0.1	0.01	0.01	0	0.0	0.0	0.0	0.00	0.00	C90
Lymphoid leukaemia	3	0.1	0.3	0.4	0.01	0.03	3	0.2	0.3	0.3	0.01	0.05	C91
Myeloid leukaemia	9	0.4	1.0	0.9	0.07	0.12	17	0.9	1.9	1.6	0.12	0.15	C92-94
Leukaemia unspecified	41	1.9	4.4	4.2	0.30	0.36	36	1.8	4.0	3.4	0.23	0.35	C95
Myeloproliferative disorders	1	0.0	0.1	0.1	0.01	0.01	0	0.0	0.0	0.0	0.00	0.00	MPD
Myelodysplastic syndromes	3	0.1	0.3	0.3	0.03	0.05	3	0.2	0.3	0.3	0.01	0.03	MDS
Other and unspecified	25	1.2	2.7	2.5	0.14	0.31	20	1.0	2.2	1.8	0.10	0.17	O&U
All sites	2185		235.0	216.9	11.25	25.67	1982		218.4	171.8	10.77	19.99	C00-96
All sites except C44	2167	100.0	233.0	215.2	11.13	25.47	1969	100.0	217.0	170.7	10.74	19.86	C00-96 exc. C44

China, Yanting County

CONTRIBUTORS

Junze Chen
Jianfeng Zhang
Huang Zheng



20 major cancers, ASR (World) per 100 000

<i>Male</i>		<i>Female</i>	
Stomach	144.6	Stomach	69.7
Oesophagus	101.3	Oesophagus	69.4
Liver	69.1	Liver	28.2
Trachea, bronchus, and lung	53.1	Trachea, bronchus, and lung	17.6
Rectum	11.1	Breast	12.7
Non-Hodgkin lymphoma	6.4	Cervix uteri	8.4
Leukaemia unspecified	5.5	Rectum	6.2
Brain and nervous system	5.3	Corpus uteri	5.2
Other and unspecified	4.8	Leukaemia unspecified	4.0
Bone	3.5	Uterus unspecified	3.4
Mouth	3.3	Ovary	3.0
Bladder	3.1	Other and unspecified	2.8
Nasopharynx	2.8	Non-Hodgkin lymphoma	2.7
Pancreas	2.6	Brain and nervous system	2.6
Myeloid leukaemia	2.1	Mouth	1.8
Lymphoid leukaemia	2.0	Nasopharynx	1.7
Connective and soft tissue	1.9	Myeloid leukaemia	1.5
Colon	1.9	Colon	1.3
Non-melanoma skin cancer	1.4	Bone	1.3
Larynx	1.3	Connective and soft tissue	1.2
All sites	437.0	All sites	257.5

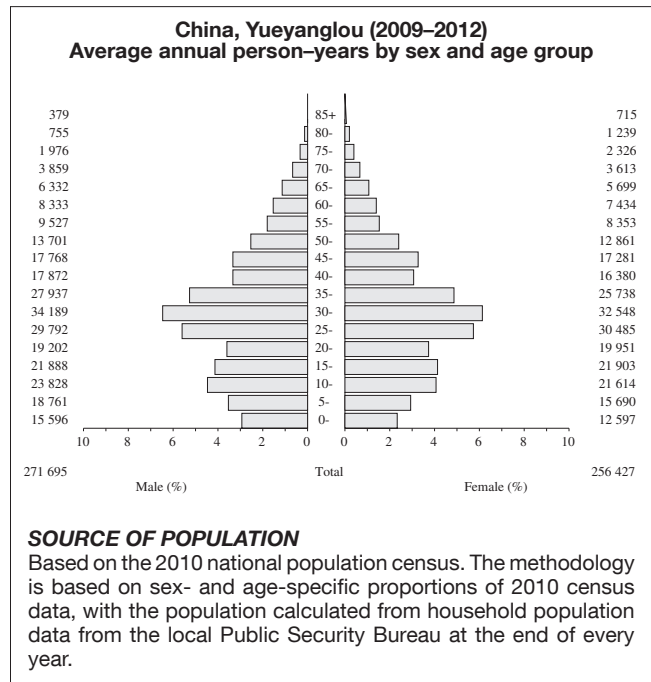
China, Yanting County (2008–2012)

SITE	Male						Female						ICD-10
	No. cases	Freq. (%)	Crude rate (per 100 000)	ASR world	Cum. rates 0-64 0-74 (%)		No. cases	Freq. (%)	Crude rate (per 100 000)	ASR world	Cum. rates 0-64 0-74 (%)		
Lip	3	0.0	0.2	0.2	0.01	0.01	2	0.0	0.1	0.1	0.01	0.01	C00
Tongue	6	0.1	0.4	0.4	0.02	0.04	6	0.1	0.4	0.3	0.02	0.04	C01-02
Mouth	50	0.7	3.2	3.3	0.13	0.29	32	0.7	2.2	1.8	0.10	0.21	C03-06
Salivary glands	4	0.1	0.3	0.2	0.01	0.02	17	0.4	1.2	1.0	0.07	0.10	C07-08
Tonsil	1	0.0	0.1	0.0	0.00	0.00	1	0.0	0.1	0.1	0.01	0.01	C09
Other oropharynx	3	0.0	0.2	0.2	0.01	0.02	4	0.1	0.3	0.2	0.02	0.03	C10
Nasopharynx	52	0.7	3.3	2.8	0.20	0.33	29	0.6	2.0	1.7	0.13	0.18	C11
Hypopharynx	3	0.0	0.2	0.3	0.01	0.01	4	0.1	0.3	0.2	0.02	0.03	C12-13
Pharynx unspecified	2	0.0	0.1	0.1	0.00	0.00	2	0.0	0.1	0.1	0.01	0.01	C14
Oesophagus	1670	23.7	106.3	101.3	4.98	11.64	1242	27.2	85.6	69.4	4.01	7.80	C15
Stomach	2315	32.8	147.4	144.6	6.82	15.73	1270	27.9	87.5	69.7	3.82	7.65	C16
Small intestine	11	0.2	0.7	0.6	0.03	0.07	3	0.1	0.2	0.2	0.02	0.02	C17
Colon	34	0.5	2.2	1.9	0.12	0.22	24	0.5	1.7	1.3	0.09	0.13	C18
Rectum	190	2.7	12.1	11.1	0.62	1.29	114	2.5	7.9	6.2	0.35	0.74	C19-20
Anus	2	0.0	0.1	0.1	0.01	0.01	2	0.0	0.1	0.1	0.01	0.01	C21
Liver	1088	15.4	69.3	69.1	3.38	6.42	498	10.9	34.3	28.2	1.89	3.07	C22
Gallbladder etc.	4	0.1	0.3	0.2	0.02	0.03	5	0.1	0.3	0.3	0.02	0.03	C23-24
Pancreas	43	0.6	2.7	2.6	0.15	0.26	19	0.4	1.3	1.0	0.05	0.14	C25
Nose, sinuses etc.	9	0.1	0.6	0.7	0.02	0.06	8	0.2	0.6	0.5	0.03	0.05	C30-31
Larynx	21	0.3	1.3	1.3	0.07	0.12	4	0.1	0.3	0.2	0.02	0.02	C32
Trachea, bronchus, and lung	891	12.6	56.7	53.1	2.59	6.21	319	7.0	22.0	17.6	1.08	1.84	C33-34
Other thoracic organs	11	0.2	0.7	0.7	0.02	0.07	5	0.1	0.3	0.3	0.03	0.04	C37-38
Bone	56	0.8	3.6	3.5	0.17	0.29	24	0.5	1.7	1.3	0.10	0.13	C40-41
Melanoma of skin	6	0.1	0.4	0.4	0.02	0.03	4	0.1	0.3	0.2	0.03	0.03	C43
Other skin	25		1.6	1.4	0.10	0.16	15		1.0	0.9	0.06	0.11	C44
Mesothelioma	5	0.1	0.3	0.3	0.01	0.03	5	0.1	0.3	0.3	0.02	0.03	C45
Kaposi sarcoma	5	0.1	0.3	0.4	0.01	0.03	5	0.1	0.3	0.3	0.02	0.02	C46
Connective and soft tissue	32	0.5	2.0	1.9	0.13	0.20	20	0.4	1.4	1.2	0.09	0.15	C47+C49
Breast	3	0.0	0.2	0.2	0.01	0.03	225	4.9	15.5	12.7	1.10	1.25	C50
Vulva							5	0.1	0.3	0.3	0.02	0.02	C51
Vagina							5	0.1	0.3	0.3	0.02	0.03	C52
Cervix uteri							150	3.3	10.3	8.4	0.64	0.93	C53
Corpus uteri							91	2.0	6.3	5.2	0.44	0.57	C54
Uterus unspecified							62	1.4	4.3	3.4	0.18	0.43	C55
Ovary							53	1.2	3.7	3.0	0.27	0.30	C56
Other female genital organs							11	0.2	0.8	0.6	0.06	0.06	C57
Placenta							5	0.1	0.3	0.3	0.02	0.02	C58
Penis	8	0.1	0.5	0.6	0.02	0.04							C60
Prostate	15	0.2	1.0	1.0	0.02	0.09							C61
Testis	5	0.1	0.3	0.3	0.01	0.05							C62
Other male genital organs	3	0.0	0.2	0.2	0.01	0.03							C63
Kidney	6	0.1	0.4	0.4	0.03	0.04	6	0.1	0.4	0.6	0.04	0.04	C64
Renal pelvis	2	0.0	0.1	0.1	0.01	0.01	2	0.0	0.1	0.1	0.01	0.01	C65
Ureter	3	0.0	0.2	0.2	0.02	0.02	2	0.0	0.1	0.1	0.01	0.01	C66
Bladder	47	0.7	3.0	3.1	0.11	0.31	15	0.3	1.0	0.9	0.07	0.10	C67
Other urinary organs	5	0.1	0.3	0.4	0.00	0.03	2	0.0	0.1	0.1	0.01	0.02	C68
Eye	5	0.1	0.3	0.5	0.02	0.03	3	0.1	0.2	0.3	0.02	0.02	C69
Brain and nervous system	93	1.3	5.9	5.3	0.36	0.51	42	0.9	2.9	2.6	0.22	0.27	C70-72
Thyroid	7	0.1	0.4	0.4	0.03	0.06	8	0.2	0.6	0.5	0.03	0.05	C73
Adrenal gland	3	0.0	0.2	0.2	0.01	0.03	3	0.1	0.2	0.2	0.02	0.02	C74
Other endocrine	3	0.0	0.2	0.2	0.01	0.01	3	0.1	0.2	0.2	0.01	0.01	C75
Hodgkin lymphoma	3	0.0	0.2	0.1	0.01	0.02	7	0.2	0.5	0.6	0.04	0.05	C81
Non-Hodgkin lymphoma	109	1.5	6.9	6.4	0.42	0.64	43	0.9	3.0	2.7	0.19	0.31	C82-86,C96
Immunoproliferative diseases	2	0.0	0.1	0.1	0.00	0.01	2	0.0	0.1	0.1	0.01	0.01	C88
Multiple myeloma	5	0.1	0.3	0.3	0.01	0.03	5	0.1	0.3	0.3	0.03	0.04	C90
Lymphoid leukaemia	24	0.3	1.5	2.0	0.10	0.13	10	0.2	0.7	0.9	0.06	0.06	C91
Myeloid leukaemia	23	0.3	1.5	2.1	0.10	0.10	14	0.3	1.0	1.5	0.09	0.09	C92-94
Leukaemia unspecified	87	1.2	5.5	5.5	0.34	0.47	67	1.5	4.6	4.0	0.24	0.34	C95
Myeloproliferative disorders	0	0.0	0.0	0.0	0.00	0.00	0	0.0	0.0	0.0	0.00	0.00	MPD
Myelodysplastic syndromes	0	0.0	0.0	0.0	0.00	0.00	0	0.0	0.0	0.0	0.00	0.00	MDS
Other and unspecified	75	1.1	4.8	4.8	0.22	0.45	51	1.1	3.5	2.8	0.16	0.32	O&U
All sites	7078		450.7	437.0	21.56	46.74	4575		315.2	257.5	16.12	27.97	C00-96
All sites except C44	7053	100.0	449.1	435.6	21.46	46.57	4560	100.0	314.1	256.6	16.06	27.87	C00-96 exc. C44

China, Yueyanglou

CONTRIBUTORS

Jianxiang Yin
Yanfang Chen
Ping Huang
Jianghong Luo
Chongxu Su
Xin Xu
Yan Zhang



20 major cancers, ASR (World) per 100 000

<i>Male</i>		<i>Female</i>	
Trachea, bronchus, and lung	95.5	Trachea, bronchus, and lung	37.4
Liver	39.9	Breast	30.6
Stomach	23.6	Cervix uteri	26.8
Colon	16.2	Liver	15.3
Rectum	14.6	Colon	11.0
Oesophagus	12.8	Stomach	10.2
Bladder	9.4	Ovary	7.3
Prostate	9.0	Rectum	7.2
Nasopharynx	6.7	Gallbladder etc.	4.2
Pancreas	6.3	Corpus uteri	4.1
Non-Hodgkin lymphoma	5.8	Thyroid	3.9
Multiple myeloma	4.5	Non-Hodgkin lymphoma	3.8
Larynx	4.2	Lymphoid leukaemia	3.6
Kidney	4.0	Brain and nervous system	3.3
Brain and nervous system	4.0	Pancreas	2.8
Lymphoid leukaemia	3.6	Non-melanoma skin cancer	2.7
Myeloid leukaemia	3.0	Kidney	2.6
Gallbladder etc.	2.2	Nasopharynx	2.4
Non-melanoma skin cancer	2.1	Myeloid leukaemia	1.9
Bone	1.8	Leukaemia unspecified	1.9
All sites	283.0	All sites	193.5

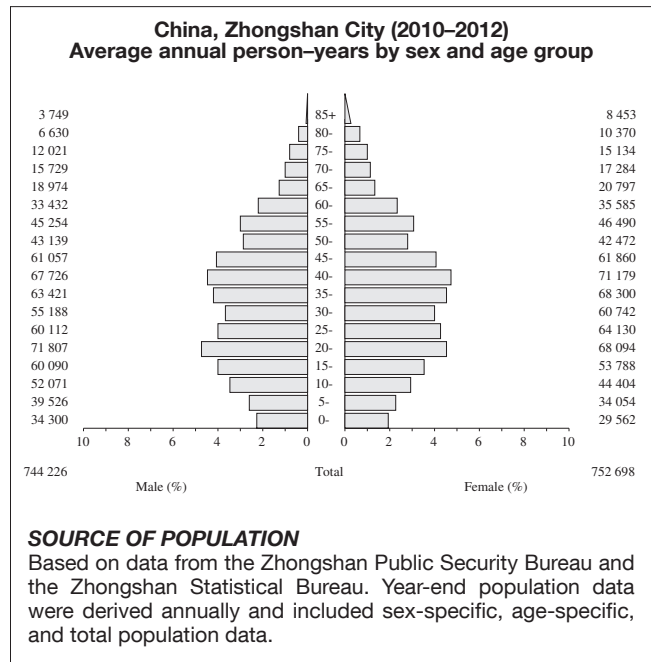
China, Yueyanglou (2009–2012)

SITE	Male						Female						ICD-10
	No. cases	Freq. (%)	Crude rate (per 100 000)	ASR world	Cum. rates 0-64 (%)	0-74 (%)	No. cases	Freq. (%)	Crude rate (per 100 000)	ASR world	Cum. rates 0-64 (%)	0-74 (%)	
Lip	0	0.0	0.0	0.0	0.00	0.00	1	0.1	0.1	0.1	0.00	0.00	C00
Tongue	16	0.7	1.5	1.5	0.13	0.13	1	0.1	0.1	0.1	0.00	0.03	C01-02
Mouth	14	0.6	1.3	1.5	0.10	0.18	7	0.4	0.7	0.8	0.07	0.07	C03-06
Salivary glands	4	0.2	0.4	0.4	0.03	0.03	7	0.4	0.7	0.7	0.06	0.06	C07-08
Tonsil	1	0.0	0.1	0.1	0.02	0.02	0	0.0	0.0	0.0	0.00	0.00	C09
Other oropharynx	6	0.3	0.6	0.5	0.05	0.05	0	0.0	0.0	0.0	0.00	0.00	C10
Nasopharynx	73	3.0	6.7	6.7	0.63	0.74	25	1.4	2.4	2.4	0.16	0.25	C11
Hypopharynx	7	0.3	0.6	0.8	0.06	0.10	0	0.0	0.0	0.0	0.00	0.00	C12-13
Pharynx unspecified	0	0.0	0.0	0.0	0.00	0.00	0	0.0	0.0	0.0	0.00	0.00	C14
Oesophagus	107	4.5	9.8	12.8	0.81	1.32	14	0.8	1.4	1.7	0.09	0.19	C15
Stomach	206	8.6	19.0	23.6	1.14	2.70	94	5.2	9.2	10.2	0.62	1.26	C16
Small intestine	13	0.5	1.2	1.6	0.05	0.25	5	0.3	0.5	0.7	0.05	0.11	C17
Colon	136	5.7	12.5	16.2	0.80	1.66	98	5.5	9.6	11.0	0.66	1.34	C18
Rectum	125	5.2	11.5	14.6	0.85	1.65	64	3.6	6.2	7.2	0.45	0.90	C19-20
Anus	0	0.0	0.0	0.0	0.00	0.00	0	0.0	0.0	0.0	0.00	0.00	C21
Liver	368	15.4	33.9	39.9	2.34	4.57	136	7.6	13.3	15.3	0.87	1.50	C22
Gallbladder etc.	18	0.8	1.7	2.2	0.06	0.30	34	1.9	3.3	4.2	0.18	0.55	C23-24
Pancreas	52	2.2	4.8	6.3	0.23	0.79	24	1.3	2.3	2.8	0.14	0.30	C25
Nose, sinuses etc.	3	0.1	0.3	0.3	0.01	0.05	3	0.2	0.3	0.3	0.01	0.04	C30-31
Larynx	34	1.4	3.1	4.2	0.22	0.62	2	0.1	0.2	0.2	0.01	0.03	C32
Trachea, bronchus, and lung	772	32.2	71.0	95.5	3.91	10.88	312	17.4	30.4	37.4	1.65	4.71	C33-34
Other thoracic organs	3	0.1	0.3	0.3	0.02	0.06	1	0.1	0.1	0.1	0.00	0.02	C37-38
Bone	16	0.7	1.5	1.8	0.11	0.26	8	0.4	0.8	0.7	0.06	0.06	C40-41
Melanoma of skin	1	0.0	0.1	0.1	0.01	0.01	3	0.2	0.3	0.4	0.02	0.05	C43
Other skin	19		1.7	2.1	0.08	0.25	23		2.2	2.7	0.05	0.14	C44
Mesothelioma	7	0.3	0.6	0.7	0.05	0.05	2	0.1	0.2	0.2	0.01	0.01	C45
Kaposi sarcoma	0	0.0	0.0	0.0	0.00	0.00	0	0.0	0.0	0.0	0.00	0.00	C46
Connective and soft tissue	6	0.3	0.6	0.6	0.04	0.04	7	0.4	0.7	0.7	0.06	0.06	C47+C49
Breast	4	0.2	0.4	0.4	0.02	0.08	316	17.6	30.8	30.6	2.54	3.19	C50
Vulva							1	0.1	0.1	0.1	0.00	0.03	C51
Vagina							2	0.1	0.2	0.1	0.01	0.01	C52
Cervix uteri							283	15.8	27.6	26.8	2.18	2.83	C53
Corpus uteri							38	2.1	3.7	4.1	0.37	0.48	C54
Uterus unspecified							0	0.0	0.0	0.0	0.00	0.00	C55
Ovary							71	4.0	6.9	7.3	0.54	0.82	C56
Other female genital organs							1	0.1	0.1	0.1	0.00	0.03	C57
Placenta							0	0.0	0.0	0.0	0.00	0.00	C58
Penis	5	0.2	0.5	0.5	0.01	0.07							C60
Prostate	64	2.7	5.9	9.0	0.18	0.79							C61
Testis	2	0.1	0.2	0.2	0.02	0.02							C62
Other male genital organs	0	0.0	0.0	0.0	0.00	0.00							C63
Kidney	33	1.4	3.0	4.0	0.15	0.45	22	1.2	2.1	2.6	0.13	0.37	C64
Renal pelvis	2	0.1	0.2	0.3	0.00	0.02	4	0.2	0.4	0.5	0.02	0.07	C65
Ureter	2	0.1	0.2	0.2	0.01	0.03	2	0.1	0.2	0.2	0.00	0.03	C66
Bladder	71	3.0	6.5	9.4	0.25	0.99	12	0.7	1.2	1.4	0.05	0.12	C67
Other urinary organs	0	0.0	0.0	0.0	0.00	0.00	0	0.0	0.0	0.0	0.00	0.00	C68
Eye	0	0.0	0.0	0.0	0.00	0.00	0	0.0	0.0	0.0	0.00	0.00	C69
Brain and nervous system	38	1.6	3.5	4.0	0.23	0.47	32	1.8	3.1	3.3	0.21	0.32	C70-72
Thyroid	13	0.5	1.2	1.4	0.10	0.10	44	2.5	4.3	3.9	0.31	0.39	C73
Adrenal gland	0	0.0	0.0	0.0	0.00	0.00	0	0.0	0.0	0.0	0.00	0.00	C74
Other endocrine	1	0.0	0.1	0.1	0.01	0.01	0	0.0	0.0	0.0	0.00	0.00	C75
Hodgkin lymphoma	6	0.3	0.6	0.6	0.04	0.04	0	0.0	0.0	0.0	0.00	0.00	C81
Non-Hodgkin lymphoma	54	2.3	5.0	5.8	0.31	0.64	34	1.9	3.3	3.8	0.21	0.55	C82-86,C96
Immunoproliferative diseases	0	0.0	0.0	0.0	0.00	0.00	0	0.0	0.0	0.0	0.00	0.00	C88
Multiple myeloma	37	1.5	3.4	4.5	0.25	0.49	12	0.7	1.2	1.3	0.06	0.10	C90
Lymphoid leukaemia	29	1.2	2.7	3.6	0.17	0.33	35	1.9	3.4	3.6	0.25	0.33	C91
Myeloid leukaemia	29	1.2	2.7	3.0	0.21	0.34	18	1.0	1.8	1.9	0.15	0.17	C92-94
Leukaemia unspecified	16	0.7	1.5	1.6	0.11	0.15	18	1.0	1.8	1.9	0.12	0.22	C95
Myeloproliferative disorders	0	0.0	0.0	0.0	0.00	0.00	0	0.0	0.0	0.0	0.00	0.00	MPD
Myelodysplastic syndromes	0	0.0	0.0	0.0	0.00	0.00	0	0.0	0.0	0.0	0.00	0.00	MDS
Other and unspecified	2	0.1	0.2	0.3	0.02	0.02	2	0.1	0.2	0.2	0.00	0.00	O&U
All sites	2415		222.2	283.0	13.84	31.74	1818		177.2	193.5	12.37	21.76	C00-96
All sites except C44	2396	100.0	220.5	281.0	13.76	31.50	1795	100.0	175.0	190.8	12.32	21.62	C00-96 exc. C44

China, Zhongshan City

CONTRIBUTORS

Yong Yuan
Kuangrong Wei
Zhiheng Liang
Huishan Cen



20 major cancers, ASR (World) per 100 000

<i>Male</i>		<i>Female</i>	
Trachea, bronchus, and lung	58.0	Trachea, bronchus, and lung	27.1
Liver	44.4	Breast	26.1
Nasopharynx	25.0	Corpus uteri	15.8
Oesophagus	17.5	Colon	10.8
Colon	15.0	Cervix uteri	8.6
Rectum	11.1	Liver	7.9
Stomach	9.0	Nasopharynx	7.7
Prostate	7.3	Thyroid	7.4
Bladder	7.0	Rectum	6.9
Gallbladder etc.	4.8	Stomach	4.3
Larynx	4.7	Ovary	4.2
Other and unspecified	4.4	Pancreas	2.9
Non-Hodgkin lymphoma	4.3	Other and unspecified	2.8
Pancreas	4.3	Non-Hodgkin lymphoma	2.8
Myeloid leukaemia	3.3	Gallbladder etc.	2.5
Non-melanoma skin cancer	3.2	Myeloid leukaemia	2.4
Hypopharynx	3.0	Brain and nervous system	2.4
Kidney	2.9	Non-melanoma skin cancer	2.3
Brain and nervous system	2.6	Kidney	1.8
Mouth	2.4	Bladder	1.3
All sites	255.1	All sites	160.6

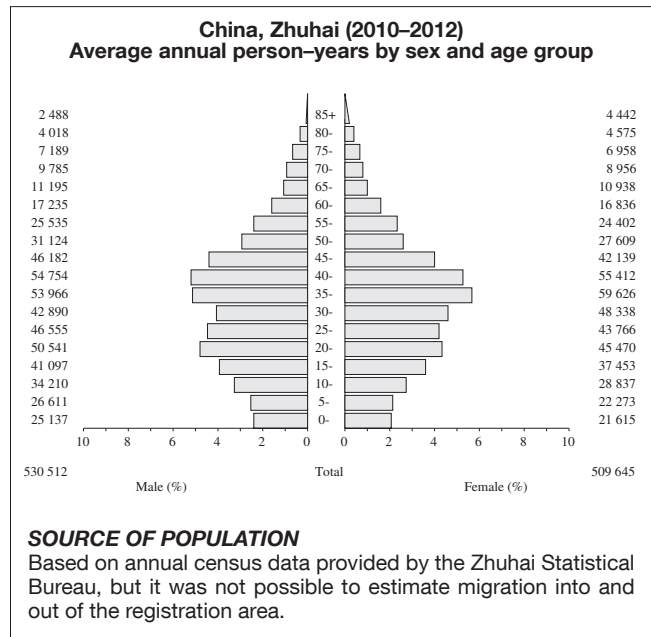
China, Zhongshan City (2010–2012)

SITE	Male						Female						ICD-10
	No. cases	Freq. (%)	Crude rate (per 100 000)	ASR world	Cum. rates 0-64 0-74 (%)		No. cases	Freq. (%)	Crude rate (per 100 000)	ASR world	Cum. rates 0-64 0-74 (%)		
Lip	4	0.1	0.2	0.2	0.00	0.01	8	0.2	0.4	0.3	0.00	0.03	C00
Tongue	59	0.9	2.6	2.1	0.15	0.26	23	0.5	1.0	0.7	0.04	0.09	C01-02
Mouth	64	0.9	2.9	2.4	0.19	0.27	15	0.3	0.7	0.5	0.03	0.05	C03-06
Salivary glands	23	0.3	1.0	0.8	0.06	0.07	6	0.1	0.3	0.2	0.01	0.03	C07-08
Tonsil	16	0.2	0.7	0.6	0.04	0.07	1	0.0	0.0	0.0	0.00	0.01	C09
Other oropharynx	25	0.4	1.1	0.9	0.07	0.12	0	0.0	0.0	0.0	0.00	0.00	C10
Nasopharynx	721	10.6	32.3	25.0	2.17	2.63	228	4.8	10.1	7.7	0.63	0.81	C11
Hypopharynx	84	1.2	3.8	3.0	0.26	0.37	1	0.0	0.0	0.0	0.00	0.00	C12-13
Pharynx unspecified	1	0.0	0.0	0.0	0.00	0.00	1	0.0	0.0	0.0	0.00	0.01	C14
Oesophagus	480	7.0	21.5	17.5	1.35	2.10	32	0.7	1.4	1.0	0.06	0.12	C15
Stomach	242	3.5	10.8	9.0	0.51	1.07	132	2.8	5.8	4.3	0.25	0.49	C16
Small intestine	49	0.7	2.2	1.8	0.11	0.26	38	0.8	1.7	1.1	0.08	0.10	C17
Colon	405	5.9	18.1	15.0	0.72	1.78	336	7.0	14.9	10.8	0.60	1.30	C18
Rectum	302	4.4	13.5	11.1	0.56	1.39	210	4.4	9.3	6.9	0.35	0.89	C19-20
Anus	12	0.2	0.5	0.4	0.02	0.05	3	0.1	0.1	0.1	0.00	0.01	C21
Liver	1227	18.0	55.0	44.4	3.18	5.36	236	4.9	10.5	7.9	0.43	0.87	C22
Gallbladder etc.	129	1.9	5.8	4.8	0.12	0.50	84	1.8	3.7	2.5	0.10	0.33	C23-24
Pancreas	118	1.7	5.3	4.3	0.19	0.49	96	2.0	4.3	2.9	0.11	0.37	C25
Nose, sinuses etc.	11	0.2	0.5	0.4	0.03	0.06	10	0.2	0.4	0.3	0.02	0.03	C30-31
Larynx	122	1.8	5.5	4.7	0.30	0.66	5	0.1	0.2	0.2	0.01	0.02	C32
Trachea, bronchus, and lung	1557	22.8	69.7	58.0	2.91	7.34	849	17.8	37.6	27.1	1.50	3.32	C33-34
Other thoracic organs	21	0.3	0.9	0.8	0.05	0.09	18	0.4	0.8	0.7	0.05	0.07	C37-38
Bone	18	0.3	0.8	0.9	0.05	0.07	13	0.3	0.6	0.5	0.03	0.07	C40-41
Melanoma of skin	7	0.1	0.3	0.3	0.02	0.04	14	0.3	0.6	0.5	0.02	0.08	C43
Other skin	90		4.0	3.2	0.16	0.40	81		3.6	2.3	0.10	0.23	C44
Mesothelioma	4	0.1	0.2	0.1	0.01	0.01	4	0.1	0.2	0.1	0.01	0.01	C45
Kaposi sarcoma	0	0.0	0.0	0.0	0.00	0.00	0	0.0	0.0	0.0	0.00	0.00	C46
Connective and soft tissue	19	0.3	0.9	0.8	0.05	0.08	22	0.5	1.0	0.7	0.04	0.07	C47+C49
Breast	6	0.1	0.3	0.2	0.00	0.03	802	16.8	35.5	26.1	2.23	2.72	C50
Vulva							10	0.2	0.4	0.3	0.02	0.03	C51
Vagina							2	0.0	0.1	0.1	0.01	0.01	C52
Cervix uteri							259	5.4	11.5	8.6	0.74	0.90	C53
Corpus uteri							466	9.8	20.6	15.8	1.46	1.71	C54
Uterus unspecified							3	0.1	0.1	0.1	0.01	0.01	C55
Ovary							123	2.6	5.4	4.2	0.34	0.41	C56
Other female genital organs							4	0.1	0.2	0.2	0.01	0.02	C57
Placenta							1	0.0	0.0	0.0	0.00	0.00	C58
Penis	17	0.2	0.8	0.6	0.03	0.07							C60
Prostate	202	3.0	9.0	7.3	0.13	0.77							C61
Testis	24	0.4	1.1	1.0	0.07	0.08							C62
Other male genital organs	2	0.0	0.1	0.1	0.01	0.01							C63
Kidney	71	1.0	3.2	2.9	0.16	0.35	45	0.9	2.0	1.8	0.12	0.18	C64
Renal pelvis	10	0.1	0.4	0.4	0.01	0.04	9	0.2	0.4	0.3	0.01	0.04	C65
Ureter	10	0.1	0.4	0.4	0.02	0.05	10	0.2	0.4	0.3	0.01	0.04	C66
Bladder	184	2.7	8.2	7.0	0.32	0.90	44	0.9	1.9	1.3	0.04	0.16	C67
Other urinary organs	0	0.0	0.0	0.0	0.00	0.00	0	0.0	0.0	0.0	0.00	0.00	C68
Eye	4	0.1	0.2	0.2	0.01	0.02	2	0.0	0.1	0.2	0.01	0.01	C69
Brain and nervous system	65	1.0	2.9	2.6	0.18	0.23	51	1.1	2.3	2.4	0.15	0.18	C70-72
Thyroid	57	0.8	2.6	2.1	0.15	0.21	216	4.5	9.6	7.4	0.60	0.67	C73
Adrenal gland	8	0.1	0.4	0.4	0.03	0.04	4	0.1	0.2	0.2	0.01	0.02	C74
Other endocrine	3	0.0	0.1	0.1	0.01	0.01	1	0.0	0.0	0.0	0.00	0.00	C75
Hodgkin lymphoma	8	0.1	0.4	0.3	0.02	0.02	5	0.1	0.2	0.2	0.02	0.02	C81
Non-Hodgkin lymphoma	117	1.7	5.2	4.3	0.29	0.45	82	1.7	3.6	2.8	0.14	0.36	C82-86,C96
Immunoproliferative diseases	4	0.1	0.2	0.1	0.00	0.01	3	0.1	0.1	0.1	0.00	0.01	C88
Multiple myeloma	38	0.6	1.7	1.3	0.10	0.15	31	0.6	1.4	1.0	0.04	0.12	C90
Lymphoid leukaemia	37	0.5	1.7	2.0	0.10	0.15	24	0.5	1.1	1.2	0.07	0.10	C91
Myeloid leukaemia	80	1.2	3.6	3.3	0.18	0.33	59	1.2	2.6	2.4	0.15	0.23	C92-94
Leukaemia unspecified	8	0.1	0.4	0.3	0.02	0.04	4	0.1	0.2	0.2	0.01	0.01	C95
Myeloproliferative disorders	16	0.2	0.7	0.6	0.04	0.08	22	0.5	1.0	0.8	0.06	0.09	MPD
Myelodysplastic syndromes	18	0.3	0.8	0.7	0.03	0.08	19	0.4	0.8	0.6	0.02	0.06	MDS
Other and unspecified	119	1.7	5.3	4.4	0.21	0.49	90	1.9	4.0	2.8	0.16	0.27	O&U
All sites	6918		309.9	255.1	15.42	30.15	4857		215.1	160.6	10.92	17.78	C00-96
All sites except C44	6828	100.0	305.8	251.9	15.26	29.75	4776	100.0	211.5	158.4	10.83	17.55	C00-96 exc. C44

China, Zhuhai

CONTRIBUTORS

Yong-yong Teng
 Hong-ge Guo
 Jin-li Zhao
 Shui-xian Xie
 Yu Xu
 Hao-sen Ye
 Mei-ting Chen



NOTES ON THE DATA

†C67 (bladder cancer) includes neoplasms of uncertain or unknown behaviour together with invasive cancers.

20 major cancers, ASR (World) per 100 000

<i>Male</i>		<i>Female</i>	
Trachea, bronchus, and lung	52.1	Breast	34.8
Liver	42.6	Trachea, bronchus, and lung	27.9
Nasopharynx	24.0	Cervix uteri	15.0
Colon	14.9	Colon	12.4
Stomach	14.5	Liver	9.5
Rectum	13.8	Nasopharynx	9.0
Oesophagus	9.3	Rectum	8.7
Prostate	9.2	Ovary	8.2
Bladder	8.0	Corpus uteri	8.0
Other and unspecified	6.8	Thyroid	8.0
Non-Hodgkin lymphoma	6.0	Stomach	7.5
Brain and nervous system	4.7	Other and unspecified	5.8
Pancreas	3.9	Brain and nervous system	5.0
Kidney	3.0	Non-Hodgkin lymphoma	4.7
Larynx	2.9	Oesophagus	3.0
Myeloid leukaemia	2.8	Pancreas	2.6
Lymphoid leukaemia	2.7	Myeloid leukaemia	2.4
Thyroid	2.5	Lymphoid leukaemia	2.2
Bone	2.2	Gallbladder etc.	2.1
Gallbladder etc.	2.2	Non-melanoma skin cancer	2.0
All sites	246.0	All sites	196.1

China, Zhuhai (2010–2012)

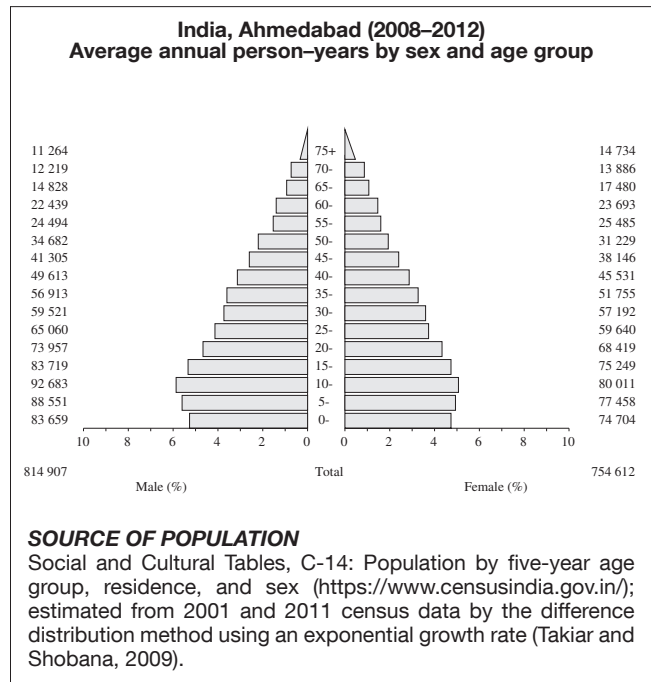
SITE	Male						Female						ICD-10
	No. cases	Freq. (%)	Crude rate (per 100 000)	ASR world	Cum. rates 0-64 (%)	0-74	No. cases	Freq. (%)	Crude rate (per 100 000)	ASR world	Cum. rates 0-64 (%)	0-74	
Lip	0	0.0	0.0	0.0	0.00	0.00	1	0.0	0.1	0.0	0.00	0.00	C00
Tongue	19	0.5	1.2	1.1	0.11	0.14	7	0.2	0.5	0.4	0.03	0.05	C01-02
Mouth	11	0.3	0.7	0.6	0.04	0.09	8	0.2	0.5	0.4	0.03	0.03	C03-06
Salivary glands	12	0.3	0.8	0.7	0.03	0.11	8	0.2	0.5	0.5	0.04	0.05	C07-08
Tonsil	3	0.1	0.2	0.1	0.01	0.01	3	0.1	0.2	0.2	0.01	0.03	C09
Other oropharynx	5	0.1	0.3	0.4	0.01	0.06	0	0.0	0.0	0.0	0.00	0.00	C10
Nasopharynx	461	11.1	29.0	24.0	2.01	2.60	169	4.9	11.1	9.0	0.76	0.93	C11
Hypopharynx	5	0.1	0.3	0.3	0.03	0.03	0	0.0	0.0	0.0	0.00	0.00	C12-13
Pharynx unspecified	4	0.1	0.3	0.3	0.02	0.03	1	0.0	0.1	0.0	0.00	0.00	C14
Oesophagus	154	3.7	9.7	9.3	0.54	1.06	48	1.4	3.1	3.0	0.14	0.42	C15
Stomach	244	5.9	15.3	14.5	0.83	1.80	137	4.0	9.0	7.5	0.38	0.78	C16
Small intestine	22	0.5	1.4	1.3	0.08	0.17	25	0.7	1.6	1.7	0.11	0.24	C17
Colon	253	6.1	15.9	14.9	0.73	1.71	217	6.3	14.2	12.4	0.69	1.45	C18
Rectum	239	5.8	15.0	13.8	0.76	1.76	145	4.2	9.5	8.7	0.46	1.13	C19-20
Anus	3	0.1	0.2	0.2	0.00	0.03	6	0.2	0.4	0.3	0.01	0.04	C21
Liver	740	17.8	46.5	42.6	2.95	5.09	154	4.5	10.1	9.5	0.49	1.13	C22
Gallbladder etc.	36	0.9	2.3	2.2	0.14	0.27	35	1.0	2.3	2.1	0.12	0.21	C23-24
Pancreas	65	1.6	4.1	3.9	0.19	0.49	44	1.3	2.9	2.6	0.13	0.37	C25
Nose, sinuses etc.	11	0.3	0.7	0.6	0.05	0.08	6	0.2	0.4	0.3	0.01	0.04	C30-31
Larynx	48	1.2	3.0	2.9	0.21	0.40	2	0.1	0.1	0.1	0.01	0.01	C32
Trachea, bronchus, and lung	857	20.6	53.8	52.1	2.70	6.53	480	13.9	31.4	27.9	1.55	3.24	C33-34
Other thoracic organs	21	0.5	1.3	1.0	0.07	0.09	19	0.6	1.2	1.3	0.04	0.20	C37-38
Bone	38	0.9	2.4	2.2	0.11	0.23	13	0.4	0.9	0.6	0.04	0.04	C40-41
Melanoma of skin	4	0.1	0.3	0.3	0.03	0.03	5	0.1	0.3	0.3	0.02	0.04	C43
Other skin	39		2.5	2.2	0.12	0.23	35		2.3	2.0	0.14	0.22	C44
Mesothelioma	7	0.2	0.4	0.4	0.01	0.05	7	0.2	0.5	0.4	0.02	0.06	C45
Kaposi sarcoma	0	0.0	0.0	0.0	0.00	0.00	0	0.0	0.0	0.0	0.00	0.00	C46
Connective and soft tissue	19	0.5	1.2	1.3	0.06	0.14	20	0.6	1.3	1.6	0.08	0.15	C47+C49
Breast	3	0.1	0.2	0.2	0.01	0.02	673	19.5	44.0	34.8	2.84	3.71	C50
Vulva							5	0.1	0.3	0.2	0.01	0.03	C51
Vagina							3	0.1	0.2	0.1	0.01	0.01	C52
Cervix uteri							289	8.4	18.9	15.0	1.28	1.64	C53
Corpus uteri							150	4.3	9.8	8.0	0.70	0.87	C54
Uterus unspecified							15	0.4	1.0	0.9	0.07	0.10	C55
Ovary							147	4.3	9.6	8.2	0.60	0.80	C56
Other female genital organs							9	0.3	0.6	0.4	0.04	0.04	C57
Placenta							2	0.1	0.1	0.1	0.01	0.01	C58
Penis	4	0.1	0.3	0.3	0.00	0.05							C60
Prostate	150	3.6	9.4	9.2	0.11	1.06							C61
Testis	15	0.4	0.9	1.1	0.08	0.08							C62
Other male genital organs	3	0.1	0.2	0.2	0.02	0.02							C63
Kidney	52	1.3	3.3	3.0	0.18	0.32	29	0.8	1.9	1.6	0.11	0.20	C64
Renal pelvis	10	0.2	0.6	0.6	0.03	0.05	6	0.2	0.4	0.4	0.02	0.05	C65
Ureter	7	0.2	0.4	0.4	0.01	0.06	3	0.1	0.2	0.2	0.00	0.02	C66
†Bladder	133	3.2	8.4	8.0	0.23	0.99	26	0.8	1.7	1.4	0.03	0.15	C67
Other urinary organs	1	0.0	0.1	0.0	0.00	0.00	2	0.1	0.1	0.1	0.01	0.01	C68
Eye	0	0.0	0.0	0.0	0.00	0.00	1	0.0	0.1	0.0	0.00	0.00	C69
Brain and nervous system	75	1.8	4.7	4.7	0.31	0.45	85	2.5	5.6	5.0	0.34	0.46	C70-72
Thyroid	50	1.2	3.1	2.5	0.16	0.26	151	4.4	9.9	8.0	0.63	0.77	C73
Adrenal gland	4	0.1	0.3	0.4	0.02	0.03	3	0.1	0.2	0.2	0.00	0.04	C74
Other endocrine	2	0.0	0.1	0.1	0.01	0.01	1	0.0	0.1	0.1	0.01	0.01	C75
Hodgkin lymphoma	1	0.0	0.1	0.1	0.00	0.01	12	0.3	0.8	0.6	0.04	0.04	C81
Non-Hodgkin lymphoma	102	2.5	6.4	6.0	0.37	0.73	76	2.2	5.0	4.7	0.26	0.53	C82-86,C96
Immunoproliferative diseases	1	0.0	0.1	0.0	0.00	0.00	0	0.0	0.0	0.0	0.00	0.00	C88
Multiple myeloma	28	0.7	1.8	1.7	0.09	0.25	17	0.5	1.1	1.1	0.09	0.15	C90
Lymphoid leukaemia	40	1.0	2.5	2.7	0.12	0.21	27	0.8	1.8	2.2	0.14	0.16	C91
Myeloid leukaemia	46	1.1	2.9	2.8	0.15	0.30	38	1.1	2.5	2.4	0.16	0.21	C92-94
Leukaemia unspecified	20	0.5	1.3	1.3	0.07	0.14	21	0.6	1.4	1.3	0.10	0.11	C95
Myeloproliferative disorders	9	0.2	0.6	0.6	0.04	0.05	2	0.1	0.1	0.2	0.01	0.01	MPD
Myelodysplastic syndromes	4	0.1	0.3	0.3	0.00	0.03	1	0.0	0.1	0.1	0.01	0.01	MDS
Other and unspecified	114	2.7	7.2	6.8	0.37	0.82	96	2.8	6.3	5.8	0.32	0.63	O&U
All sites	4194		263.5	246.0	14.21	29.18	3485		227.9	196.1	13.16	21.65	C00-96
All sites except C44	4155	100.0	261.1	243.8	14.09	28.95	3450	100.0	225.6	194.1	13.02	21.43	C00-96 exc. C44

† See note following population pyramid

India, Ahmedabad

CONTRIBUTORS

Rakeshkumar Vyas
Geeta Joshi
Janmesh Shah
Himanshu Patel
Jayesh Solanki
Vishruti Pandya



NOTES ON THE DATA

*No official mortality data.

20 major cancers, ASR (World) per 100 000

<i>Male</i>		<i>Female</i>	
Mouth	10.7	Breast	11.6
Tongue	10.0	Cervix uteri	9.5
Trachea, bronchus, and lung	9.4	Ovary	2.9
Other and unspecified	6.9	Other and unspecified	2.6
Hypopharynx	4.5	Mouth	2.4
Oesophagus	4.1	Tongue	2.1
Larynx	3.2	Oesophagus	1.9
Prostate	1.9	Myeloid leukaemia	1.7
Non-Hodgkin lymphoma	1.9	Trachea, bronchus, and lung	1.1
Liver	1.9	Hypopharynx	1.0
Tonsil	1.8	Non-Hodgkin lymphoma	0.9
Lymphoid leukaemia	1.7	Thyroid	0.9
Rectum	1.5	Vagina	0.9
Myeloid leukaemia	1.4	Lymphoid leukaemia	0.8
Colon	1.3	Gallbladder etc.	0.8
Brain and nervous system	1.3	Brain and nervous system	0.8
Bladder	1.2	Stomach	0.7
Pharynx unspecified	1.1	Colon	0.7
Stomach	0.9	Corpus uteri	0.6
Kidney	0.9	Kidney	0.6
All sites	77.3	All sites	51.4

*India, Ahmedabad (2008–2012)

SITE	Male						Female						ICD-10
	§No. cases	Freq. (%)	Crude rate (per 100 000)	ASR world	Cum. rates 0-64 (%)	0-74	No. cases	Freq. (%)	Crude rate (per 100 000)	ASR world	Cum. rates 0-64 (%)	0-74	
Lip	11	0.5	0.3	0.5	0.04	0.07	8	0.6	0.3	0.3	0.03	0.03	C00
Tongue	275	13.6	8.4	10.0	0.77	1.14	57	4.1	1.9	2.1	0.18	0.24	C01-02
Mouth	298	14.8	9.1	10.7	0.85	1.16	65	4.7	2.2	2.4	0.20	0.25	C03-06
Salivary glands	3	0.1	0.1	0.1	0.01	0.01	4	0.3	0.1	0.2	0.01	0.02	C07-08
Tonsil	47	2.3	1.4	1.8	0.16	0.19	5	0.4	0.2	0.2	0.01	0.03	C09
Other oropharynx	17	0.8	0.5	0.7	0.04	0.10	1	0.1	0.0	0.0	0.00	0.00	C10
Nasopharynx	12	0.6	0.4	0.4	0.03	0.05	7	0.5	0.2	0.3	0.02	0.03	C11
Hypopharynx	112	5.6	3.4	4.5	0.32	0.57	26	1.9	0.9	1.0	0.08	0.11	C12-13
Pharynx unspecified	31	1.5	1.0	1.1	0.09	0.12	9	0.6	0.3	0.3	0.02	0.04	C14
Oesophagus	101	5.0	3.1	4.1	0.32	0.48	51	3.7	1.7	1.9	0.14	0.22	C15
Stomach	25	1.2	0.8	0.9	0.08	0.11	19	1.4	0.6	0.7	0.04	0.08	C16
Small intestine	6	0.3	0.2	0.2	0.02	0.02	2	0.1	0.1	0.1	0.01	0.01	C17
Colon	34	1.7	1.0	1.3	0.09	0.16	17	1.2	0.6	0.7	0.06	0.07	C18
Rectum	37	1.8	1.1	1.5	0.08	0.16	15	1.1	0.5	0.5	0.04	0.05	C19-20
Anus	5	0.2	0.2	0.2	0.02	0.02	7	0.5	0.2	0.3	0.02	0.03	C21
Liver	45	2.2	1.4	1.9	0.13	0.23	6	0.4	0.2	0.2	0.02	0.02	C22
Gallbladder etc.	16	0.8	0.5	0.6	0.04	0.07	20	1.4	0.7	0.8	0.07	0.09	C23-24
Pancreas	14	0.7	0.4	0.6	0.03	0.07	5	0.4	0.2	0.2	0.02	0.02	C25
Nose, sinuses etc.	22	1.1	0.7	0.8	0.08	0.10	11	0.8	0.4	0.4	0.03	0.05	C30-31
Larynx	78	3.9	2.4	3.2	0.21	0.41	7	0.5	0.2	0.3	0.03	0.03	C32
Trachea, bronchus, and lung	232	11.5	7.1	9.4	0.65	1.17	28	2.0	0.9	1.1	0.09	0.13	C33-34
Other thoracic organs	4	0.2	0.1	0.2	0.02	0.02	2	0.1	0.1	0.1	0.01	0.01	C37-38
Bone	13	0.6	0.4	0.4	0.03	0.03	15	1.1	0.5	0.5	0.04	0.04	C40-41
Melanoma of skin	4	0.2	0.1	0.2	0.01	0.02	4	0.3	0.1	0.1	0.01	0.02	C43
Other skin	12		0.4	0.5	0.03	0.05	17		0.6	0.6	0.04	0.08	C44
Mesothelioma	0	0.0	0.0	0.0	0.00	0.00	3	0.2	0.1	0.1	0.01	0.01	C45
Kaposi sarcoma	0	0.0	0.0	0.0	0.00	0.00	0	0.0	0.0	0.0	0.00	0.00	C46
Connective and soft tissue	14	0.7	0.4	0.5	0.03	0.04	7	0.5	0.2	0.2	0.01	0.01	C47+C49
Breast	11	0.5	0.3	0.4	0.04	0.06	314	22.6	10.4	11.6	0.97	1.27	C50
Vulva							10	0.7	0.3	0.4	0.01	0.05	C51
Vagina							23	1.7	0.8	0.9	0.07	0.09	C52
Cervix uteri							262	18.9	8.7	9.5	0.76	1.04	C53
Corpus uteri							17	1.2	0.6	0.6	0.05	0.05	C54
Uterus unspecified							4	0.3	0.1	0.2	0.01	0.02	C55
Ovary							76	5.5	2.5	2.9	0.25	0.31	C56
Other female genital organs							3	0.2	0.1	0.1	0.01	0.02	C57
Placenta							1	0.1	0.0	0.0	0.00	0.00	C58
Penis	18	0.9	0.6	0.7	0.03	0.09							C60
Prostate	45	2.2	1.4	1.9	0.09	0.27							C61
Testis	19	0.9	0.6	0.5	0.04	0.04							C62
Other male genital organs	0	0.0	0.0	0.0	0.00	0.00							C63
Kidney	23	1.1	0.7	0.9	0.05	0.09	17	1.2	0.6	0.6	0.05	0.05	C64
Renal pelvis	0	0.0	0.0	0.0	0.00	0.00	0	0.0	0.0	0.0	0.00	0.00	C65
Ureter	0	0.0	0.0	0.0	0.00	0.00	0	0.0	0.0	0.0	0.00	0.00	C66
Bladder	28	1.4	0.9	1.2	0.05	0.14	5	0.4	0.2	0.2	0.01	0.03	C67
Other urinary organs	0	0.0	0.0	0.0	0.00	0.00	0	0.0	0.0	0.0	0.00	0.00	C68
Eye	4	0.2	0.1	0.1	0.01	0.01	1	0.1	0.0	0.0	0.00	0.00	C69
Brain and nervous system	38	1.9	1.2	1.3	0.10	0.13	23	1.7	0.8	0.8	0.06	0.06	C70-72
Thyroid	9	0.4	0.3	0.3	0.03	0.04	25	1.8	0.8	0.9	0.06	0.09	C73
Adrenal gland	1	0.0	0.0	0.0	0.01	0.01	4	0.3	0.1	0.2	0.01	0.01	C74
Other endocrine	1	0.0	0.0	0.0	0.00	0.00	0	0.0	0.0	0.0	0.00	0.00	C75
Hodgkin lymphoma	20	1.0	0.6	0.7	0.04	0.07	9	0.6	0.3	0.3	0.02	0.02	C81
Non-Hodgkin lymphoma	50	2.5	1.5	1.9	0.15	0.22	27	1.9	0.9	0.9	0.07	0.09	C82-86,C96
Immunoproliferative diseases	0	0.0	0.0	0.0	0.00	0.00	0	0.0	0.0	0.0	0.00	0.00	C88
Multiple myeloma	12	0.6	0.4	0.5	0.03	0.06	9	0.6	0.3	0.4	0.04	0.04	C90
Lymphoid leukaemia	53	2.6	1.6	1.7	0.09	0.11	24	1.7	0.8	0.8	0.05	0.07	C91
Myeloid leukaemia	40	2.0	1.2	1.4	0.09	0.15	49	3.5	1.6	1.7	0.12	0.13	C92-94
Leukaemia unspecified	16	0.8	0.5	0.5	0.03	0.05	12	0.9	0.4	0.4	0.03	0.03	C95
Myeloproliferative disorders	0	0.0	0.0	0.0	0.00	0.00	0	0.0	0.0	0.0	0.00	0.00	MPD
Myelodysplastic syndromes	1	0.0	0.0	0.0	0.01	0.01	0	0.0	0.0	0.0	0.00	0.00	MDS
Other and unspecified	172	8.5	5.3	6.9	0.46	0.83	71	5.1	2.4	2.6	0.20	0.31	O&U
All sites	2029		62.2	77.3	5.52	8.92	1404		46.5	51.4	4.07	5.52	C00-96
All sites except C44	2017	100.0	61.9	76.8	5.49	8.87	1387	100.0	46.0	50.8	4.03	5.45	C00-96 exc. C44

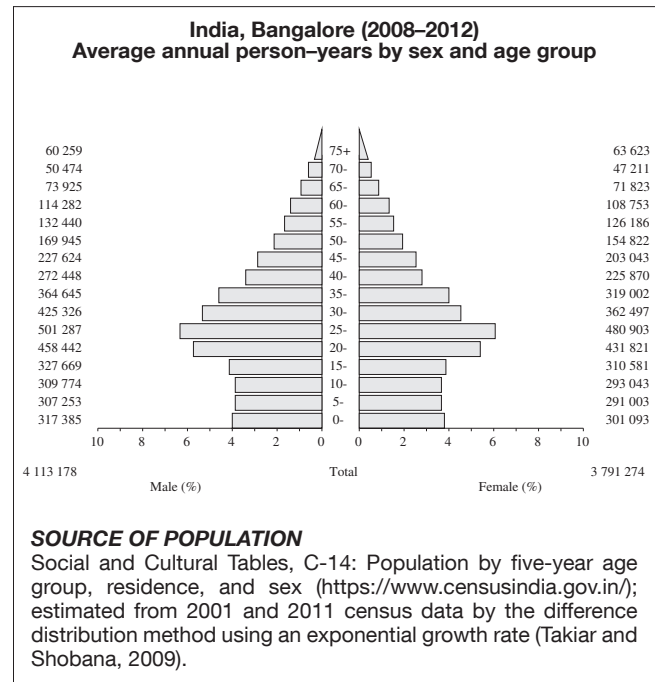
§Includes 3 cases of unknown age

*See note following population pyramid

India, Bangalore

CONTRIBUTORS

K.B. Lingegowda
C. Ramesh
C.R. Vijay
B.R. Gopala Krishnappa



NOTES ON THE DATA

*No official mortality data.

20 major cancers, ASR (World) per 100 000

<i>Male</i>		<i>Female</i>	
Trachea, bronchus, and lung	10.6	Breast	35.1
Stomach	8.3	Cervix uteri	17.5
Prostate	8.3	Ovary	7.2
Other and unspecified	7.4	Mouth	5.7
Oesophagus	7.2	Corpus uteri	5.7
Liver	4.9	Oesophagus	5.6
Tongue	4.4	Other and unspecified	5.6
Non-Hodgkin lymphoma	4.4	Stomach	5.2
Mouth	4.0	Trachea, bronchus, and lung	4.5
Colon	3.9	Thyroid	3.5
Rectum	3.9	Non-Hodgkin lymphoma	3.1
Hypopharynx	3.7	Colon	2.9
Brain and nervous system	3.5	Rectum	2.7
Larynx	3.5	Brain and nervous system	2.7
Bladder	3.0	Liver	2.0
Kidney	2.2	Myeloid leukaemia	1.8
Pancreas	2.0	Gallbladder etc.	1.6
Myeloid leukaemia	2.0	Multiple myeloma	1.4
Multiple myeloma	1.9	Tongue	1.4
Lymphoid leukaemia	1.8	Pancreas	1.2
All sites	107.8	All sites	130.7

*India, Bangalore (2008–2012)

SITE	Male						Female						ICD-10
	§No. cases	Freq. (%)	Crude rate (per 100 000)	ASR world	Cum. rates 0-64 0-74 (%)		§No. cases	Freq. (%)	Crude rate (per 100 000)	ASR world	Cum. rates 0-64 0-74 (%)		
Lip	22	0.1	0.1	0.1	0.01	0.02	22	0.1	0.1	0.1	0.01	0.01	C00
Tongue	724	4.3	3.5	4.4	0.30	0.55	204	1.0	1.1	1.4	0.09	0.16	C01-02
Mouth	663	4.0	3.2	4.0	0.28	0.48	835	4.1	4.4	5.7	0.35	0.73	C03-06
Salivary glands	91	0.5	0.4	0.5	0.03	0.07	84	0.4	0.4	0.5	0.04	0.05	C07-08
Tonsil	134	0.8	0.7	0.9	0.06	0.12	37	0.2	0.2	0.3	0.01	0.03	C09
Other oropharynx	157	0.9	0.8	1.0	0.06	0.14	22	0.1	0.1	0.2	0.01	0.02	C10
Nasopharynx	84	0.5	0.4	0.5	0.04	0.05	33	0.2	0.2	0.2	0.01	0.02	C11
Hypopharynx	552	3.3	2.7	3.7	0.19	0.46	117	0.6	0.6	0.7	0.05	0.07	C12-13
Pharynx unspecified	125	0.7	0.6	0.8	0.05	0.10	46	0.2	0.2	0.3	0.02	0.03	C14
Oesophagus	1080	6.5	5.3	7.2	0.42	0.87	821	4.1	4.3	5.6	0.31	0.70	C15
Stomach	1295	7.7	6.3	8.3	0.50	1.06	788	3.9	4.2	5.2	0.30	0.61	C16
Small intestine	69	0.4	0.3	0.5	0.02	0.06	51	0.3	0.3	0.3	0.03	0.03	C17
Colon	622	3.7	3.0	3.9	0.21	0.45	452	2.2	2.4	2.9	0.17	0.33	C18
Rectum	624	3.7	3.0	3.9	0.22	0.48	422	2.1	2.2	2.7	0.17	0.32	C19-20
Anus	64	0.4	0.3	0.4	0.03	0.05	69	0.3	0.4	0.5	0.02	0.06	C21
Liver	724	4.3	3.5	4.9	0.24	0.61	285	1.4	1.5	2.0	0.10	0.25	C22
Gallbladder etc.	187	1.1	0.9	1.3	0.07	0.17	232	1.1	1.2	1.6	0.10	0.20	C23-24
Pancreas	306	1.8	1.5	2.0	0.10	0.26	174	0.9	0.9	1.2	0.07	0.14	C25
Nose, sinuses etc.	84	0.5	0.4	0.5	0.03	0.05	69	0.3	0.4	0.4	0.03	0.05	C30-31
Larynx	519	3.1	2.5	3.5	0.19	0.45	78	0.4	0.4	0.5	0.03	0.06	C32
Trachea, bronchus, and lung	1576	9.4	7.7	10.6	0.55	1.38	671	3.3	3.5	4.5	0.29	0.56	C33-34
Other thoracic organs	64	0.4	0.3	0.4	0.02	0.05	56	0.3	0.3	0.4	0.02	0.05	C37-38
Bone	181	1.1	0.9	0.9	0.06	0.08	127	0.6	0.7	0.7	0.05	0.06	C40-41
Melanoma of skin	68	0.4	0.3	0.4	0.03	0.05	41	0.2	0.2	0.3	0.02	0.03	C43
Other skin	242		1.2	1.5	0.08	0.19	181		1.0	1.2	0.08	0.13	C44
Mesothelioma	12	0.1	0.1	0.1	0.00	0.01	6	0.0	0.0	0.0	0.00	0.00	C45
Kaposi sarcoma	5	0.0	0.0	0.0	0.00	0.01	0	0.0	0.0	0.0	0.00	0.00	C46
Connective and soft tissue	158	0.9	0.8	0.9	0.06	0.08	113	0.6	0.6	0.7	0.04	0.06	C47+C49
Breast	177	1.1	0.9	1.1	0.07	0.13	5577	27.6	29.4	35.1	2.62	4.09	C50
Vulva							86	0.4	0.5	0.6	0.02	0.08	C51
Vagina							106	0.5	0.6	0.7	0.04	0.08	C52
Cervix uteri							2741	13.5	14.5	17.5	1.30	2.07	C53
Corpus uteri							831	4.1	4.4	5.7	0.39	0.74	C54
Uterus unspecified							170	0.8	0.9	1.1	0.07	0.14	C55
Ovary							1140	5.6	6.0	7.2	0.54	0.83	C56
Other female genital organs							5	0.0	0.0	0.0	0.00	0.00	C57
Placenta							12	0.1	0.1	0.0	0.00	0.00	C58
Penis	148	0.9	0.7	0.9	0.06	0.10							C60
Prostate	1169	7.0	5.7	8.3	0.23	0.98							C61
Testis	105	0.6	0.5	0.4	0.03	0.03							C62
Other male genital organs	6	0.0	0.0	0.0	0.00	0.00							C63
Kidney	341	2.0	1.7	2.2	0.13	0.25	166	0.8	0.9	1.1	0.06	0.11	C64
Renal pelvis	5	0.0	0.0	0.0	0.00	0.00	3	0.0	0.0	0.0	0.00	0.00	C65
Ureter	4	0.0	0.0	0.0	0.00	0.01	4	0.0	0.0	0.0	0.00	0.01	C66
Bladder	442	2.6	2.1	3.0	0.14	0.35	159	0.8	0.8	1.1	0.05	0.13	C67
Other urinary organs	2	0.0	0.0	0.0	0.00	0.00	2	0.0	0.0	0.0	0.00	0.00	C68
Eye	20	0.1	0.1	0.1	0.01	0.01	13	0.1	0.1	0.1	0.00	0.01	C69
Brain and nervous system	633	3.8	3.1	3.5	0.24	0.38	455	2.2	2.4	2.7	0.18	0.26	C70-72
Thyroid	259	1.5	1.3	1.4	0.09	0.17	647	3.2	3.4	3.5	0.25	0.37	C73
Adrenal gland	15	0.1	0.1	0.1	0.01	0.01	13	0.1	0.1	0.1	0.00	0.01	C74
Other endocrine	12	0.1	0.1	0.1	0.00	0.01	12	0.1	0.1	0.1	0.00	0.01	C75
Hodgkin lymphoma	240	1.4	1.2	1.3	0.07	0.13	110	0.5	0.6	0.6	0.04	0.06	C81
Non-Hodgkin lymphoma	738	4.4	3.6	4.4	0.27	0.50	495	2.4	2.6	3.1	0.20	0.34	C82-86,C96
Immunoproliferative diseases	5	0.0	0.0	0.0	0.00	0.01	2	0.0	0.0	0.0	0.00	0.00	C88
Multiple myeloma	277	1.7	1.3	1.9	0.10	0.25	207	1.0	1.1	1.4	0.10	0.18	C90
Lymphoid leukaemia	300	1.8	1.5	1.8	0.10	0.15	180	0.9	0.9	1.2	0.06	0.09	C91
Myeloid leukaemia	372	2.2	1.8	2.0	0.12	0.21	311	1.5	1.6	1.8	0.12	0.19	C92-94
Leukaemia unspecified	102	0.6	0.5	0.6	0.03	0.06	58	0.3	0.3	0.3	0.02	0.03	C95
Myeloproliferative disorders	9	0.1	0.0	0.1	0.00	0.01	2	0.0	0.0	0.0	0.00	0.00	MPD
Myelodysplastic syndromes	22	0.1	0.1	0.1	0.01	0.02	16	0.1	0.1	0.1	0.01	0.02	MDS
Other and unspecified	1147	6.9	5.6	7.4	0.42	0.87	853	4.2	4.5	5.6	0.36	0.62	O&U
All sites	16982		82.6	107.8	6.00	12.95	20412		107.7	130.7	8.88	15.24	C00-96
All sites except C44	16740	100.0	81.4	106.3	5.92	12.76	20231	100.0	106.7	129.5	8.80	15.12	C00-96 exc. C44

§Includes 10 cases of unknown age

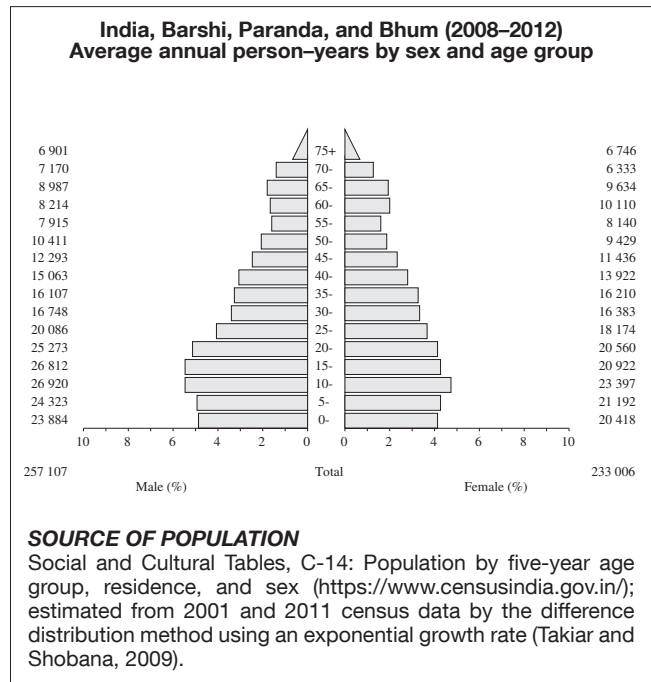
§Includes 10 cases of unknown age

*See note following population pyramid

India, Barshi, Paranda, and Bhum

CONTRIBUTORS

R.A. Badwe
B.M. Nene
Rajesh Dikshit
N.S. Panse
Atul Budukh



NOTES ON THE DATA

*No official mortality data.

20 major cancers, ASR (World) per 100 000

<i>Male</i>		<i>Female</i>	
Mouth	5.0	Cervix uteri	19.0
Other and unspecified	5.0	Breast	11.4
Oesophagus	3.9	Other and unspecified	3.4
Liver	2.9	Ovary	3.3
Trachea, bronchus, and lung	2.3	Oesophagus	2.7
Stomach	2.3	Trachea, bronchus, and lung	1.5
Non-Hodgkin lymphoma	2.1	Colon	1.4
Penis	2.1	Liver	1.3
Prostate	2.0	Stomach	1.3
Larynx	1.8	Non-melanoma skin cancer	1.3
Myeloid leukaemia	1.8	Brain and nervous system	1.2
Tongue	1.8	Tongue	1.1
Brain and nervous system	1.6	Myeloid leukaemia	1.1
Non-melanoma skin cancer	1.5	Mouth	1.1
Bladder	1.4	Non-Hodgkin lymphoma	1.0
Hypopharynx	1.3	Vagina	0.9
Rectum	1.2	Thyroid	0.9
Gallbladder etc.	1.2	Rectum	0.8
Colon	1.1	Bladder	0.7
Lymphoid leukaemia	0.8	Gallbladder etc.	0.6
All sites	50.9	All sites	61.4

*India, Barshi, Paranda, and Bhum (2008–2012)

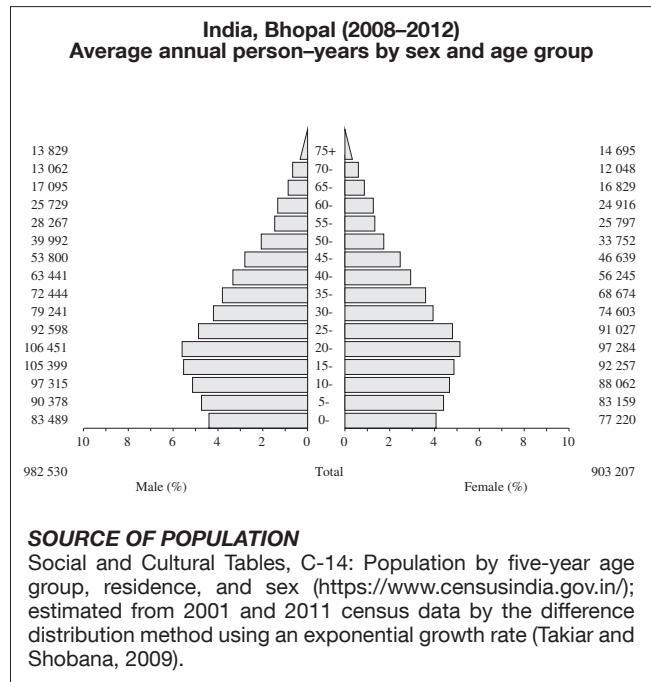
SITE	Male						Female						ICD-10
	No. cases	Freq. (%)	Crude rate (per 100 000)	ASR world	Cum. rates 0-64 (%)	0-74	No. cases	Freq. (%)	Crude rate (per 100 000)	ASR world	Cum. rates 0-64 (%)	0-74	
Lip	4	0.6	0.3	0.3	0.02	0.05	2	0.3	0.2	0.1	0.00	0.01	C00
Tongue	24	3.7	1.9	1.8	0.10	0.22	13	1.8	1.1	1.1	0.07	0.11	C01-02
Mouth	62	9.5	4.8	5.0	0.39	0.59	13	1.8	1.1	1.1	0.09	0.14	C03-06
Salivary glands	5	0.8	0.4	0.4	0.02	0.04	4	0.5	0.3	0.3	0.02	0.03	C07-08
Tonsil	3	0.5	0.2	0.3	0.02	0.02	0	0.0	0.0	0.0	0.00	0.00	C09
Other oropharynx	1	0.2	0.1	0.1	0.00	0.01	0	0.0	0.0	0.0	0.00	0.00	C10
Nasopharynx	0	0.0	0.0	0.0	0.00	0.00	1	0.1	0.1	0.1	0.01	0.01	C11
Hypopharynx	20	3.1	1.6	1.3	0.05	0.16	5	0.7	0.4	0.4	0.01	0.07	C12-13
Pharynx unspecified	5	0.8	0.4	0.3	0.01	0.03	0	0.0	0.0	0.0	0.00	0.00	C14
Oesophagus	54	8.3	4.2	3.9	0.19	0.46	35	4.7	3.0	2.7	0.16	0.30	C15
Stomach	31	4.7	2.4	2.3	0.14	0.31	16	2.2	1.4	1.3	0.09	0.14	C16
Small intestine	0	0.0	0.0	0.0	0.00	0.00	0	0.0	0.0	0.0	0.00	0.00	C17
Colon	13	2.0	1.0	1.1	0.08	0.14	16	2.2	1.4	1.4	0.13	0.16	C18
Rectum	15	2.3	1.2	1.2	0.08	0.14	10	1.4	0.9	0.8	0.04	0.09	C19-20
Anus	4	0.6	0.3	0.3	0.02	0.03	0	0.0	0.0	0.0	0.00	0.00	C21
Liver	37	5.7	2.9	2.9	0.21	0.31	16	2.2	1.4	1.3	0.10	0.15	C22
Gallbladder etc.	14	2.1	1.1	1.2	0.09	0.16	8	1.1	0.7	0.6	0.05	0.08	C23-24
Pancreas	9	1.4	0.7	0.7	0.03	0.07	4	0.5	0.3	0.3	0.01	0.04	C25
Nose, sinuses etc.	3	0.5	0.2	0.3	0.02	0.04	1	0.1	0.1	0.1	0.00	0.01	C30-31
Larynx	25	3.8	1.9	1.8	0.10	0.26	4	0.5	0.3	0.3	0.02	0.04	C32
Trachea, bronchus, and lung	31	4.7	2.4	2.3	0.13	0.29	21	2.8	1.8	1.5	0.08	0.23	C33-34
Other thoracic organs	6	0.9	0.5	0.4	0.01	0.04	7	0.9	0.6	0.6	0.04	0.07	C37-38
Bone	9	1.4	0.7	0.6	0.03	0.05	3	0.4	0.3	0.2	0.01	0.01	C40-41
Melanoma of skin	3	0.5	0.2	0.2	0.01	0.03	5	0.7	0.4	0.4	0.03	0.05	C43
Other skin	22		1.7	1.5	0.05	0.20	17		1.5	1.3	0.08	0.17	C44
Mesothelioma	0	0.0	0.0	0.0	0.00	0.00	0	0.0	0.0	0.0	0.00	0.00	C45
Kaposi sarcoma	0	0.0	0.0	0.0	0.00	0.00	0	0.0	0.0	0.0	0.00	0.00	C46
Connective and soft tissue	4	0.6	0.3	0.3	0.03	0.04	1	0.1	0.1	0.1	0.00	0.00	C47+C49
Breast	2	0.3	0.2	0.1	0.00	0.03	135	18.3	11.6	11.4	0.87	1.27	C50
Vulva							2	0.3	0.2	0.2	0.01	0.01	C51
Vagina							12	1.6	1.0	0.9	0.06	0.11	C52
Cervix uteri							237	32.1	20.3	19.0	1.41	2.20	C53
Corpus uteri							5	0.7	0.4	0.4	0.03	0.06	C54
Uterus unspecified							3	0.4	0.3	0.3	0.03	0.03	C55
Ovary							39	5.3	3.3	3.3	0.25	0.38	C56
Other female genital organs							0	0.0	0.0	0.0	0.00	0.00	C57
Placenta							0	0.0	0.0	0.0	0.00	0.00	C58
Penis	29	4.4	2.3	2.1	0.11	0.26							C60
Prostate	30	4.6	2.3	2.0	0.07	0.28							C61
Testis	9	1.4	0.7	0.7	0.06	0.07							C62
Other male genital organs	0	0.0	0.0	0.0	0.00	0.00							C63
Kidney	7	1.1	0.5	0.6	0.03	0.05	4	0.5	0.3	0.3	0.02	0.03	C64
Renal pelvis	0	0.0	0.0	0.0	0.00	0.00	0	0.0	0.0	0.0	0.00	0.00	C65
Ureter	0	0.0	0.0	0.0	0.00	0.00	0	0.0	0.0	0.0	0.00	0.00	C66
Bladder	18	2.8	1.4	1.4	0.08	0.15	8	1.1	0.7	0.7	0.06	0.06	C67
Other urinary organs	0	0.0	0.0	0.0	0.00	0.00	0	0.0	0.0	0.0	0.00	0.00	C68
Eye	4	0.6	0.3	0.3	0.02	0.03	1	0.1	0.1	0.1	0.01	0.01	C69
Brain and nervous system	19	2.9	1.5	1.6	0.13	0.16	14	1.9	1.2	1.2	0.09	0.09	C70-72
Thyroid	2	0.3	0.2	0.1	0.01	0.01	10	1.4	0.9	0.9	0.08	0.10	C73
Adrenal gland	0	0.0	0.0	0.0	0.00	0.00	2	0.3	0.2	0.1	0.01	0.01	C74
Other endocrine	0	0.0	0.0	0.0	0.00	0.00	0	0.0	0.0	0.0	0.00	0.00	C75
Hodgkin lymphoma	8	1.2	0.6	0.6	0.03	0.06	3	0.4	0.3	0.2	0.02	0.02	C81
Non-Hodgkin lymphoma	28	4.3	2.2	2.1	0.13	0.18	13	1.8	1.1	1.0	0.06	0.11	C82-86,C96
Immunoproliferative diseases	1	0.2	0.1	0.1	0.01	0.01	0	0.0	0.0	0.0	0.00	0.00	C88
Multiple myeloma	3	0.5	0.2	0.3	0.02	0.03	4	0.5	0.3	0.3	0.03	0.04	C90
Lymphoid leukaemia	11	1.7	0.9	0.8	0.05	0.07	6	0.8	0.5	0.6	0.03	0.03	C91
Myeloid leukaemia	23	3.5	1.8	1.8	0.14	0.17	12	1.6	1.0	1.1	0.08	0.10	C92-94
Leukaemia unspecified	9	1.4	0.7	0.7	0.04	0.05	1	0.1	0.1	0.1	0.00	0.00	C95
Myeloproliferative disorders	0	0.0	0.0	0.0	0.00	0.00	0	0.0	0.0	0.0	0.00	0.00	MPD
Myelodysplastic syndromes	0	0.0	0.0	0.0	0.00	0.00	0	0.0	0.0	0.0	0.00	0.00	MDS
Other and unspecified	69	10.6	5.4	5.0	0.25	0.62	43	5.8	3.7	3.4	0.23	0.41	O&U
All sites	676		52.6	50.9	3.01	5.94	756		64.9	61.4	4.43	6.98	C00-96
All sites except C44	654	100.0	50.9	49.5	2.96	5.74	739	100.0	63.4	60.1	4.35	6.81	C00-96 exc. C44

*See note following population pyramid

India, Bhopal

CONTRIBUTORS

Reeni Malik
 Atul Shrivastava
 Sunil Surange
 Sushma Shrivastava
 Shyam Agarwal
 T.P. Sahu
 Rakesh Joshi
 Ravi Gupta
 O.P. Singh
 M.C. Songra



NOTES ON THE DATA

*No official mortality data.

20 major cancers, ASR (World) per 100 000

<i>Male</i>		<i>Female</i>	
Mouth	12.3	Breast	28.6
Trachea, bronchus, and lung	11.8	Cervix uteri	15.7
Tongue	8.6	Ovary	8.0
Larynx	5.8	Mouth	5.3
Prostate	5.7	Gallbladder etc.	5.2
Oesophagus	5.4	Oesophagus	5.0
Hypopharynx	5.0	Other and unspecified	4.2
Other and unspecified	4.7	Trachea, bronchus, and lung	3.6
Non-Hodgkin lymphoma	3.3	Corpus uteri	2.9
Gallbladder etc.	2.8	Tongue	2.8
Stomach	2.6	Non-Hodgkin lymphoma	2.0
Myeloid leukaemia	2.6	Rectum	2.0
Brain and nervous system	2.5	Colon	1.8
Bladder	2.4	Brain and nervous system	1.7
Liver	2.3	Myeloid leukaemia	1.7
Colon	2.2	Thyroid	1.5
Rectum	1.9	Non-melanoma skin cancer	1.4
Non-melanoma skin cancer	1.9	Connective and soft tissue	1.1
Lymphoid leukaemia	1.7	Stomach	1.1
Multiple myeloma	1.6	Lymphoid leukaemia	1.0
All sites	100.2	All sites	105.2

*India, Bhopal (2008–2012)

SITE	Male						Female						ICD-10
	§No. cases	Freq. (%)	Crude rate (per 100 000)	ASR world	Cum. rates 0-64 0-74 (%)		§No. cases	Freq. (%)	Crude rate (per 100 000)	ASR world	Cum. rates 0-64 0-74 (%)		
Lip	19	0.5	0.4	0.5	0.04	0.06	7	0.2	0.2	0.2	0.02	0.02	C00
Tongue	355	9.4	7.2	8.6	0.62	0.95	96	2.6	2.1	2.8	0.21	0.33	C01-02
Mouth	509	13.5	10.4	12.3	0.95	1.34	182	4.8	4.0	5.3	0.40	0.66	C03-06
Salivary glands	10	0.3	0.2	0.3	0.02	0.03	9	0.2	0.2	0.2	0.02	0.02	C07-08
Tonsil	51	1.4	1.0	1.4	0.10	0.16	3	0.1	0.1	0.1	0.01	0.01	C09
Other oropharynx	28	0.7	0.6	0.8	0.04	0.09	4	0.1	0.1	0.1	0.00	0.02	C10
Nasopharynx	11	0.3	0.2	0.3	0.01	0.03	2	0.1	0.0	0.1	0.00	0.01	C11
Hypopharynx	179	4.8	3.6	5.0	0.33	0.65	11	0.3	0.2	0.3	0.03	0.04	C12-13
Pharynx unspecified	17	0.5	0.3	0.5	0.02	0.04	1	0.0	0.0	0.0	0.00	0.00	C14
Oesophagus	190	5.1	3.9	5.4	0.36	0.70	162	4.3	3.6	5.0	0.31	0.64	C15
Stomach	94	2.5	1.9	2.6	0.18	0.34	37	1.0	0.8	1.1	0.09	0.12	C16
Small intestine	3	0.1	0.1	0.1	0.01	0.01	11	0.3	0.2	0.3	0.02	0.03	C17
Colon	85	2.3	1.7	2.2	0.13	0.24	67	1.8	1.5	1.8	0.11	0.22	C18
Rectum	78	2.1	1.6	1.9	0.14	0.22	74	2.0	1.6	2.0	0.13	0.25	C19-20
Anus	30	0.8	0.6	0.8	0.06	0.08	13	0.3	0.3	0.4	0.03	0.04	C21
Liver	86	2.3	1.8	2.3	0.15	0.28	24	0.6	0.5	0.7	0.04	0.08	C22
Gallbladder etc.	102	2.7	2.1	2.8	0.19	0.34	180	4.8	4.0	5.2	0.33	0.61	C23-24
Pancreas	36	1.0	0.7	1.0	0.06	0.12	25	0.7	0.6	0.8	0.05	0.09	C25
Nose, sinuses etc.	16	0.4	0.3	0.4	0.04	0.05	12	0.3	0.3	0.3	0.03	0.03	C30-31
Larynx	203	5.4	4.1	5.8	0.36	0.73	26	0.7	0.6	0.8	0.04	0.11	C32
Trachea, bronchus, and lung	412	11.0	8.4	11.8	0.70	1.49	120	3.2	2.7	3.6	0.26	0.48	C33-34
Other thoracic organs	1	0.0	0.0	0.0	0.00	0.00	1	0.0	0.0	0.0	0.00	0.00	C37-38
Bone	44	1.2	0.9	0.9	0.06	0.08	27	0.7	0.6	0.6	0.03	0.04	C40-41
Melanoma of skin	10	0.3	0.2	0.3	0.02	0.03	5	0.1	0.1	0.1	0.01	0.01	C43
Other skin	71		1.4	1.9	0.11	0.22	51		1.1	1.4	0.08	0.18	C44
Mesothelioma	2	0.1	0.0	0.1	0.01	0.01	0	0.0	0.0	0.0	0.00	0.00	C45
Kaposi sarcoma	1	0.0	0.0	0.0	0.00	0.00	1	0.0	0.0	0.0	0.00	0.00	C46
Connective and soft tissue	51	1.4	1.0	1.2	0.09	0.13	43	1.1	1.0	1.1	0.07	0.13	C47+C49
Breast	22	0.6	0.4	0.6	0.04	0.08	1062	28.3	23.5	28.6	2.21	3.30	C50
Vulva							8	0.2	0.2	0.2	0.02	0.03	C51
Vagina							18	0.5	0.4	0.5	0.03	0.07	C52
Cervix uteri							564	15.0	12.5	15.7	1.20	1.90	C53
Corpus uteri							95	2.5	2.1	2.9	0.22	0.36	C54
Uterus unspecified							5	0.1	0.1	0.2	0.01	0.02	C55
Ovary							296	7.9	6.6	8.0	0.60	0.90	C56
Other female genital organs							0	0.0	0.0	0.0	0.00	0.00	C57
Placenta							10	0.3	0.2	0.2	0.01	0.01	C58
Penis	19	0.5	0.4	0.5	0.03	0.05							C60
Prostate	184	4.9	3.7	5.7	0.18	0.81							C61
Testis	41	1.1	0.8	0.8	0.06	0.07							C62
Other male genital organs	1	0.0	0.0	0.0	0.00	0.00							C63
Kidney	45	1.2	0.9	1.2	0.09	0.13	19	0.5	0.4	0.5	0.04	0.05	C64
Renal pelvis	3	0.1	0.1	0.1	0.01	0.01	1	0.0	0.0	0.0	0.00	0.00	C65
Ureter	1	0.0	0.0	0.0	0.00	0.00	0	0.0	0.0	0.0	0.00	0.00	C66
Bladder	82	2.2	1.7	2.4	0.11	0.31	13	0.3	0.3	0.4	0.02	0.03	C67
Other urinary organs	1	0.0	0.0	0.0	0.00	0.00	0	0.0	0.0	0.0	0.00	0.00	C68
Eye	5	0.1	0.1	0.1	0.01	0.01	7	0.2	0.2	0.2	0.01	0.01	C69
Brain and nervous system	106	2.8	2.2	2.5	0.16	0.26	69	1.8	1.5	1.7	0.13	0.18	C70-72
Thyroid	17	0.5	0.3	0.5	0.02	0.07	57	1.5	1.3	1.5	0.10	0.18	C73
Adrenal gland	2	0.1	0.0	0.1	0.00	0.00	1	0.0	0.0	0.0	0.00	0.00	C74
Other endocrine	1	0.0	0.0	0.0	0.00	0.00	0	0.0	0.0	0.0	0.00	0.00	C75
Hodgkin lymphoma	39	1.0	0.8	0.8	0.05	0.07	24	0.6	0.5	0.6	0.03	0.06	C81
Non-Hodgkin lymphoma	135	3.6	2.7	3.3	0.21	0.36	73	1.9	1.6	2.0	0.16	0.24	C82-86,C96
Immunoproliferative diseases	0	0.0	0.0	0.0	0.00	0.00	0	0.0	0.0	0.0	0.00	0.00	C88
Multiple myeloma	57	1.5	1.2	1.6	0.12	0.17	30	0.8	0.7	0.8	0.05	0.07	C90
Lymphoid leukaemia	68	1.8	1.4	1.7	0.08	0.18	38	1.0	0.8	1.0	0.04	0.09	C91
Myeloid leukaemia	117	3.1	2.4	2.6	0.18	0.23	72	1.9	1.6	1.7	0.13	0.16	C92-94
Leukaemia unspecified	6	0.2	0.1	0.1	0.01	0.02	1	0.0	0.0	0.0	0.00	0.00	C95
Myeloproliferative disorders	0	0.0	0.0	0.0	0.00	0.00	0	0.0	0.0	0.0	0.00	0.00	MPD
Myelodysplastic syndromes	0	0.0	0.0	0.0	0.00	0.00	0	0.0	0.0	0.0	0.00	0.00	MDS
Other and unspecified	184	4.9	3.7	4.7	0.29	0.57	152	4.0	3.4	4.2	0.28	0.47	O&U
All sites	3830		78.0	100.2	6.45	11.83	3809		84.3	105.2	7.61	12.33	C00-96
All sites except C44	3759	100.0	76.5	98.3	6.35	11.61	3758	100.0	83.2	103.8	7.53	12.15	C00-96 exc. C44

§Includes 1 case of unknown age

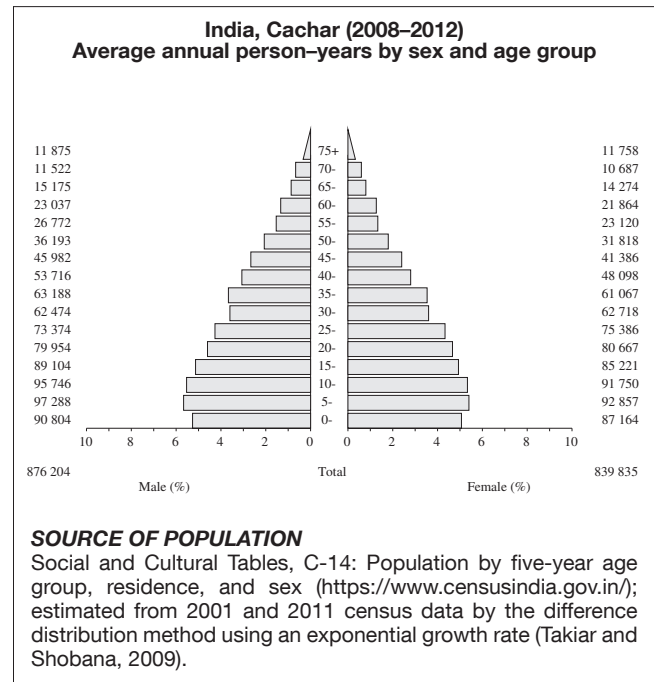
§Includes 2 cases of unknown age

*See note following population pyramid

India, Cachar

CONTRIBUTORS

S. Chakraborty
R.P. Banik
M. Goswami
Samit Paul
Biswajyoti Choudhury
Rini Bhattacharjya
Srabani Mitra (Bhattacharjee)



NOTES ON THE DATA

*No official mortality data.

20 major cancers, ASR (World) per 100 000

<i>Male</i>		<i>Female</i>	
Other and unspecified	28.3	Breast	13.9
Oesophagus	13.4	Other and unspecified	13.0
Hypopharynx	10.6	Cervix uteri	11.2
Trachea, bronchus, and lung	10.6	Gallbladder etc.	9.6
Tongue	7.7	Oesophagus	7.9
Larynx	6.8	Trachea, bronchus, and lung	3.3
Mouth	5.1	Mouth	3.2
Stomach	4.9	Ovary	3.1
Gallbladder etc.	4.2	Tongue	2.8
Tonsil	3.1	Hypopharynx	2.7
Liver	2.6	Stomach	1.9
Non-Hodgkin lymphoma	2.6	Thyroid	1.5
Bladder	2.0	Non-Hodgkin lymphoma	1.5
Prostate	1.7	Rectum	1.3
Rectum	1.6	Liver	1.2
Other oropharynx	1.5	Larynx	1.2
Colon	1.4	Colon	1.2
Salivary glands	1.3	Uterus unspecified	1.2
Penis	1.1	Myeloid leukaemia	1.1
Kidney	1.1	Salivary glands	0.8
All sites	122.5	All sites	91.5

*India, Cachar (2008–2012)

SITE	Male						Female						ICD-10
	No. cases	Freq. (%)	Crude rate (per 100 000)	ASR world	Cum. rates 0-64 (%)	0-74 (%)	§No. cases	Freq. (%)	Crude rate (per 100 000)	ASR world	Cum. rates 0-64 (%)	0-74 (%)	
Lip	21	0.5	0.5	0.6	0.06	0.06	10	0.3	0.2	0.3	0.02	0.04	C00
Tongue	246	6.1	5.6	7.7	0.51	0.93	84	2.8	2.0	2.8	0.16	0.33	C01-02
Mouth	170	4.2	3.9	5.1	0.32	0.61	100	3.3	2.4	3.2	0.26	0.38	C03-06
Salivary glands	46	1.1	1.0	1.3	0.10	0.16	28	0.9	0.7	0.8	0.06	0.08	C07-08
Tonsil	99	2.5	2.3	3.1	0.20	0.36	22	0.7	0.5	0.7	0.04	0.08	C09
Other oropharynx	48	1.2	1.1	1.5	0.10	0.17	9	0.3	0.2	0.3	0.03	0.03	C10
Nasopharynx	18	0.4	0.4	0.5	0.04	0.07	8	0.3	0.2	0.2	0.02	0.02	C11
Hypopharynx	339	8.5	7.7	10.6	0.70	1.36	82	2.7	2.0	2.7	0.18	0.32	C12-13
Pharynx unspecified	26	0.6	0.6	0.8	0.05	0.10	16	0.5	0.4	0.5	0.05	0.06	C14
Oesophagus	428	10.7	9.8	13.4	0.94	1.70	245	8.1	5.8	7.9	0.58	0.96	C15
Stomach	157	3.9	3.6	4.9	0.30	0.62	61	2.0	1.5	1.9	0.16	0.20	C16
Small intestine	9	0.2	0.2	0.3	0.02	0.04	5	0.2	0.1	0.1	0.01	0.02	C17
Colon	49	1.2	1.1	1.4	0.10	0.19	41	1.4	1.0	1.2	0.08	0.15	C18
Rectum	63	1.6	1.4	1.6	0.13	0.16	46	1.5	1.1	1.3	0.11	0.13	C19-20
Anus	13	0.3	0.3	0.4	0.02	0.03	7	0.2	0.2	0.2	0.02	0.03	C21
Liver	85	2.1	1.9	2.6	0.12	0.32	42	1.4	1.0	1.2	0.10	0.13	C22
Gallbladder etc.	140	3.5	3.2	4.2	0.32	0.51	316	10.5	7.5	9.6	0.78	1.07	C23-24
Pancreas	22	0.5	0.5	0.6	0.05	0.06	6	0.2	0.1	0.2	0.02	0.02	C25
Nose, sinuses etc.	6	0.1	0.1	0.2	0.00	0.04	0	0.0	0.0	0.0	0.00	0.00	C30-31
Larynx	220	5.5	5.0	6.8	0.45	0.86	37	1.2	0.9	1.2	0.07	0.18	C32
Trachea, bronchus, and lung	322	8.0	7.3	10.6	0.60	1.42	99	3.3	2.4	3.3	0.24	0.40	C33-34
Other thoracic organs	1	0.0	0.0	0.0	0.00	0.00	1	0.0	0.0	0.0	0.00	0.00	C37-38
Bone	37	0.9	0.8	1.0	0.06	0.10	17	0.6	0.4	0.4	0.03	0.04	C40-41
Melanoma of skin	5	0.1	0.1	0.1	0.02	0.02	1	0.0	0.0	0.0	0.00	0.00	C43
Other skin	28		0.6	0.9	0.05	0.10	15		0.4	0.4	0.03	0.06	C44
Mesothelioma	0	0.0	0.0	0.0	0.00	0.00	0	0.0	0.0	0.0	0.00	0.00	C45
Kaposi sarcoma	0	0.0	0.0	0.0	0.00	0.00	0	0.0	0.0	0.0	0.00	0.00	C46
Connective and soft tissue	24	0.6	0.5	0.6	0.03	0.07	11	0.4	0.3	0.3	0.02	0.02	C47+C49
Breast	21	0.5	0.5	0.6	0.04	0.08	494	16.4	11.8	13.9	1.13	1.45	C50
Vulva							16	0.5	0.4	0.5	0.05	0.06	C51
Vagina							10	0.3	0.2	0.3	0.02	0.04	C52
Cervix uteri							373	12.4	8.9	11.2	0.90	1.27	C53
Corpus uteri							24	0.8	0.6	0.7	0.05	0.09	C54
Uterus unspecified							48	1.6	1.1	1.2	0.10	0.10	C55
Ovary							114	3.8	2.7	3.1	0.25	0.32	C56
Other female genital organs							4	0.1	0.1	0.1	0.01	0.01	C57
Placenta							0	0.0	0.0	0.0	0.00	0.00	C58
Penis	40	1.0	0.9	1.1	0.07	0.13							C60
Prostate	49	1.2	1.1	1.7	0.08	0.23							C61
Testis	25	0.6	0.6	0.6	0.04	0.05							C62
Other male genital organs	0	0.0	0.0	0.0	0.00	0.00							C63
Kidney	35	0.9	0.8	1.1	0.06	0.13	8	0.3	0.2	0.2	0.02	0.02	C64
Renal pelvis	0	0.0	0.0	0.0	0.00	0.00	0	0.0	0.0	0.0	0.00	0.00	C65
Ureter	1	0.0	0.0	0.0	0.00	0.00	1	0.0	0.0	0.0	0.00	0.01	C66
Bladder	65	1.6	1.5	2.0	0.12	0.24	12	0.4	0.3	0.4	0.02	0.04	C67
Other urinary organs	1	0.0	0.0	0.0	0.00	0.00	0	0.0	0.0	0.0	0.00	0.00	C68
Eye	3	0.1	0.1	0.1	0.00	0.00	6	0.2	0.1	0.1	0.01	0.01	C69
Brain and nervous system	17	0.4	0.4	0.4	0.03	0.03	8	0.3	0.2	0.2	0.02	0.03	C70-72
Thyroid	21	0.5	0.5	0.6	0.04	0.08	53	1.8	1.3	1.5	0.08	0.17	C73
Adrenal gland	1	0.0	0.0	0.0	0.00	0.00	0	0.0	0.0	0.0	0.00	0.00	C74
Other endocrine	1	0.0	0.0	0.0	0.00	0.00	0	0.0	0.0	0.0	0.00	0.00	C75
Hodgkin lymphoma	11	0.3	0.3	0.3	0.02	0.02	4	0.1	0.1	0.1	0.01	0.01	C81
Non-Hodgkin lymphoma	93	2.3	2.1	2.6	0.20	0.27	51	1.7	1.2	1.5	0.10	0.14	C82-86,C96
Immunoproliferative diseases	0	0.0	0.0	0.0	0.00	0.00	0	0.0	0.0	0.0	0.00	0.00	C88
Multiple myeloma	11	0.3	0.3	0.3	0.03	0.04	9	0.3	0.2	0.3	0.04	0.04	C90
Lymphoid leukaemia	18	0.4	0.4	0.5	0.03	0.04	10	0.3	0.2	0.2	0.02	0.02	C91
Myeloid leukaemia	39	1.0	0.9	1.0	0.07	0.08	40	1.3	1.0	1.1	0.09	0.11	C92-94
Leukaemia unspecified	23	0.6	0.5	0.6	0.03	0.06	18	0.6	0.4	0.5	0.03	0.04	C95
Myeloproliferative disorders	0	0.0	0.0	0.0	0.00	0.00	0	0.0	0.0	0.0	0.00	0.00	MPD
Myelodysplastic syndromes	1	0.0	0.0	0.0	0.00	0.00	0	0.0	0.0	0.0	0.00	0.00	MDS
Other and unspecified	937	23.4	21.4	28.3	1.90	3.48	410	13.6	9.8	13.0	0.93	1.51	O&U
All sites	4035		92.1	122.5	8.05	15.02	3022		72.0	91.5	6.93	10.23	C00-96
All sites except C44	4007	100.0	91.5	121.7	8.00	14.92	3007	100.0	71.6	91.1	6.90	10.17	C00-96 exc. C44

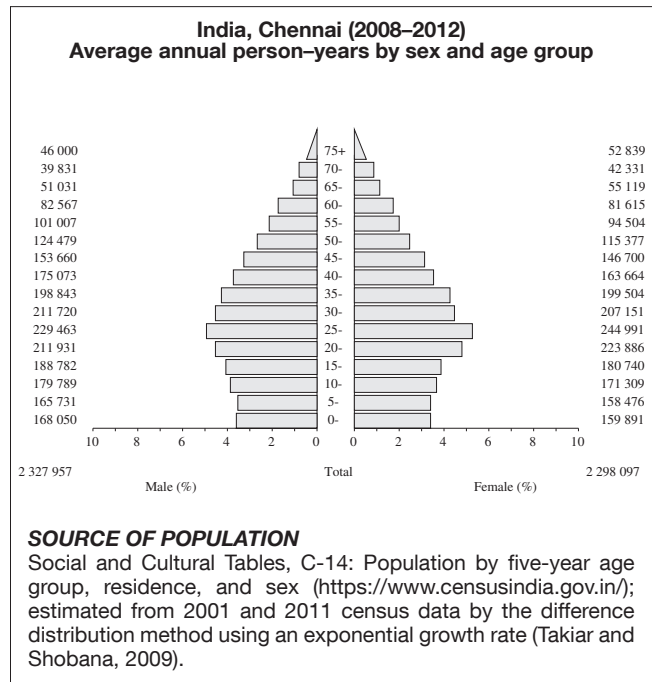
§Includes 1 case of unknown age

*See note following population pyramid

India, Chennai

CONTRIBUTORS

R. Swaminathan
V. Shanta
S. Balasubramanian
P. Sampath
J. Murugaiyan
T.S. Sambandam
R. Selvakumaran
A. Parimala
N. Sridhar
T. Chandrakala



NOTES ON THE DATA

*No official mortality data.

20 major cancers, ASR (World) per 100 000

<i>Male</i>		<i>Female</i>	
Trachea, bronchus, and lung	12.6	Breast	33.8
Stomach	11.2	Cervix uteri	17.3
Mouth	7.6	Ovary	7.6
Tongue	6.5	Stomach	5.5
Oesophagus	6.1	Corpus uteri	4.5
Prostate	6.1	Mouth	4.2
Other and unspecified	5.9	Trachea, bronchus, and lung	4.2
Non-Hodgkin lymphoma	4.7	Other and unspecified	4.0
Larynx	4.7	Oesophagus	3.9
Liver	4.6	Colon	3.1
Rectum	4.2	Non-Hodgkin lymphoma	3.1
Hypopharynx	4.1	Thyroid	2.7
Colon	4.0	Rectum	2.7
Bladder	3.0	Brain and nervous system	2.3
Brain and nervous system	2.8	Tongue	1.9
Myeloid leukaemia	2.4	Hypopharynx	1.7
Lymphoid leukaemia	2.3	Myeloid leukaemia	1.7
Pancreas	1.9	Gallbladder etc.	1.6
Gallbladder etc.	1.8	Lymphoid leukaemia	1.6
Other oropharynx	1.8	Liver	1.4
All sites	117.7	All sites	123.4

*India, Chennai (2008–2012)

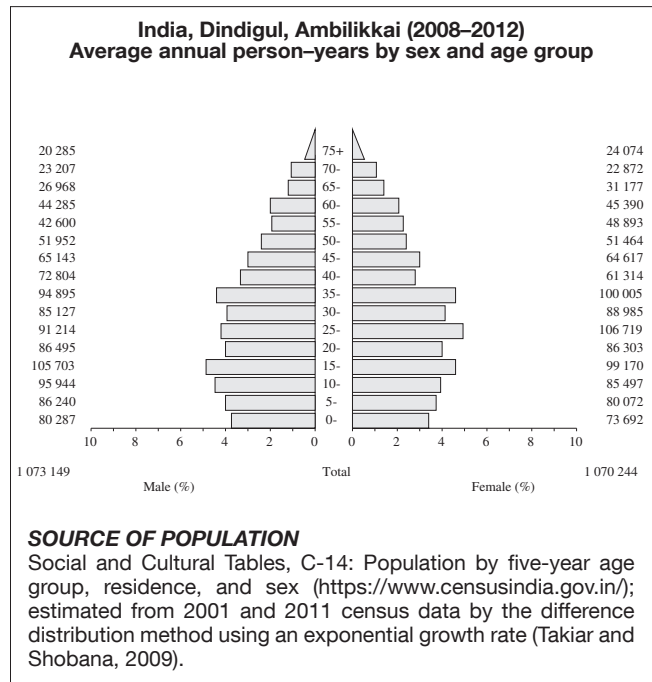
SITE	Male						Female						ICD-10
	No. cases	Freq. (%)	Crude rate (per 100 000)	ASR world	Cum. rates 0-64 (%)	0-74 (%)	No. cases	Freq. (%)	Crude rate (per 100 000)	ASR world	Cum. rates 0-64 (%)	0-74 (%)	
Lip	41	0.3	0.4	0.4	0.02	0.05	24	0.2	0.2	0.2	0.01	0.02	C00
Tongue	784	6.0	6.7	6.5	0.48	0.75	214	1.5	1.9	1.9	0.12	0.22	C01-02
Mouth	915	7.0	7.9	7.6	0.53	0.90	477	3.4	4.2	4.2	0.28	0.53	C03-06
Salivary glands	76	0.6	0.7	0.7	0.04	0.08	72	0.5	0.6	0.6	0.04	0.05	C07-08
Tonsil	138	1.1	1.2	1.2	0.09	0.15	29	0.2	0.3	0.3	0.02	0.04	C09
Other oropharynx	197	1.5	1.7	1.8	0.12	0.23	23	0.2	0.2	0.2	0.01	0.03	C10
Nasopharynx	83	0.6	0.7	0.7	0.05	0.07	44	0.3	0.4	0.4	0.03	0.04	C11
Hypopharynx	457	3.5	3.9	4.1	0.24	0.54	206	1.5	1.8	1.7	0.13	0.20	C12-13
Pharynx unspecified	92	0.7	0.8	0.8	0.05	0.10	33	0.2	0.3	0.3	0.02	0.04	C14
Oesophagus	668	5.1	5.7	6.1	0.37	0.77	446	3.1	3.9	3.9	0.24	0.49	C15
Stomach	1263	9.7	10.9	11.2	0.71	1.39	644	4.5	5.6	5.5	0.35	0.65	C16
Small intestine	42	0.3	0.4	0.4	0.02	0.05	28	0.2	0.2	0.2	0.02	0.03	C17
Colon	446	3.4	3.8	4.0	0.22	0.49	358	2.5	3.1	3.1	0.20	0.37	C18
Rectum	476	3.6	4.1	4.2	0.26	0.51	311	2.2	2.7	2.7	0.17	0.34	C19-20
Anus	73	0.6	0.6	0.6	0.04	0.07	57	0.4	0.5	0.5	0.03	0.07	C21
Liver	500	3.8	4.3	4.6	0.26	0.55	162	1.1	1.4	1.4	0.08	0.16	C22
Gallbladder etc.	207	1.6	1.8	1.8	0.11	0.22	187	1.3	1.6	1.6	0.10	0.19	C23-24
Pancreas	216	1.7	1.9	1.9	0.12	0.25	149	1.1	1.3	1.3	0.09	0.15	C25
Nose, sinuses etc.	84	0.6	0.7	0.7	0.04	0.10	50	0.4	0.4	0.4	0.02	0.05	C30-31
Larynx	514	3.9	4.4	4.7	0.29	0.59	56	0.4	0.5	0.5	0.03	0.06	C32
Trachea, bronchus, and lung	1371	10.5	11.8	12.6	0.75	1.63	474	3.3	4.1	4.2	0.27	0.51	C33-34
Other thoracic organs	30	0.2	0.3	0.3	0.02	0.02	30	0.2	0.3	0.3	0.02	0.03	C37-38
Bone	137	1.0	1.2	1.2	0.07	0.10	109	0.8	0.9	0.9	0.06	0.08	C40-41
Melanoma of skin	40	0.3	0.3	0.4	0.02	0.04	46	0.3	0.4	0.4	0.02	0.04	C43
Other skin	139		1.2	1.2	0.08	0.14	108		0.9	0.9	0.06	0.11	C44
Mesothelioma	8	0.1	0.1	0.1	0.01	0.01	2	0.0	0.0	0.0	0.00	0.00	C45
Kaposi sarcoma	0	0.0	0.0	0.0	0.00	0.00	0	0.0	0.0	0.0	0.00	0.00	C46
Connective and soft tissue	153	1.2	1.3	1.3	0.08	0.14	108	0.8	0.9	0.9	0.07	0.09	C47+C49
Breast	57	0.4	0.5	0.5	0.03	0.05	4002	28.2	34.8	33.8	2.58	3.86	C50
Vulva							44	0.3	0.4	0.4	0.02	0.04	C51
Vagina							81	0.6	0.7	0.7	0.04	0.09	C52
Cervix uteri							2001	14.1	17.4	17.3	1.33	2.08	C53
Corpus uteri							489	3.4	4.3	4.5	0.32	0.61	C54
Uterus unspecified							84	0.6	0.7	0.7	0.04	0.10	C55
Ovary							892	6.3	7.8	7.6	0.58	0.85	C56
Other female genital organs							6	0.0	0.1	0.0	0.00	0.00	C57
Placenta							9	0.1	0.1	0.1	0.00	0.00	C58
Penis	157	1.2	1.3	1.4	0.08	0.16							C60
Prostate	635	4.9	5.5	6.1	0.14	0.68							C61
Testis	77	0.6	0.7	0.6	0.04	0.05							C62
Other male genital organs	4	0.0	0.0	0.0	0.00	0.00							C63
Kidney	183	1.4	1.6	1.6	0.10	0.19	106	0.7	0.9	1.0	0.06	0.09	C64
Renal pelvis	2	0.0	0.0	0.0	0.00	0.00	1	0.0	0.0	0.0	0.00	0.00	C65
Ureter	9	0.1	0.1	0.1	0.00	0.01	2	0.0	0.0	0.0	0.00	0.00	C66
Bladder	322	2.5	2.8	3.0	0.12	0.38	91	0.6	0.8	0.8	0.04	0.09	C67
Other urinary organs	5	0.0	0.0	0.0	0.00	0.00	1	0.0	0.0	0.0	0.00	0.00	C68
Eye	41	0.3	0.4	0.5	0.02	0.03	23	0.2	0.2	0.3	0.01	0.02	C69
Brain and nervous system	318	2.4	2.7	2.8	0.20	0.26	260	1.8	2.3	2.3	0.15	0.21	C70-72
Thyroid	134	1.0	1.2	1.1	0.07	0.13	341	2.4	3.0	2.7	0.19	0.30	C73
Adrenal gland	22	0.2	0.2	0.3	0.01	0.02	14	0.1	0.1	0.1	0.01	0.01	C74
Other endocrine	10	0.1	0.1	0.1	0.01	0.01	7	0.0	0.1	0.1	0.00	0.01	C75
Hodgkin lymphoma	145	1.1	1.2	1.2	0.08	0.11	75	0.5	0.7	0.6	0.04	0.06	C81
Non-Hodgkin lymphoma	538	4.1	4.6	4.7	0.29	0.50	349	2.5	3.0	3.1	0.21	0.35	C82-86,C96
Immunoproliferative diseases	3	0.0	0.0	0.0	0.00	0.00	1	0.0	0.0	0.0	0.00	0.00	C88
Multiple myeloma	183	1.4	1.6	1.7	0.08	0.21	120	0.8	1.0	1.1	0.07	0.14	C90
Lymphoid leukaemia	220	1.7	1.9	2.3	0.12	0.16	148	1.0	1.3	1.6	0.09	0.11	C91
Myeloid leukaemia	284	2.2	2.4	2.4	0.16	0.23	209	1.5	1.8	1.7	0.12	0.16	C92-94
Leukaemia unspecified	41	0.3	0.4	0.4	0.02	0.03	34	0.2	0.3	0.3	0.02	0.03	C95
Myeloproliferative disorders	0	0.0	0.0	0.0	0.00	0.00	0	0.0	0.0	0.0	0.00	0.00	MPD
Myelodysplastic syndromes	1	0.0	0.0	0.0	0.00	0.00	1	0.0	0.0	0.0	0.00	0.00	MDS
Other and unspecified	654	5.0	5.6	5.9	0.33	0.70	460	3.2	4.0	4.0	0.25	0.46	O&U
All sites	13195		113.4	117.7	6.99	13.82	14298		124.4	123.4	8.71	14.25	C00-96
All sites except C44	13056	100.0	112.2	116.6	6.92	13.68	14190	100.0	123.5	122.5	8.65	14.14	C00-96 exc. C44

*See note following population pyramid

India, Dindigul, Ambilikkai

CONTRIBUTORS

R. Swaminathan
R. Selvakumaran
P.O. Esmey
A. Elumalai
K. Ravichandran
N. Mahendran
C. Jerome
V. Shanta
R. Sankaranarayanan



NOTES ON THE DATA

*No official mortality data.

20 major cancers, ASR (World) per 100 000

<i>Male</i>		<i>Female</i>	
Stomach	5.7	Cervix uteri	20.5
Other and unspecified	5.0	Breast	13.0
Trachea, bronchus, and lung	4.7	Other and unspecified	3.8
Oesophagus	4.0	Ovary	3.5
Mouth	3.6	Stomach	2.4
Larynx	3.5	Mouth	2.2
Tongue	2.6	Oesophagus	1.6
Liver	1.8	Thyroid	1.2
Rectum	1.8	Trachea, bronchus, and lung	1.2
Hypopharynx	1.6	Corpus uteri	1.1
Brain and nervous system	1.5	Rectum	1.0
Prostate	1.3	Tongue	0.9
Penis	1.3	Non-Hodgkin lymphoma	0.8
Non-Hodgkin lymphoma	1.2	Non-melanoma skin cancer	0.8
Other oropharynx	1.2	Brain and nervous system	0.7
Bladder	1.1	Myeloid leukaemia	0.7
Colon	1.0	Bone	0.7
Myeloid leukaemia	1.0	Hypopharynx	0.7
Non-melanoma skin cancer	1.0	Vagina	0.6
Lymphoid leukaemia	0.9	Colon	0.5
All sites	54.1	All sites	64.4

*India, Dindigul, Ambilikai (2008–2012)

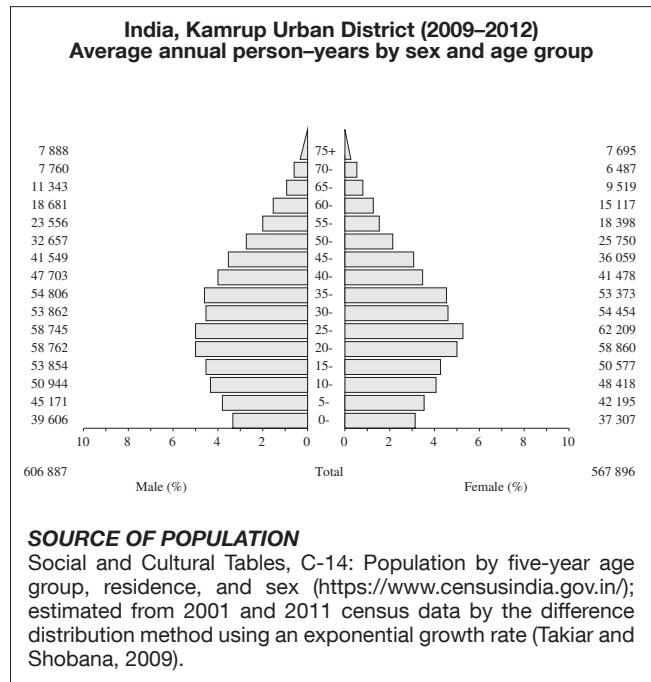
SITE	Male						Female						ICD-10
	No. cases	Freq. (%)	Crude rate (per 100 000)	ASR world	Cum. rates 0-64 (%)	0-74	No. cases	Freq. (%)	Crude rate (per 100 000)	ASR world	Cum. rates 0-64 (%)	0-74	
Lip	10	0.4	0.2	0.2	0.02	0.03	6	0.2	0.1	0.1	0.01	0.01	C00
Tongue	138	4.8	2.6	2.6	0.18	0.33	50	1.4	0.9	0.9	0.07	0.10	C01-02
Mouth	195	6.8	3.6	3.6	0.24	0.45	121	3.4	2.3	2.2	0.15	0.28	C03-06
Salivary glands	19	0.7	0.4	0.3	0.03	0.04	15	0.4	0.3	0.3	0.02	0.03	C07-08
Tonsil	31	1.1	0.6	0.6	0.05	0.07	4	0.1	0.1	0.1	0.01	0.01	C09
Other oropharynx	62	2.2	1.2	1.2	0.09	0.15	7	0.2	0.1	0.1	0.01	0.02	C10
Nasopharynx	14	0.5	0.3	0.3	0.02	0.03	6	0.2	0.1	0.1	0.01	0.01	C11
Hypopharynx	84	2.9	1.6	1.6	0.11	0.17	40	1.1	0.7	0.7	0.06	0.08	C12-13
Pharynx unspecified	21	0.7	0.4	0.4	0.03	0.05	10	0.3	0.2	0.2	0.01	0.02	C14
Oesophagus	212	7.4	4.0	4.0	0.25	0.49	92	2.6	1.7	1.6	0.12	0.20	C15
Stomach	308	10.8	5.7	5.7	0.41	0.70	139	3.9	2.6	2.4	0.19	0.27	C16
Small intestine	3	0.1	0.1	0.1	0.00	0.01	6	0.2	0.1	0.1	0.01	0.01	C17
Colon	60	2.1	1.1	1.0	0.09	0.12	32	0.9	0.6	0.5	0.04	0.05	C18
Rectum	96	3.4	1.8	1.8	0.11	0.21	57	1.6	1.1	1.0	0.07	0.12	C19-20
Anus	12	0.4	0.2	0.2	0.02	0.03	14	0.4	0.3	0.2	0.02	0.03	C21
Liver	97	3.4	1.8	1.8	0.11	0.26	29	0.8	0.5	0.5	0.04	0.05	C22
Gallbladder etc.	21	0.7	0.4	0.4	0.03	0.04	17	0.5	0.3	0.3	0.02	0.04	C23-24
Pancreas	30	1.1	0.6	0.5	0.04	0.06	18	0.5	0.3	0.3	0.02	0.04	C25
Nose, sinuses etc.	19	0.7	0.4	0.4	0.03	0.04	14	0.4	0.3	0.3	0.02	0.03	C30-31
Larynx	184	6.5	3.4	3.5	0.25	0.44	14	0.4	0.3	0.2	0.02	0.03	C32
Trachea, bronchus, and lung	247	8.7	4.6	4.7	0.31	0.59	64	1.8	1.2	1.2	0.08	0.14	C33-34
Other thoracic organs	7	0.2	0.1	0.1	0.01	0.01	4	0.1	0.1	0.1	0.00	0.01	C37-38
Bone	47	1.6	0.9	0.8	0.06	0.08	40	1.1	0.7	0.7	0.05	0.06	C40-41
Melanoma of skin	12	0.4	0.2	0.2	0.02	0.03	9	0.2	0.2	0.2	0.01	0.01	C43
Other skin	51		1.0	1.0	0.07	0.11	45		0.8	0.8	0.06	0.08	C44
Mesothelioma	1	0.0	0.0	0.0	0.00	0.00	3	0.1	0.1	0.0	0.00	0.00	C45
Kaposi sarcoma	0	0.0	0.0	0.0	0.00	0.00	0	0.0	0.0	0.0	0.00	0.00	C46
Connective and soft tissue	33	1.2	0.6	0.6	0.04	0.05	26	0.7	0.5	0.5	0.04	0.04	C47+C49
Breast	19	0.7	0.4	0.4	0.02	0.04	750	20.8	14.0	13.0	1.07	1.40	C50
Vulva							22	0.6	0.4	0.4	0.03	0.06	C51
Vagina							32	0.9	0.6	0.6	0.04	0.06	C52
Cervix uteri							1158	32.2	21.6	20.5	1.73	2.30	C53
Corpus uteri							63	1.8	1.2	1.1	0.09	0.13	C54
Uterus unspecified							14	0.4	0.3	0.3	0.02	0.03	C55
Ovary							202	5.6	3.8	3.5	0.28	0.35	C56
Other female genital organs							0	0.0	0.0	0.0	0.00	0.00	C57
Placenta							4	0.1	0.1	0.1	0.00	0.00	C58
Penis	71	2.5	1.3	1.3	0.09	0.15							C60
Prostate	71	2.5	1.3	1.3	0.05	0.17							C61
Testis	20	0.7	0.4	0.3	0.03	0.03							C62
Other male genital organs	0	0.0	0.0	0.0	0.00	0.00							C63
Kidney	26	0.9	0.5	0.5	0.04	0.07	21	0.6	0.4	0.4	0.03	0.03	C64
Renal pelvis	0	0.0	0.0	0.0	0.00	0.00	0	0.0	0.0	0.0	0.00	0.00	C65
Ureter	1	0.0	0.0	0.0	0.00	0.00	1	0.0	0.0	0.0	0.00	0.00	C66
Bladder	58	2.0	1.1	1.1	0.05	0.14	15	0.4	0.3	0.3	0.02	0.03	C67
Other urinary organs	2	0.1	0.0	0.0	0.00	0.00	1	0.0	0.0	0.0	0.00	0.00	C68
Eye	1	0.0	0.0	0.0	0.00	0.00	4	0.1	0.1	0.1	0.01	0.01	C69
Brain and nervous system	81	2.8	1.5	1.5	0.11	0.14	41	1.1	0.8	0.7	0.06	0.06	C70-72
Thyroid	22	0.8	0.4	0.4	0.03	0.04	71	2.0	1.3	1.2	0.10	0.11	C73
Adrenal gland	3	0.1	0.1	0.1	0.00	0.00	5	0.1	0.1	0.1	0.01	0.01	C74
Other endocrine	4	0.1	0.1	0.1	0.01	0.01	1	0.0	0.0	0.0	0.00	0.00	C75
Hodgkin lymphoma	18	0.6	0.3	0.3	0.03	0.03	8	0.2	0.1	0.1	0.01	0.01	C81
Non-Hodgkin lymphoma	64	2.2	1.2	1.2	0.09	0.13	46	1.3	0.9	0.8	0.06	0.08	C82-86,C96
Immunoproliferative diseases	1	0.0	0.0	0.0	0.00	0.00	0	0.0	0.0	0.0	0.00	0.00	C88
Multiple myeloma	23	0.8	0.4	0.4	0.03	0.05	11	0.3	0.2	0.2	0.02	0.02	C90
Lymphoid leukaemia	42	1.5	0.8	0.9	0.05	0.06	14	0.4	0.3	0.3	0.02	0.02	C91
Myeloid leukaemia	57	2.0	1.1	1.0	0.07	0.08	42	1.2	0.8	0.7	0.06	0.06	C92-94
Leukaemia unspecified	34	1.2	0.6	0.6	0.04	0.06	20	0.6	0.4	0.4	0.03	0.03	C95
Myeloproliferative disorders	0	0.0	0.0	0.0	0.00	0.00	0	0.0	0.0	0.0	0.00	0.00	MPD
Myelodysplastic syndromes	0	0.0	0.0	0.0	0.00	0.00	0	0.0	0.0	0.0	0.00	0.00	MDS
Other and unspecified	268	9.4	5.0	5.0	0.33	0.58	217	6.0	4.1	3.8	0.30	0.41	O&U
All sites	2900		54.0	54.1	3.68	6.39	3645		68.1	64.4	5.15	7.00	C00-96
All sites except C44	2849	100.0	53.1	53.1	3.62	6.28	3600	100.0	67.3	63.5	5.09	6.92	C00-96 exc. C44

*See note following population pyramid

India, Kamrup Urban District

CONTRIBUTORS

Jagannath Dev Sharma
 Amal Chandra Kataki
 Debanjana Barman
 Arpita Sharma
 Manoj Kalita
 Barsha Roy Deka
 Ranjan Lahon
 Chnimoy Misra
 Kamal Kumar Deka
 Jamil Ahmed Barbhuiya



NOTES ON THE DATA

*No official mortality data.

20 major cancers, ASR (World) per 100 000

<i>Male</i>		<i>Female</i>	
Oesophagus	24.9	Breast	20.4
Trachea, bronchus, and lung	14.1	Oesophagus	16.6
Hypopharynx	14.0	Gallbladder etc.	12.1
Other and unspecified	11.2	Cervix uteri	11.5
Stomach	11.1	Ovary	9.7
Prostate	9.5	Trachea, bronchus, and lung	6.7
Tongue	7.8	Stomach	6.7
Mouth	7.3	Other and unspecified	6.4
Larynx	7.2	Mouth	6.1
Gallbladder etc.	6.4	Non-Hodgkin lymphoma	3.5
Tonsil	5.7	Hypopharynx	3.3
Liver	5.0	Corpus uteri	3.0
Rectum	3.9	Colon	2.9
Non-melanoma skin cancer	3.9	Rectum	2.9
Colon	3.6	Thyroid	2.5
Non-Hodgkin lymphoma	3.5	Tongue	2.5
Other oropharynx	3.5	Brain and nervous system	2.2
Bladder	3.2	Liver	2.2
Brain and nervous system	3.1	Tonsil	2.0
Pharynx unspecified	2.5	Non-melanoma skin cancer	1.8
All sites	170.0	All sites	139.0

*India, Kamrup Urban District (2009–2012)

SITE	Male						Female						ICD-10
	§No. cases	Freq. (%)	Crude rate (per 100 000)	ASR world	Cum. rates 0-64 (%)	0-74	No. cases	Freq. (%)	Crude rate (per 100 000)	ASR world	Cum. rates 0-64 (%)	0-74	
Lip	9	0.3	0.4	0.4	0.02	0.05	9	0.3	0.4	0.6	0.03	0.08	C00
Tongue	166	4.9	6.8	7.8	0.56	0.99	48	1.8	2.1	2.5	0.15	0.28	C01-02
Mouth	152	4.5	6.3	7.3	0.54	0.85	104	4.0	4.6	6.1	0.34	0.80	C03-06
Salivary glands	12	0.4	0.5	0.6	0.02	0.05	7	0.3	0.3	0.3	0.02	0.02	C07-08
Tonsil	120	3.6	4.9	5.7	0.35	0.71	35	1.3	1.5	2.0	0.12	0.26	C09
Other oropharynx	72	2.1	3.0	3.5	0.23	0.42	20	0.8	0.9	1.1	0.09	0.13	C10
Nasopharynx	18	0.5	0.7	0.8	0.05	0.09	7	0.3	0.3	0.3	0.02	0.02	C11
Hypopharynx	291	8.6	12.0	14.0	0.91	1.74	56	2.1	2.5	3.3	0.18	0.43	C12-13
Pharynx unspecified	45	1.3	1.9	2.5	0.09	0.23	10	0.4	0.4	0.6	0.03	0.06	C14
Oesophagus	508	15.1	20.9	24.9	1.40	2.98	283	10.8	12.5	16.6	0.99	2.08	C15
Stomach	220	6.5	9.1	11.1	0.58	1.30	125	4.8	5.5	6.7	0.41	0.77	C16
Small intestine	8	0.2	0.3	0.3	0.04	0.04	0	0.0	0.0	0.0	0.00	0.00	C17
Colon	73	2.2	3.0	3.6	0.18	0.41	51	2.0	2.2	2.9	0.16	0.39	C18
Rectum	87	2.6	3.6	3.9	0.24	0.45	50	1.9	2.2	2.9	0.17	0.34	C19-20
Anus	12	0.4	0.5	0.5	0.04	0.06	8	0.3	0.4	0.4	0.02	0.05	C21
Liver	101	3.0	4.2	5.0	0.27	0.58	39	1.5	1.7	2.2	0.09	0.28	C22
Gallbladder etc.	130	3.9	5.4	6.4	0.38	0.86	219	8.4	9.6	12.1	0.72	1.50	C23-24
Pancreas	48	1.4	2.0	2.2	0.15	0.21	18	0.7	0.8	1.1	0.04	0.15	C25
Nose, sinuses etc.	6	0.2	0.2	0.2	0.02	0.02	1	0.0	0.0	0.0	0.00	0.00	C30-31
Larynx	138	4.1	5.7	7.2	0.37	0.92	18	0.7	0.8	0.9	0.06	0.08	C32
Trachea, bronchus, and lung	265	7.9	10.9	14.1	0.65	1.84	118	4.5	5.2	6.7	0.41	0.83	C33-34
Other thoracic organs	14	0.4	0.6	0.6	0.05	0.05	4	0.2	0.2	0.2	0.03	0.03	C37-38
Bone	24	0.7	1.0	1.0	0.05	0.08	14	0.5	0.6	0.8	0.03	0.08	C40-41
Melanoma of skin	6	0.2	0.2	0.3	0.02	0.02	4	0.2	0.2	0.2	0.01	0.01	C43
Other skin	74		3.0	3.9	0.20	0.45	34		1.5	1.8	0.11	0.18	C44
Mesothelioma	1	0.0	0.0	0.1	0.00	0.01	0	0.0	0.0	0.0	0.00	0.00	C45
Kaposi sarcoma	0	0.0	0.0	0.0	0.00	0.00	0	0.0	0.0	0.0	0.00	0.00	C46
Connective and soft tissue	13	0.4	0.5	0.6	0.04	0.05	10	0.4	0.4	0.5	0.03	0.06	C47+C49
Breast	13	0.4	0.5	0.6	0.05	0.07	440	16.8	19.4	20.4	1.55	2.23	C50
Vulva							11	0.4	0.5	0.6	0.03	0.06	C51
Vagina							8	0.3	0.4	0.4	0.05	0.05	C52
Cervix uteri							231	8.8	10.2	11.5	0.85	1.27	C53
Corpus uteri							59	2.3	2.6	3.0	0.21	0.40	C54
Uterus unspecified							7	0.3	0.3	0.4	0.02	0.08	C55
Ovary							210	8.0	9.2	9.7	0.68	1.04	C56
Other female genital organs							0	0.0	0.0	0.0	0.00	0.00	C57
Placenta							1	0.0	0.0	0.1	0.01	0.01	C58
Penis	30	0.9	1.2	1.3	0.09	0.14							C60
Prostate	160	4.7	6.6	9.5	0.20	1.00							C61
Testis	20	0.6	0.8	0.8	0.05	0.05							C62
Other male genital organs	1	0.0	0.0	0.1	0.00	0.00							C63
Kidney	28	0.8	1.2	1.5	0.08	0.20	19	0.7	0.8	1.1	0.05	0.15	C64
Renal pelvis	0	0.0	0.0	0.0	0.00	0.00	0	0.0	0.0	0.0	0.00	0.00	C65
Ureter	0	0.0	0.0	0.0	0.00	0.00	0	0.0	0.0	0.0	0.00	0.00	C66
Bladder	60	1.8	2.5	3.2	0.12	0.47	14	0.5	0.6	0.8	0.06	0.10	C67
Other urinary organs	0	0.0	0.0	0.0	0.00	0.00	0	0.0	0.0	0.0	0.00	0.00	C68
Eye	3	0.1	0.1	0.2	0.01	0.01	2	0.1	0.1	0.2	0.01	0.01	C69
Brain and nervous system	71	2.1	2.9	3.1	0.18	0.30	45	1.7	2.0	2.2	0.13	0.19	C70-72
Thyroid	29	0.9	1.2	1.2	0.09	0.12	56	2.1	2.5	2.5	0.19	0.27	C73
Adrenal gland	0	0.0	0.0	0.0	0.00	0.00	0	0.0	0.0	0.0	0.00	0.00	C74
Other endocrine	0	0.0	0.0	0.0	0.00	0.00	0	0.0	0.0	0.0	0.00	0.00	C75
Hodgkin lymphoma	10	0.3	0.4	0.4	0.03	0.04	13	0.5	0.6	0.6	0.04	0.04	C81
Non-Hodgkin lymphoma	78	2.3	3.2	3.5	0.25	0.37	63	2.4	2.8	3.5	0.22	0.43	C82-86,C96
Immunoproliferative diseases	0	0.0	0.0	0.0	0.00	0.00	0	0.0	0.0	0.0	0.00	0.00	C88
Multiple myeloma	38	1.1	1.6	1.9	0.12	0.24	18	0.7	0.8	1.1	0.08	0.12	C90
Lymphoid leukaemia	22	0.7	0.9	1.2	0.05	0.09	7	0.3	0.3	0.4	0.02	0.03	C91
Myeloid leukaemia	33	1.0	1.4	1.4	0.09	0.11	22	0.8	1.0	1.0	0.06	0.10	C92-94
Leukaemia unspecified	6	0.2	0.2	0.4	0.01	0.03	7	0.3	0.3	0.3	0.02	0.04	C95
Myeloproliferative disorders	0	0.0	0.0	0.0	0.00	0.00	0	0.0	0.0	0.0	0.00	0.00	MPD
Myelodysplastic syndromes	0	0.0	0.0	0.0	0.00	0.00	0	0.0	0.0	0.0	0.00	0.00	MDS
Other and unspecified	228	6.8	9.4	11.2	0.65	1.37	124	4.7	5.5	6.4	0.39	0.79	O&U
All sites	3443		141.8	170.0	9.55	20.07	2649		116.6	139.0	8.93	16.34	C00-96
All sites except C44	3369	100.0	138.8	166.1	9.34	19.62	2615	100.0	115.1	137.2	8.82	16.15	C00-96 exc. C44

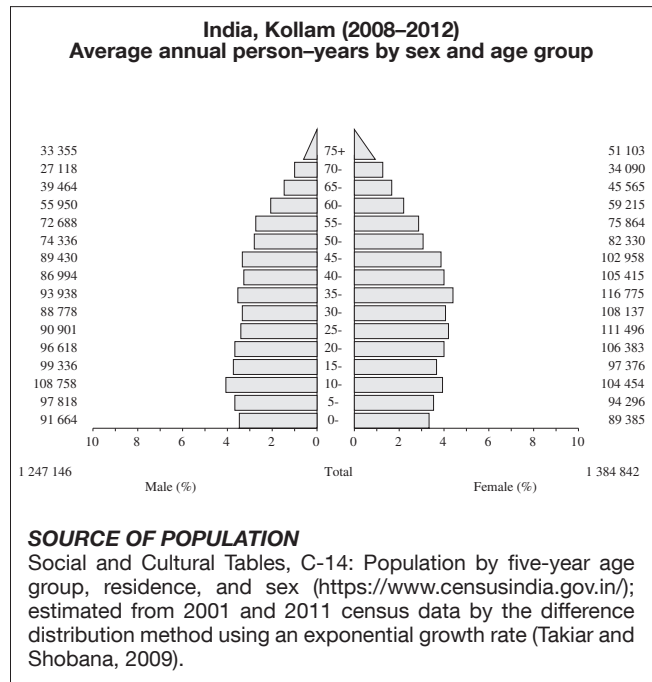
§Includes 1 case of unknown age

*See note following population pyramid

India, Kollam

CONTRIBUTORS

Paul Sebastian
P. Jayalekshmi
K. Harikrishnan
M.L. Geetha
R. Sandhya
R. Jyothisree



NOTES ON THE DATA

*No official mortality data.

20 major cancers, ASR (World) per 100 000

<i>Male</i>		<i>Female</i>	
Trachea, bronchus, and lung	20.6	Breast	26.0
Other and unspecified	9.8	Thyroid	8.8
Stomach	6.7	Cervix uteri	7.4
Mouth	6.1	Other and unspecified	6.0
Prostate	5.8	Ovary	5.3
Liver	5.2	Mouth	3.8
Rectum	5.2	Trachea, bronchus, and lung	3.3
Tongue	4.9	Rectum	3.1
Larynx	4.8	Corpus uteri	2.6
Oesophagus	4.7	Tongue	2.5
Non-Hodgkin lymphoma	4.1	Colon	2.3
Bladder	3.6	Non-Hodgkin lymphoma	2.3
Colon	3.2	Stomach	2.0
Brain and nervous system	3.1	Brain and nervous system	1.8
Multiple myeloma	3.1	Multiple myeloma	1.7
Pancreas	2.6	Myeloid leukaemia	1.7
Thyroid	2.5	Pancreas	1.4
Hypopharynx	2.2	Liver	1.3
Myeloid leukaemia	2.2	Oesophagus	1.3
Lymphoid leukaemia	2.0	Lymphoid leukaemia	1.2
All sites	118.6	All sites	95.5

*India, Kollam (2008–2012)

SITE	Male						Female						ICD-10
	§No. cases	Freq. (%)	Crude rate (per 100 000)	ASR world	Cum. rates 0-64 (%)	0-74	§No. cases	Freq. (%)	Crude rate (per 100 000)	ASR world	Cum. rates 0-64 (%)	0-74	
Lip	17	0.2	0.3	0.2	0.01	0.03	31	0.4	0.4	0.3	0.01	0.03	C00
Tongue	366	4.3	5.9	4.9	0.34	0.59	223	2.8	3.2	2.5	0.16	0.31	C01-02
Mouth	455	5.3	7.3	6.1	0.39	0.75	340	4.2	4.9	3.8	0.20	0.47	C03-06
Salivary glands	43	0.5	0.7	0.6	0.04	0.06	52	0.6	0.8	0.7	0.04	0.06	C07-08
Tonsil	49	0.6	0.8	0.6	0.05	0.08	4	0.0	0.1	0.0	0.00	0.00	C09
Other oropharynx	142	1.7	2.3	1.9	0.13	0.26	16	0.2	0.2	0.2	0.01	0.02	C10
Nasopharynx	30	0.4	0.5	0.4	0.02	0.04	21	0.3	0.3	0.3	0.02	0.03	C11
Hypopharynx	166	1.9	2.7	2.2	0.16	0.28	20	0.2	0.3	0.2	0.02	0.03	C12-13
Pharynx unspecified	10	0.1	0.2	0.1	0.01	0.01	2	0.0	0.0	0.0	0.00	0.00	C14
Oesophagus	350	4.1	5.6	4.7	0.27	0.58	118	1.5	1.7	1.3	0.06	0.15	C15
Stomach	493	5.8	7.9	6.7	0.38	0.84	176	2.2	2.5	2.0	0.12	0.24	C16
Small intestine	19	0.2	0.3	0.3	0.01	0.04	22	0.3	0.3	0.2	0.01	0.03	C17
Colon	239	2.8	3.8	3.2	0.19	0.41	195	2.4	2.8	2.3	0.16	0.27	C18
Rectum	385	4.5	6.2	5.2	0.29	0.65	271	3.4	3.9	3.1	0.20	0.39	C19-20
Anus	12	0.1	0.2	0.2	0.01	0.01	8	0.1	0.1	0.1	0.01	0.01	C21
Liver	381	4.5	6.1	5.2	0.30	0.65	112	1.4	1.6	1.3	0.08	0.15	C22
Gallbladder etc.	103	1.2	1.7	1.4	0.09	0.17	83	1.0	1.2	0.9	0.06	0.11	C23-24
Pancreas	192	2.2	3.1	2.6	0.17	0.31	121	1.5	1.7	1.4	0.10	0.15	C25
Nose, sinuses etc.	38	0.4	0.6	0.5	0.03	0.06	26	0.3	0.4	0.3	0.02	0.04	C30-31
Larynx	356	4.2	5.7	4.8	0.31	0.60	19	0.2	0.3	0.2	0.01	0.02	C32
Trachea, bronchus, and lung	1528	17.9	24.5	20.6	1.22	2.72	288	3.6	4.2	3.3	0.23	0.39	C33-34
Other thoracic organs	21	0.2	0.3	0.3	0.02	0.02	5	0.1	0.1	0.1	0.01	0.01	C37-38
Bone	45	0.5	0.7	0.7	0.05	0.05	40	0.5	0.6	0.6	0.03	0.04	C40-41
Melanoma of skin	42	0.5	0.7	0.6	0.03	0.06	36	0.4	0.5	0.4	0.03	0.05	C43
Other skin	107		1.7	1.4	0.08	0.16	107		1.5	1.2	0.08	0.15	C44
Mesothelioma	0	0.0	0.0	0.0	0.00	0.00	0	0.0	0.0	0.0	0.00	0.00	C45
Kaposi sarcoma	0	0.0	0.0	0.0	0.00	0.00	0	0.0	0.0	0.0	0.00	0.00	C46
Connective and soft tissue	75	0.9	1.2	1.1	0.07	0.11	52	0.6	0.8	0.6	0.04	0.06	C47+C49
Breast	26	0.3	0.4	0.3	0.03	0.04	2249	27.9	32.5	26.0	2.15	2.78	C50
Vulva							10	0.1	0.1	0.1	0.01	0.01	C51
Vagina							26	0.3	0.4	0.3	0.01	0.04	C52
Cervix uteri							642	8.0	9.3	7.4	0.54	0.89	C53
Corpus uteri							218	2.7	3.1	2.6	0.21	0.32	C54
Uterus unspecified							39	0.5	0.6	0.5	0.03	0.05	C55
Ovary							449	5.6	6.5	5.3	0.38	0.59	C56
Other female genital organs							13	0.2	0.2	0.2	0.01	0.02	C57
Placenta							1	0.0	0.0	0.0	0.00	0.00	C58
Penis	52	0.6	0.8	0.7	0.06	0.08							C60
Prostate	429	5.0	6.9	5.8	0.19	0.73							C61
Testis	37	0.4	0.6	0.6	0.04	0.04							C62
Other male genital organs	7	0.1	0.1	0.1	0.01	0.01							C63
Kidney	133	1.6	2.1	1.9	0.13	0.21	31	0.4	0.4	0.4	0.02	0.05	C64
Renal pelvis	0	0.0	0.0	0.0	0.00	0.00	0	0.0	0.0	0.0	0.00	0.00	C65
Ureter	2	0.0	0.0	0.0	0.00	0.00	1	0.0	0.0	0.0	0.00	0.00	C66
Bladder	269	3.1	4.3	3.6	0.18	0.46	34	0.4	0.5	0.4	0.02	0.05	C67
Other urinary organs	0	0.0	0.0	0.0	0.00	0.00	3	0.0	0.0	0.0	0.00	0.00	C68
Eye	10	0.1	0.2	0.2	0.01	0.01	11	0.1	0.2	0.2	0.01	0.02	C69
Brain and nervous system	212	2.5	3.4	3.1	0.22	0.30	137	1.7	2.0	1.8	0.12	0.16	C70-72
Thyroid	183	2.1	2.9	2.5	0.18	0.24	729	9.1	10.5	8.8	0.68	0.78	C73
Adrenal gland	8	0.1	0.1	0.1	0.01	0.01	5	0.1	0.1	0.1	0.01	0.01	C74
Other endocrine	5	0.1	0.1	0.1	0.01	0.01	2	0.0	0.0	0.0	0.00	0.00	C75
Hodgkin lymphoma	77	0.9	1.2	1.1	0.08	0.09	41	0.5	0.6	0.6	0.04	0.05	C81
Non-Hodgkin lymphoma	295	3.4	4.7	4.1	0.28	0.44	189	2.3	2.7	2.3	0.17	0.24	C82-86,C96
Immunoproliferative diseases	7	0.1	0.1	0.1	0.01	0.01	2	0.0	0.0	0.0	0.00	0.00	C88
Multiple myeloma	230	2.7	3.7	3.1	0.20	0.38	150	1.9	2.2	1.7	0.10	0.22	C90
Lymphoid leukaemia	105	1.2	1.7	2.0	0.10	0.12	72	0.9	1.0	1.2	0.07	0.08	C91
Myeloid leukaemia	148	1.7	2.4	2.2	0.15	0.21	135	1.7	1.9	1.7	0.11	0.16	C92-94
Leukaemia unspecified	38	0.4	0.6	0.6	0.03	0.04	39	0.5	0.6	0.5	0.03	0.04	C95
Myeloproliferative disorders	8	0.1	0.1	0.1	0.01	0.01	3	0.0	0.0	0.0	0.00	0.01	MPD
Myelodysplastic syndromes	1	0.0	0.0	0.0	0.00	0.00	1	0.0	0.0	0.0	0.00	0.00	MDS
Other and unspecified	720	8.4	11.5	9.8	0.53	1.12	538	6.7	7.8	6.0	0.33	0.71	O&U
All sites	8666		139.0	118.6	7.12	14.09	8158		117.8	95.5	6.82	10.50	C00-96
All sites except C44	8559	100.0	137.3	117.2	7.05	13.93	8051	100.0	116.3	94.3	6.74	10.35	C00-96 exc. C44

§Includes 21 cases of unknown age

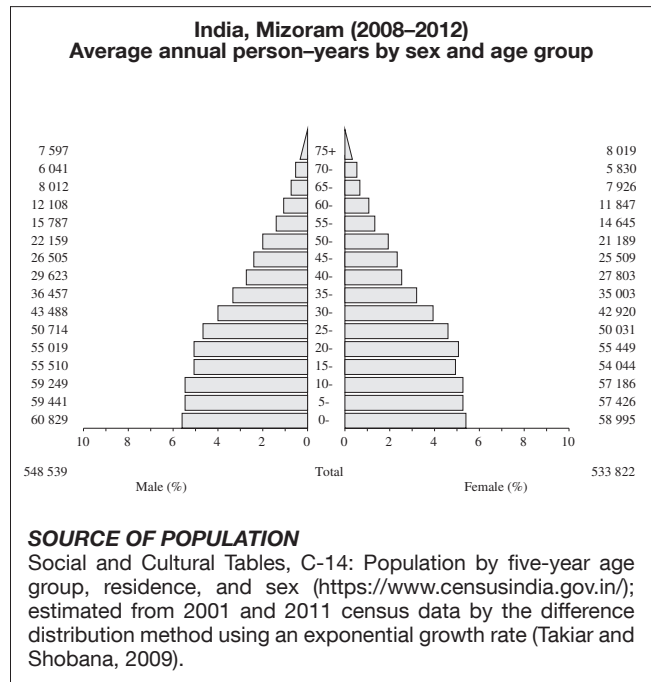
§Includes 19 cases of unknown age

*See note following population pyramid

India, Mizoram

CONTRIBUTORS

Eric Zomawia
John Zohmingthanga
Lal Chhanhimi
Lal Chhandama
Jeremy L. Pautu
Saia Chenkual
B. Zothankima
Freddie L. Sailo
Lalbiak Kima
Rosang Luaia



NOTES ON THE DATA

*No official mortality data.

20 major cancers, ASR (World) per 100 000

<i>Male</i>		<i>Female</i>	
Stomach	47.2	Trachea, bronchus, and lung	29.2
Trachea, bronchus, and lung	29.0	Stomach	21.3
Oesophagus	27.6	Cervix uteri	21.2
Other and unspecified	19.8	Other and unspecified	16.5
Liver	9.6	Breast	16.0
Hypopharynx	8.0	Liver	7.0
Larynx	6.1	Oesophagus	5.8
Rectum	5.7	Rectum	4.0
Nasopharynx	4.6	Ovary	3.8
Tongue	3.8	Thyroid	3.3
Colon	3.0	Gallbladder etc.	3.2
Non-Hodgkin lymphoma	2.6	Colon	2.9
Mouth	2.5	Nasopharynx	2.4
Prostate	2.5	Non-Hodgkin lymphoma	2.3
Bladder	2.2	Non-melanoma skin cancer	2.0
Myeloid leukaemia	2.1	Corpus uteri	1.9
Pharynx unspecified	1.9	Pancreas	1.6
Gallbladder etc.	1.8	Myeloid leukaemia	1.5
Pancreas	1.7	Brain and nervous system	1.4
Brain and nervous system	1.4	Mouth	1.2
All sites	194.2	All sites	159.5

*India, Mizoram (2008–2012)

SITE	Male						Female						ICD-10
	§No. cases	Freq. (%)	Crude rate (per 100 000)	ASR world	Cum. rates 0-64 (%)	0-74 (%)	§No. cases	Freq. (%)	Crude rate (per 100 000)	ASR world	Cum. rates 0-64 (%)	0-74 (%)	
Lip	3	0.1	0.1	0.1	0.02	0.02	4	0.1	0.1	0.2	0.00	0.00	C00
Tongue	75	2.1	2.7	3.8	0.31	0.44	12	0.4	0.4	0.7	0.03	0.07	C01-02
Mouth	47	1.3	1.7	2.5	0.21	0.31	22	0.7	0.8	1.2	0.12	0.14	C03-06
Salivary glands	11	0.3	0.4	0.5	0.03	0.05	4	0.1	0.1	0.2	0.01	0.02	C07-08
Tonsil	26	0.7	0.9	1.2	0.10	0.13	12	0.4	0.4	0.7	0.05	0.08	C09
Other oropharynx	15	0.4	0.5	0.7	0.06	0.08	1	0.0	0.0	0.0	0.00	0.00	C10
Nasopharynx	89	2.5	3.2	4.6	0.32	0.55	46	1.5	1.7	2.4	0.19	0.27	C11
Hypopharynx	157	4.3	5.7	8.0	0.68	0.92	15	0.5	0.6	0.9	0.05	0.12	C12-13
Pharynx unspecified	36	1.0	1.3	1.9	0.14	0.25	5	0.2	0.2	0.3	0.02	0.05	C14
Oesophagus	546	15.1	19.9	27.6	2.24	3.09	106	3.6	4.0	5.8	0.43	0.67	C15
Stomach	837	23.2	30.5	47.2	2.64	5.78	370	12.4	13.9	21.3	1.18	2.74	C16
Small intestine	3	0.1	0.1	0.2	0.00	0.01	9	0.3	0.3	0.5	0.04	0.04	C17
Colon	55	1.5	2.0	3.0	0.24	0.31	53	1.8	2.0	2.9	0.12	0.37	C18
Rectum	104	2.9	3.8	5.7	0.32	0.62	75	2.5	2.8	4.0	0.27	0.48	C19-20
Anus	3	0.1	0.1	0.2	0.01	0.02	1	0.0	0.0	0.1	0.01	0.01	C21
Liver	189	5.2	6.9	9.6	0.64	1.10	128	4.3	4.8	7.0	0.44	0.82	C22
Gallbladder etc.	34	0.9	1.2	1.8	0.10	0.21	58	1.9	2.2	3.2	0.20	0.40	C23-24
Pancreas	30	0.8	1.1	1.7	0.08	0.25	28	0.9	1.0	1.6	0.07	0.19	C25
Nose, sinuses etc.	8	0.2	0.3	0.4	0.02	0.03	6	0.2	0.2	0.3	0.02	0.04	C30-31
Larynx	113	3.1	4.1	6.1	0.45	0.74	17	0.6	0.6	1.1	0.05	0.19	C32
Trachea, bronchus, and lung	497	13.7	18.1	29.0	1.35	3.62	485	16.3	18.2	29.2	1.37	3.92	C33-34
Other thoracic organs	2	0.1	0.1	0.1	0.01	0.02	2	0.1	0.1	0.1	0.01	0.01	C37-38
Bone	17	0.5	0.6	0.6	0.04	0.04	22	0.7	0.8	1.0	0.05	0.08	C40-41
Melanoma of skin	4	0.1	0.1	0.3	0.00	0.05	0	0.0	0.0	0.0	0.00	0.00	C43
Other skin	19		0.7	1.0	0.09	0.11	38		1.4	2.0	0.11	0.23	C44
Mesothelioma	0	0.0	0.0	0.0	0.00	0.00	1	0.0	0.0	0.1	0.01	0.01	C45
Kaposi sarcoma	0	0.0	0.0	0.0	0.00	0.00	0	0.0	0.0	0.0	0.00	0.00	C46
Connective and soft tissue	13	0.4	0.5	0.6	0.04	0.08	10	0.3	0.4	0.5	0.03	0.05	C47+C49
Breast	4	0.1	0.1	0.2	0.01	0.01	324	10.9	12.1	16.0	1.26	1.80	C50
Vulva							8	0.3	0.3	0.4	0.03	0.05	C51
Vagina							1	0.0	0.0	0.0	0.00	0.00	C52
Cervix uteri							467	15.7	17.5	21.2	1.82	2.09	C53
Corpus uteri							36	1.2	1.3	1.9	0.21	0.21	C54
Uterus unspecified							12	0.4	0.4	0.6	0.05	0.06	C55
Ovary							79	2.7	3.0	3.8	0.31	0.40	C56
Other female genital organs							1	0.0	0.0	0.0	0.00	0.00	C57
Placenta							10	0.3	0.4	0.3	0.02	0.02	C58
Penis	17	0.5	0.6	0.8	0.05	0.09							C60
Prostate	41	1.1	1.5	2.5	0.06	0.28							C61
Testis	10	0.3	0.4	0.4	0.04	0.04							C62
Other male genital organs	1	0.0	0.0	0.1	0.00	0.00							C63
Kidney	16	0.4	0.6	0.8	0.06	0.08	10	0.3	0.4	0.5	0.02	0.05	C64
Renal pelvis	0	0.0	0.0	0.0	0.00	0.00	0	0.0	0.0	0.0	0.00	0.00	C65
Ureter	1	0.0	0.0	0.1	0.01	0.01	0	0.0	0.0	0.0	0.00	0.00	C66
Bladder	39	1.1	1.4	2.2	0.08	0.22	21	0.7	0.8	1.2	0.06	0.14	C67
Other urinary organs	1	0.0	0.0	0.1	0.00	0.00	1	0.0	0.0	0.0	0.00	0.00	C68
Eye	6	0.2	0.2	0.2	0.01	0.01	6	0.2	0.2	0.3	0.02	0.03	C69
Brain and nervous system	28	0.8	1.0	1.4	0.07	0.16	30	1.0	1.1	1.4	0.10	0.14	C70-72
Thyroid	16	0.4	0.6	0.9	0.05	0.13	70	2.4	2.6	3.3	0.26	0.32	C73
Adrenal gland	2	0.1	0.1	0.1	0.01	0.01	0	0.0	0.0	0.0	0.00	0.00	C74
Other endocrine	0	0.0	0.0	0.0	0.00	0.00	0	0.0	0.0	0.0	0.00	0.00	C75
Hodgkin lymphoma	2	0.1	0.1	0.1	0.00	0.00	0	0.0	0.0	0.0	0.00	0.00	C81
Non-Hodgkin lymphoma	53	1.5	1.9	2.6	0.16	0.31	44	1.5	1.6	2.3	0.12	0.25	C82-86,C96
Immunoproliferative diseases	0	0.0	0.0	0.0	0.00	0.00	0	0.0	0.0	0.0	0.00	0.00	C88
Multiple myeloma	2	0.1	0.1	0.1	0.00	0.01	2	0.1	0.1	0.1	0.01	0.01	C90
Lymphoid leukaemia	18	0.5	0.7	0.7	0.03	0.06	12	0.4	0.4	0.5	0.02	0.04	C91
Myeloid leukaemia	53	1.5	1.9	2.1	0.13	0.19	35	1.2	1.3	1.5	0.12	0.13	C92-94
Leukaemia unspecified	15	0.4	0.5	0.6	0.05	0.05	18	0.6	0.7	0.8	0.05	0.07	C95
Myeloproliferative disorders	0	0.0	0.0	0.0	0.00	0.00	0	0.0	0.0	0.0	0.00	0.00	MPD
Myelodysplastic syndromes	0	0.0	0.0	0.0	0.00	0.00	0	0.0	0.0	0.0	0.00	0.00	MDS
Other and unspecified	376	10.4	13.7	19.8	1.18	2.14	296	9.9	11.1	16.5	0.92	1.94	O&U
All sites	3634		132.5	194.2	12.15	22.63	3013		112.9	159.5	10.27	18.78	C00-96
All sites except C44	3615	100.0	131.8	193.2	12.06	22.52	2975	100.0	111.5	157.5	10.16	18.55	C00-96 exc. C44

§Includes 1 case of unknown age

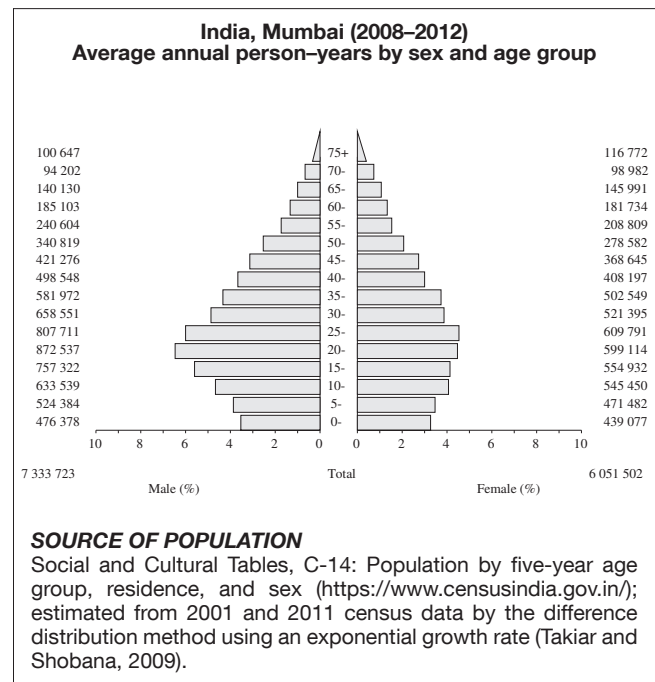
§Includes 1 case of unknown age

*See note following population pyramid

India, Mumbai

CONTRIBUTORS

Vinay Deshmane
Shravani Koyande



NOTES ON THE DATA

*No official mortality data.

20 major cancers, ASR (World) per 100 000

<i>Male</i>		<i>Female</i>	
Trachea, bronchus, and lung	9.8	Breast	32.7
Prostate	8.9	Cervix uteri	10.4
Mouth	8.2	Ovary	7.4
Other and unspecified	6.1	Other and unspecified	5.6
Liver	5.2	Corpus uteri	4.3
Larynx	4.8	Trachea, bronchus, and lung	4.1
Non-Hodgkin lymphoma	4.7	Mouth	3.9
Tongue	4.6	Non-Hodgkin lymphoma	3.3
Stomach	4.4	Oesophagus	3.0
Oesophagus	4.3	Colon	3.0
Bladder	4.0	Gallbladder etc.	2.8
Colon	3.6	Liver	2.6
Brain and nervous system	3.2	Stomach	2.5
Rectum	2.7	Rectum	2.3
Pancreas	2.5	Brain and nervous system	2.2
Hypopharynx	2.4	Thyroid	2.2
Kidney	2.4	Tongue	2.0
Myeloid leukaemia	1.9	Pancreas	1.7
Gallbladder etc.	1.8	Myeloid leukaemia	1.5
Lymphoid leukaemia	1.8	Kidney	1.2
All sites	102.4	All sites	112.2

*India, Mumbai (2008–2012)

SITE	Male						Female						ICD-10
	§No. cases	Freq. (%)	Crude rate (per 100 000)	ASR world	Cum. rates 0-64 (%)	0-74 (%)	§No. cases	Freq. (%)	Crude rate (per 100 000)	ASR world	Cum. rates 0-64 (%)	0-74 (%)	
Lip	121	0.4	0.3	0.4	0.03	0.05	55	0.2	0.2	0.2	0.01	0.02	C00
Tongue	1430	5.0	3.9	4.6	0.33	0.52	550	1.8	1.8	2.0	0.14	0.22	C01-02
Mouth	2548	8.9	6.9	8.2	0.62	0.95	1059	3.4	3.5	3.9	0.25	0.46	C03-06
Salivary glands	151	0.5	0.4	0.5	0.03	0.05	78	0.3	0.3	0.3	0.02	0.03	C07-08
Tonsil	210	0.7	0.6	0.8	0.05	0.09	48	0.2	0.2	0.2	0.01	0.02	C09
Other oropharynx	200	0.7	0.5	0.7	0.05	0.10	45	0.1	0.1	0.2	0.01	0.02	C10
Nasopharynx	105	0.4	0.3	0.3	0.02	0.04	46	0.1	0.2	0.1	0.01	0.01	C11
Hypopharynx	642	2.2	1.8	2.4	0.12	0.30	196	0.6	0.6	0.7	0.05	0.08	C12-13
Pharynx unspecified	182	0.6	0.5	0.7	0.03	0.08	80	0.3	0.3	0.3	0.01	0.03	C14
Oesophagus	1135	4.0	3.1	4.3	0.20	0.52	826	2.7	2.7	3.0	0.16	0.36	C15
Stomach	1201	4.2	3.3	4.4	0.24	0.52	687	2.2	2.3	2.5	0.15	0.28	C16
Small intestine	94	0.3	0.3	0.3	0.02	0.04	78	0.3	0.3	0.3	0.02	0.03	C17
Colon	1025	3.6	2.8	3.6	0.19	0.41	812	2.6	2.7	3.0	0.16	0.34	C18
Rectum	785	2.7	2.1	2.7	0.16	0.33	648	2.1	2.1	2.3	0.14	0.25	C19-20
Anus	120	0.4	0.3	0.4	0.03	0.04	87	0.3	0.3	0.3	0.02	0.03	C21
Liver	1380	4.8	3.8	5.2	0.25	0.61	704	2.3	2.3	2.6	0.14	0.29	C22
Gallbladder etc.	505	1.8	1.4	1.8	0.10	0.22	792	2.5	2.6	2.8	0.19	0.32	C23-24
Pancreas	658	2.3	1.8	2.5	0.12	0.30	461	1.5	1.5	1.7	0.09	0.20	C25
Nose, sinuses etc.	150	0.5	0.4	0.5	0.03	0.06	92	0.3	0.3	0.3	0.02	0.04	C30-31
Larynx	1291	4.5	3.5	4.8	0.27	0.57	186	0.6	0.6	0.7	0.04	0.07	C32
Trachea, bronchus, and lung	2588	9.1	7.1	9.8	0.48	1.21	1099	3.5	3.6	4.1	0.23	0.49	C33-34
Other thoracic organs	57	0.2	0.2	0.2	0.01	0.02	30	0.1	0.1	0.1	0.01	0.01	C37-38
Bone	310	1.1	0.8	0.9	0.05	0.07	216	0.7	0.7	0.7	0.05	0.06	C40-41
Melanoma of skin	80	0.3	0.2	0.3	0.02	0.03	77	0.2	0.3	0.3	0.02	0.03	C43
Other skin	324		0.9	1.1	0.06	0.12	258		0.9	0.9	0.05	0.10	C44
Mesothelioma	10	0.0	0.0	0.0	0.00	0.00	5	0.0	0.0	0.0	0.00	0.00	C45
Kaposi sarcoma	3	0.0	0.0	0.0	0.00	0.00	0	0.0	0.0	0.0	0.00	0.00	C46
Connective and soft tissue	374	1.3	1.0	1.2	0.08	0.13	331	1.1	1.1	1.1	0.08	0.11	C47+C49
Breast	172	0.6	0.5	0.6	0.04	0.07	9270	29.8	30.6	32.7	2.41	3.66	C50
Vulva							90	0.3	0.3	0.3	0.02	0.04	C51
Vagina							152	0.5	0.5	0.6	0.04	0.06	C52
Cervix uteri							2924	9.4	9.7	10.4	0.79	1.22	C53
Corpus uteri							1151	3.7	3.8	4.3	0.32	0.54	C54
Uterus unspecified							207	0.7	0.7	0.8	0.04	0.09	C55
Ovary							2101	6.8	6.9	7.4	0.52	0.82	C56
Other female genital organs							23	0.1	0.1	0.1	0.00	0.01	C57
Placenta							16	0.1	0.1	0.0	0.00	0.00	C58
Penis	219	0.8	0.6	0.8	0.05	0.09							C60
Prostate	2202	7.7	6.0	8.9	0.23	0.98							C61
Testis	250	0.9	0.7	0.6	0.04	0.05							C62
Other male genital organs	12	0.0	0.0	0.0	0.00	0.00							C63
Kidney	674	2.4	1.8	2.4	0.14	0.27	319	1.0	1.1	1.2	0.07	0.13	C64
Renal pelvis	3	0.0	0.0	0.0	0.00	0.00	1	0.0	0.0	0.0	0.00	0.00	C65
Ureter	11	0.0	0.0	0.0	0.00	0.00	4	0.0	0.0	0.0	0.00	0.00	C66
Bladder	1035	3.6	2.8	4.0	0.17	0.46	273	0.9	0.9	1.0	0.05	0.12	C67
Other urinary organs	8	0.0	0.0	0.0	0.00	0.00	2	0.0	0.0	0.0	0.00	0.00	C68
Eye	27	0.1	0.1	0.1	0.01	0.01	16	0.1	0.1	0.1	0.00	0.00	C69
Brain and nervous system	1031	3.6	2.8	3.2	0.21	0.30	640	2.1	2.1	2.2	0.15	0.23	C70-72
Thyroid	312	1.1	0.9	0.9	0.07	0.10	678	2.2	2.2	2.2	0.16	0.22	C73
Adrenal gland	19	0.1	0.1	0.1	0.00	0.01	23	0.1	0.1	0.1	0.01	0.01	C74
Other endocrine	18	0.1	0.0	0.1	0.00	0.01	19	0.1	0.1	0.1	0.00	0.01	C75
Hodgkin lymphoma	323	1.1	0.9	1.0	0.06	0.09	189	0.6	0.6	0.6	0.04	0.06	C81
Non-Hodgkin lymphoma	1376	4.8	3.8	4.7	0.27	0.53	914	2.9	3.0	3.3	0.21	0.37	C82-86,C96
Immunoproliferative diseases	0	0.0	0.0	0.0	0.00	0.00	0	0.0	0.0	0.0	0.00	0.00	C88
Multiple myeloma	445	1.6	1.2	1.7	0.08	0.21	307	1.0	1.0	1.2	0.07	0.13	C90
Lymphoid leukaemia	522	1.8	1.4	1.8	0.09	0.13	304	1.0	1.0	1.2	0.06	0.09	C91
Myeloid leukaemia	613	2.1	1.7	1.9	0.11	0.18	436	1.4	1.4	1.5	0.09	0.14	C92-94
Leukaemia unspecified	238	0.8	0.6	0.7	0.04	0.06	165	0.5	0.5	0.6	0.03	0.05	C95
Myeloproliferative disorders	10	0.0	0.0	0.0	0.00	0.00	12	0.0	0.0	0.0	0.00	0.00	MPD
Myelodysplastic syndromes	3	0.0	0.0	0.0	0.00	0.00	1	0.0	0.0	0.0	0.00	0.00	MDS
Other and unspecified	1711	6.0	4.7	6.1	0.35	0.71	1559	5.0	5.2	5.6	0.36	0.64	O&U
All sites	28913		78.8	102.4	5.56	11.63	31342		103.6	112.2	7.53	12.59	C00-96
All sites except C44	28589	100.0	78.0	101.3	5.50	11.51	31084	100.0	102.7	111.3	7.48	12.49	C00-96 exc. C44

§Includes 18 cases of unknown age

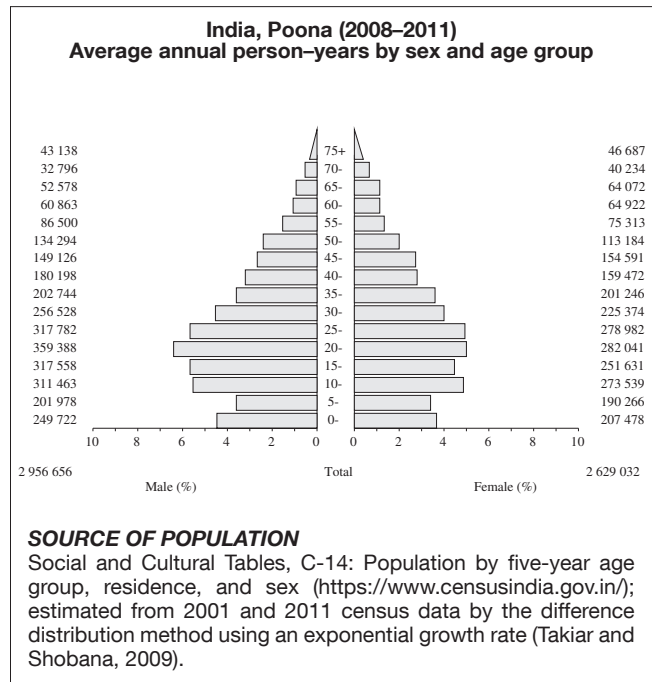
§Includes 34 cases of unknown age

*See note following population pyramid

India, Poona

CONTRIBUTORS

Vinay Deshmane
Shravani Koyande



NOTES ON THE DATA

*No official mortality data.

20 major cancers, ASR (World) per 100 000

<i>Male</i>		<i>Female</i>	
Mouth	6.9	Breast	22.0
Prostate	6.5	Cervix uteri	10.1
Trachea, bronchus, and lung	4.6	Ovary	4.5
Larynx	4.2	Mouth	3.6
Oesophagus	4.0	Corpus uteri	2.8
Tongue	3.5	Oesophagus	2.7
Non-Hodgkin lymphoma	3.3	Trachea, bronchus, and lung	2.7
Liver	3.2	Other and unspecified	2.1
Stomach	3.0	Brain and nervous system	1.8
Brain and nervous system	2.9	Non-Hodgkin lymphoma	1.8
Colon	2.8	Colon	1.7
Other and unspecified	2.8	Rectum	1.6
Rectum	2.6	Stomach	1.5
Bladder	2.2	Tongue	1.3
Pancreas	1.9	Liver	1.2
Kidney	1.6	Pancreas	1.1
Hypopharynx	1.3	Thyroid	0.9
Breast	1.0	Gallbladder etc.	0.9
Connective and soft tissue	1.0	Kidney	0.8
Myeloid leukaemia	0.9	Connective and soft tissue	0.8
All sites	69.3	All sites	73.3

*India, Poona (2008–2011)

SITE	Male						Female						ICD-10
	§No. cases	Freq. (%)	Crude rate (per 100 000)	ASR world	Cum. rates 0-64 (%)	0-74	§No. cases	Freq. (%)	Crude rate (per 100 000)	ASR world	Cum. rates 0-64 (%)	0-74	
Lip	26	0.4	0.2	0.3	0.02	0.04	14	0.2	0.1	0.2	0.01	0.02	C00
Tongue	324	5.6	2.7	3.5	0.25	0.40	120	1.9	1.1	1.3	0.10	0.15	C01-02
Mouth	601	10.4	5.1	6.9	0.50	0.83	309	4.8	2.9	3.6	0.27	0.43	C03-06
Salivary glands	31	0.5	0.3	0.3	0.02	0.03	20	0.3	0.2	0.2	0.01	0.02	C07-08
Tonsil	34	0.6	0.3	0.4	0.03	0.04	10	0.2	0.1	0.1	0.01	0.02	C09
Other oropharynx	34	0.6	0.3	0.4	0.03	0.05	7	0.1	0.1	0.1	0.01	0.01	C10
Nasopharynx	24	0.4	0.2	0.2	0.02	0.03	10	0.2	0.1	0.1	0.01	0.01	C11
Hypopharynx	105	1.8	0.9	1.3	0.08	0.17	51	0.8	0.5	0.6	0.05	0.07	C12-13
Pharynx unspecified	17	0.3	0.1	0.2	0.02	0.03	10	0.2	0.1	0.1	0.01	0.01	C14
Oesophagus	318	5.5	2.7	4.0	0.20	0.47	229	3.6	2.2	2.7	0.16	0.30	C15
Stomach	253	4.4	2.1	3.0	0.17	0.35	129	2.0	1.2	1.5	0.10	0.19	C16
Small intestine	13	0.2	0.1	0.2	0.01	0.02	8	0.1	0.1	0.1	0.01	0.01	C17
Colon	231	4.0	2.0	2.8	0.15	0.35	147	2.3	1.4	1.7	0.09	0.21	C18
Rectum	220	3.8	1.9	2.6	0.16	0.30	139	2.2	1.3	1.6	0.12	0.19	C19-20
Anus	26	0.4	0.2	0.3	0.02	0.03	14	0.2	0.1	0.2	0.01	0.02	C21
Liver	256	4.4	2.2	3.2	0.17	0.38	102	1.6	1.0	1.2	0.07	0.12	C22
Gallbladder etc.	62	1.1	0.5	0.7	0.03	0.10	80	1.2	0.8	0.9	0.06	0.10	C23-24
Pancreas	147	2.5	1.2	1.9	0.13	0.22	91	1.4	0.9	1.1	0.05	0.12	C25
Nose, sinuses etc.	43	0.7	0.4	0.5	0.04	0.06	22	0.3	0.2	0.3	0.01	0.03	C30-31
Larynx	326	5.6	2.8	4.2	0.28	0.56	52	0.8	0.5	0.6	0.03	0.07	C32
Trachea, bronchus, and lung	374	6.5	3.2	4.6	0.25	0.60	230	3.6	2.2	2.7	0.17	0.31	C33-34
Other thoracic organs	14	0.2	0.1	0.1	0.01	0.01	11	0.2	0.1	0.1	0.01	0.01	C37-38
Bone	50	0.9	0.4	0.5	0.03	0.05	37	0.6	0.4	0.4	0.03	0.03	C40-41
Melanoma of skin	13	0.2	0.1	0.2	0.01	0.02	12	0.2	0.1	0.1	0.01	0.02	C43
Other skin	53		0.4	0.6	0.03	0.08	56		0.5	0.6	0.03	0.08	C44
Mesothelioma	1	0.0	0.0	0.0	0.00	0.00	1	0.0	0.0	0.0	0.00	0.00	C45
Kaposi sarcoma	2	0.0	0.0	0.0	0.00	0.00	0	0.0	0.0	0.0	0.00	0.00	C46
Connective and soft tissue	99	1.7	0.8	1.0	0.06	0.11	70	1.1	0.7	0.8	0.05	0.08	C47+C49
Breast	86	1.5	0.7	1.0	0.06	0.13	1965	30.6	18.7	22.0	1.72	2.45	C50
Vulva							19	0.3	0.2	0.2	0.02	0.03	C51
Vagina							32	0.5	0.3	0.4	0.03	0.05	C52
Cervix uteri							891	13.9	8.5	10.1	0.80	1.18	C53
Corpus uteri							230	3.6	2.2	2.8	0.21	0.34	C54
Uterus unspecified							32	0.5	0.3	0.4	0.02	0.05	C55
Ovary							402	6.3	3.8	4.5	0.32	0.49	C56
Other female genital organs							1	0.0	0.0	0.0	0.00	0.00	C57
Placenta							1	0.0	0.0	0.0	0.00	0.00	C58
Penis	57	1.0	0.5	0.7	0.04	0.09							C60
Prostate	493	8.5	4.2	6.5	0.17	0.69							C61
Testis	15	0.3	0.1	0.1	0.01	0.01							C62
Other male genital organs	1	0.0	0.0	0.0	0.00	0.00							C63
Kidney	134	2.3	1.1	1.6	0.09	0.19	70	1.1	0.7	0.8	0.06	0.10	C64
Renal pelvis	0	0.0	0.0	0.0	0.00	0.00	0	0.0	0.0	0.0	0.00	0.00	C65
Ureter	0	0.0	0.0	0.0	0.00	0.00	2	0.0	0.0	0.0	0.00	0.00	C66
Bladder	179	3.1	1.5	2.2	0.11	0.25	63	1.0	0.6	0.7	0.04	0.08	C67
Other urinary organs	0	0.0	0.0	0.0	0.00	0.00	0	0.0	0.0	0.0	0.00	0.00	C68
Eye	3	0.1	0.0	0.0	0.00	0.00	3	0.0	0.0	0.0	0.00	0.00	C69
Brain and nervous system	285	4.9	2.4	2.9	0.21	0.33	171	2.7	1.6	1.8	0.14	0.18	C70-72
Thyroid	55	1.0	0.5	0.6	0.04	0.07	94	1.5	0.9	0.9	0.06	0.09	C73
Adrenal gland	1	0.0	0.0	0.0	0.00	0.00	4	0.1	0.0	0.0	0.00	0.00	C74
Other endocrine	8	0.1	0.1	0.1	0.00	0.01	3	0.0	0.0	0.0	0.00	0.00	C75
Hodgkin lymphoma	51	0.9	0.4	0.5	0.04	0.06	21	0.3	0.2	0.2	0.01	0.03	C81
Non-Hodgkin lymphoma	299	5.2	2.5	3.3	0.17	0.38	157	2.4	1.5	1.8	0.12	0.21	C82-86,C96
Immunoproliferative diseases	0	0.0	0.0	0.0	0.00	0.00	0	0.0	0.0	0.0	0.00	0.00	C88
Multiple myeloma	66	1.1	0.6	0.8	0.04	0.11	39	0.6	0.4	0.5	0.04	0.06	C90
Lymphoid leukaemia	74	1.3	0.6	0.7	0.04	0.06	33	0.5	0.3	0.3	0.02	0.02	C91
Myeloid leukaemia	87	1.5	0.7	0.9	0.05	0.10	64	1.0	0.6	0.7	0.04	0.06	C92-94
Leukaemia unspecified	19	0.3	0.2	0.2	0.01	0.03	10	0.2	0.1	0.1	0.01	0.01	C95
Myeloproliferative disorders	0	0.0	0.0	0.0	0.00	0.00	0	0.0	0.0	0.0	0.00	0.00	MPD
Myelodysplastic syndromes	0	0.0	0.0	0.0	0.00	0.00	1	0.0	0.0	0.0	0.00	0.00	MDS
Other and unspecified	232	4.0	2.0	2.8	0.15	0.35	186	2.9	1.8	2.1	0.13	0.26	O&U
All sites	5842		49.4	69.3	3.93	8.17	6475		61.6	73.3	5.28	8.31	C00-96
All sites except C44	5789	100.0	48.9	68.7	3.89	8.09	6419	100.0	61.0	72.7	5.25	8.24	C00-96 exc. C44

§ Includes 32 cases of unknown age

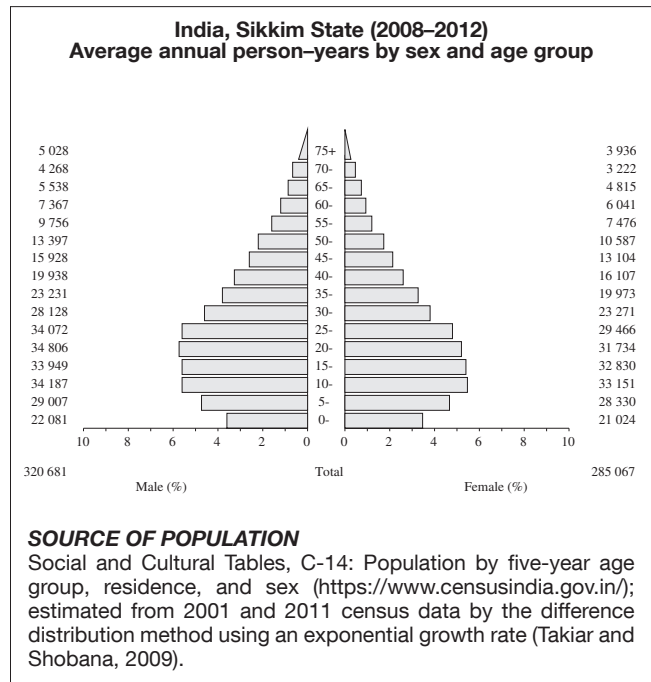
§ Includes 40 cases of unknown age

*See note following population pyramid

India, Sikkim State

CONTRIBUTORS

Yogesh Verma
P.K. Pradhan
Saroj Deep Sapkota
Pranay Giri
B.N. Bhattarai
Prakash Sundas



NOTES ON THE DATA

*No official mortality data.

20 major cancers, ASR (World) per 100 000

<i>Male</i>		<i>Female</i>	
Stomach	14.5	Breast	9.9
Liver	8.1	Stomach	9.4
Oesophagus	7.8	Cervix uteri	9.2
Trachea, bronchus, and lung	6.8	Trachea, bronchus, and lung	9.2
Other and unspecified	6.1	Oesophagus	7.7
Larynx	4.6	Gallbladder etc.	6.6
Mouth	3.6	Other and unspecified	5.8
Nasopharynx	3.2	Liver	5.5
Brain and nervous system	3.0	Ovary	4.2
Bladder	2.5	Brain and nervous system	3.8
Myeloid leukaemia	2.5	Mouth	2.8
Gallbladder etc.	2.3	Thyroid	2.8
Non-melanoma skin cancer	2.3	Colon	2.3
Hypopharynx	2.0	Myeloid leukaemia	1.9
Colon	1.9	Non-melanoma skin cancer	1.7
Tongue	1.8	Rectum	1.5
Rectum	1.7	Connective and soft tissue	1.4
Thyroid	1.5	Melanoma of skin	1.4
Non-Hodgkin lymphoma	1.5	Nasopharynx	1.3
Penis	1.2	Non-Hodgkin lymphoma	1.1
All sites	90.6	All sites	103.3

*India, Sikkim State (2008–2012)

SITE	Male						Female						ICD-10
	§No. cases	Freq. (%)	Crude rate (per 100 000)	ASR world	Cum. rates 0-64 (%)	0-74 (%)	No. cases	Freq. (%)	Crude rate (per 100 000)	ASR world	Cum. rates 0-64 (%)	0-74 (%)	
Lip	4	0.4	0.2	0.3	0.01	0.03	2	0.2	0.1	0.2	0.00	0.00	C00
Tongue	21	2.0	1.3	1.8	0.08	0.25	10	1.0	0.7	1.1	0.08	0.14	C01-02
Mouth	43	4.1	2.7	3.6	0.28	0.42	28	2.7	2.0	2.8	0.23	0.29	C03-06
Salivary glands	10	1.0	0.6	0.9	0.08	0.08	3	0.3	0.2	0.2	0.01	0.03	C07-08
Tonsil	5	0.5	0.3	0.4	0.01	0.05	8	0.8	0.6	0.9	0.06	0.11	C09
Other oropharynx	6	0.6	0.4	0.5	0.02	0.05	3	0.3	0.2	0.3	0.03	0.03	C10
Nasopharynx	41	3.9	2.6	3.2	0.25	0.33	17	1.6	1.2	1.3	0.12	0.12	C11
Hypopharynx	22	2.1	1.4	2.0	0.06	0.23	5	0.5	0.4	0.5	0.02	0.04	C12-13
Pharynx unspecified	9	0.9	0.6	0.9	0.04	0.14	2	0.2	0.1	0.2	0.02	0.02	C14
Oesophagus	91	8.7	5.7	7.8	0.36	0.91	66	6.3	4.6	7.7	0.33	1.17	C15
Stomach	166	15.8	10.4	14.5	0.67	1.85	90	8.6	6.3	9.4	0.48	1.20	C16
Small intestine	1	0.1	0.1	0.1	0.01	0.01	3	0.3	0.2	0.3	0.03	0.03	C17
Colon	22	2.1	1.4	1.9	0.07	0.28	23	2.2	1.6	2.3	0.12	0.30	C18
Rectum	20	1.9	1.2	1.7	0.08	0.20	16	1.5	1.1	1.5	0.07	0.20	C19-20
Anus	5	0.5	0.3	0.4	0.02	0.04	5	0.5	0.4	0.5	0.03	0.07	C21
Liver	93	8.8	5.8	8.1	0.45	1.10	55	5.3	3.9	5.5	0.41	0.63	C22
Gallbladder etc.	27	2.6	1.7	2.3	0.11	0.32	62	5.9	4.3	6.6	0.40	0.77	C23-24
Pancreas	10	1.0	0.6	0.8	0.07	0.09	8	0.8	0.6	0.8	0.05	0.10	C25
Nose, sinuses etc.	5	0.5	0.3	0.4	0.02	0.04	6	0.6	0.4	0.5	0.03	0.08	C30-31
Larynx	51	4.9	3.2	4.6	0.14	0.52	10	1.0	0.7	1.1	0.06	0.15	C32
Trachea, bronchus, and lung	77	7.3	4.8	6.8	0.27	0.81	84	8.1	5.9	9.2	0.42	1.29	C33-34
Other thoracic organs	3	0.3	0.2	0.1	0.01	0.01	1	0.1	0.1	0.1	0.01	0.01	C37-38
Bone	9	0.9	0.6	0.5	0.03	0.03	6	0.6	0.4	0.5	0.04	0.06	C40-41
Melanoma of skin	5	0.5	0.3	0.5	0.00	0.08	14	1.3	1.0	1.4	0.04	0.14	C43
Other skin	28		1.7	2.3	0.12	0.20	16		1.1	1.7	0.07	0.17	C44
Mesothelioma	0	0.0	0.0	0.0	0.00	0.00	0	0.0	0.0	0.0	0.00	0.00	C45
Kaposi sarcoma	0	0.0	0.0	0.0	0.00	0.00	0	0.0	0.0	0.0	0.00	0.00	C46
Connective and soft tissue	13	1.2	0.8	1.0	0.06	0.12	20	1.9	1.4	1.4	0.07	0.14	C47+C49
Breast	10	1.0	0.6	0.9	0.06	0.12	112	10.7	7.9	9.9	0.78	1.07	C50
Vulva							5	0.5	0.4	0.4	0.03	0.03	C51
Vagina							3	0.3	0.2	0.3	0.03	0.03	C52
Cervix uteri							102	9.8	7.2	9.2	0.83	1.00	C53
Corpus uteri							6	0.6	0.4	0.7	0.07	0.09	C54
Uterus unspecified							7	0.7	0.5	0.8	0.08	0.08	C55
Ovary							49	4.7	3.4	4.2	0.37	0.46	C56
Other female genital organs							0	0.0	0.0	0.0	0.00	0.00	C57
Placenta							9	0.9	0.6	0.6	0.04	0.07	C58
Penis	15	1.4	0.9	1.2	0.09	0.14							C60
Prostate	13	1.2	0.8	1.1	0.02	0.12							C61
Testis	2	0.2	0.1	0.1	0.01	0.01							C62
Other male genital organs	0	0.0	0.0	0.0	0.00	0.00							C63
Kidney	10	1.0	0.6	0.9	0.08	0.08	10	1.0	0.7	1.0	0.09	0.12	C64
Renal pelvis	0	0.0	0.0	0.0	0.00	0.00	1	0.1	0.1	0.1	0.00	0.02	C65
Ureter	0	0.0	0.0	0.0	0.00	0.00	0	0.0	0.0	0.0	0.00	0.00	C66
Bladder	30	2.9	1.9	2.5	0.11	0.30	7	0.7	0.5	0.7	0.05	0.05	C67
Other urinary organs	0	0.0	0.0	0.0	0.00	0.00	0	0.0	0.0	0.0	0.00	0.00	C68
Eye	4	0.4	0.2	0.4	0.02	0.04	2	0.2	0.1	0.2	0.01	0.01	C69
Brain and nervous system	41	3.9	2.6	3.0	0.16	0.31	42	4.0	2.9	3.8	0.26	0.41	C70-72
Thyroid	20	1.9	1.2	1.5	0.09	0.16	30	2.9	2.1	2.8	0.17	0.30	C73
Adrenal gland	0	0.0	0.0	0.0	0.00	0.00	2	0.2	0.1	0.2	0.01	0.01	C74
Other endocrine	0	0.0	0.0	0.0	0.00	0.00	2	0.2	0.1	0.1	0.01	0.01	C75
Hodgkin lymphoma	5	0.5	0.3	0.4	0.02	0.07	4	0.4	0.3	0.3	0.03	0.03	C81
Non-Hodgkin lymphoma	21	2.0	1.3	1.5	0.11	0.16	13	1.2	0.9	1.1	0.04	0.12	C82-86,C96
Immunoproliferative diseases	0	0.0	0.0	0.0	0.00	0.00	0	0.0	0.0	0.0	0.00	0.00	C88
Multiple myeloma	4	0.4	0.2	0.3	0.03	0.03	4	0.4	0.3	0.4	0.03	0.05	C90
Lymphoid leukaemia	5	0.5	0.3	0.4	0.01	0.06	3	0.3	0.2	0.3	0.02	0.02	C91
Myeloid leukaemia	37	3.5	2.3	2.5	0.17	0.24	22	2.1	1.5	1.9	0.17	0.17	C92-94
Leukaemia unspecified	4	0.4	0.2	0.3	0.01	0.03	3	0.3	0.2	0.3	0.02	0.02	C95
Myeloproliferative disorders	0	0.0	0.0	0.0	0.00	0.00	0	0.0	0.0	0.0	0.00	0.00	MPD
Myelodysplastic syndromes	1	0.1	0.1	0.1	0.00	0.00	0	0.0	0.0	0.0	0.00	0.00	MDS
Other and unspecified	70	6.7	4.4	6.1	0.27	0.88	58	5.6	4.1	5.8	0.28	0.64	O&U
All sites	1079		67.3	90.6	4.61	10.96	1059		74.3	103.3	6.63	12.08	C00-96
All sites except C44	1051	100.0	65.5	88.3	4.49	10.76	1043	100.0	73.2	101.5	6.56	11.90	C00-96 exc. C44

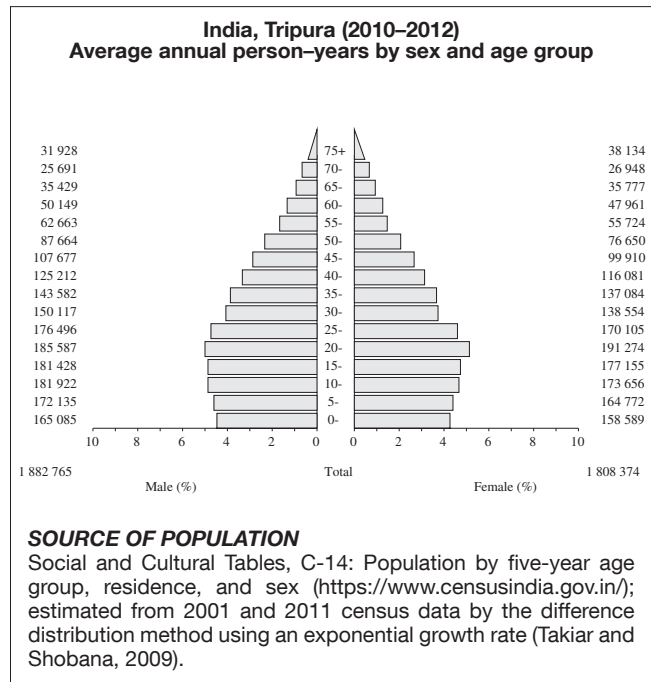
§Includes 1 case of unknown age

*See note following population pyramid

India, Tripura

CONTRIBUTORS

Gautam Majumdar
Aroop Roy Barman
Arup Bhowmik
Santi Ranjan Pal
Pariyatosh Dhar



NOTES ON THE DATA

*No official mortality data.

20 major cancers, ASR (World) per 100 000

<i>Male</i>		<i>Female</i>	
Trachea, bronchus, and lung	14.7	Cervix uteri	10.1
Oesophagus	6.8	Breast	6.9
Stomach	5.1	Gallbladder etc.	5.2
Hypopharynx	5.0	Oesophagus	2.9
Larynx	4.7	Ovary	2.8
Tongue	4.6	Stomach	2.8
Other and unspecified	4.1	Trachea, bronchus, and lung	2.6
Mouth	3.7	Other and unspecified	2.5
Tonsil	2.5	Mouth	2.1
Non-Hodgkin lymphoma	2.5	Tongue	1.7
Liver	2.0	Liver	1.1
Gallbladder etc.	1.9	Myeloid leukaemia	1.1
Rectum	1.4	Non-Hodgkin lymphoma	1.1
Other oropharynx	1.2	Rectum	1.0
Colon	1.2	Colon	0.9
Bone	1.2	Larynx	0.9
Myeloid leukaemia	1.0	Thyroid	0.8
Prostate	0.9	Tonsil	0.7
Brain and nervous system	0.8	Bone	0.7
Pharynx unspecified	0.8	Brain and nervous system	0.7
All sites	75.1	All sites	54.7

*India, Tripura (2010–2012)

SITE	Male						Female						ICD-10
	§No. cases	Freq. (%)	Crude rate (per 100 000)	ASR world	Cum. rates 0-64 (%)	0-74	§No. cases	Freq. (%)	Crude rate (per 100 000)	ASR world	Cum. rates 0-64 (%)	0-74	
Lip	9	0.3	0.2	0.2	0.01	0.03	7	0.3	0.1	0.2	0.02	0.02	C00
Tongue	207	6.1	3.7	4.6	0.32	0.57	74	2.9	1.4	1.7	0.11	0.22	C01-02
Mouth	167	4.9	3.0	3.7	0.23	0.48	96	3.8	1.8	2.1	0.16	0.26	C03-06
Salivary glands	20	0.6	0.4	0.4	0.03	0.04	9	0.4	0.2	0.2	0.01	0.02	C07-08
Tonsil	117	3.5	2.1	2.5	0.17	0.31	32	1.3	0.6	0.7	0.06	0.09	C09
Other oropharynx	54	1.6	1.0	1.2	0.09	0.18	8	0.3	0.1	0.2	0.01	0.02	C10
Nasopharynx	30	0.9	0.5	0.7	0.05	0.08	12	0.5	0.2	0.3	0.02	0.03	C11
Hypopharynx	224	6.6	4.0	5.0	0.31	0.66	29	1.1	0.5	0.7	0.05	0.09	C12-13
Pharynx unspecified	36	1.1	0.6	0.8	0.06	0.09	5	0.2	0.1	0.1	0.01	0.02	C14
Oesophagus	298	8.8	5.3	6.8	0.47	0.89	124	4.9	2.3	2.9	0.19	0.38	C15
Stomach	229	6.8	4.1	5.1	0.31	0.66	131	5.2	2.4	2.8	0.21	0.30	C16
Small intestine	1	0.0	0.0	0.0	0.00	0.00	0	0.0	0.0	0.0	0.00	0.00	C17
Colon	56	1.7	1.0	1.2	0.09	0.14	43	1.7	0.8	0.9	0.07	0.11	C18
Rectum	72	2.1	1.3	1.4	0.10	0.15	51	2.0	0.9	1.0	0.08	0.10	C19-20
Anus	10	0.3	0.2	0.2	0.01	0.02	4	0.2	0.1	0.1	0.01	0.01	C21
Liver	89	2.6	1.6	2.0	0.14	0.24	48	1.9	0.9	1.1	0.07	0.16	C22
Gallbladder etc.	89	2.6	1.6	1.9	0.14	0.22	235	9.3	4.3	5.2	0.37	0.65	C23-24
Pancreas	27	0.8	0.5	0.6	0.05	0.07	15	0.6	0.3	0.3	0.03	0.04	C25
Nose, sinuses etc.	5	0.1	0.1	0.1	0.00	0.00	1	0.0	0.0	0.0	0.00	0.00	C30-31
Larynx	212	6.3	3.8	4.7	0.30	0.61	38	1.5	0.7	0.9	0.08	0.10	C32
Trachea, bronchus, and lung	625	18.5	11.1	14.7	0.83	1.94	113	4.5	2.1	2.6	0.16	0.34	C33-34
Other thoracic organs	11	0.3	0.2	0.2	0.01	0.03	3	0.1	0.1	0.1	0.01	0.01	C37-38
Bone	57	1.7	1.0	1.2	0.07	0.13	36	1.4	0.7	0.7	0.05	0.06	C40-41
Melanoma of skin	6	0.2	0.1	0.1	0.00	0.01	1	0.0	0.0	0.0	0.00	0.00	C43
Other skin	25		0.4	0.5	0.04	0.05	19		0.4	0.4	0.02	0.05	C44
Mesothelioma	1	0.0	0.0	0.0	0.00	0.00	2	0.1	0.0	0.0	0.00	0.00	C45
Kaposi sarcoma	0	0.0	0.0	0.0	0.00	0.00	0	0.0	0.0	0.0	0.00	0.00	C46
Connective and soft tissue	30	0.9	0.5	0.5	0.04	0.05	19	0.7	0.4	0.3	0.02	0.02	C47+C49
Breast	12	0.4	0.2	0.3	0.02	0.03	347	13.7	6.4	6.9	0.59	0.73	C50
Vulva							8	0.3	0.1	0.2	0.01	0.03	C51
Vagina							9	0.4	0.2	0.2	0.02	0.02	C52
Cervix uteri							481	19.0	8.9	10.1	0.86	1.13	C53
Corpus uteri							17	0.7	0.3	0.4	0.03	0.05	C54
Uterus unspecified							22	0.9	0.4	0.4	0.03	0.03	C55
Ovary							136	5.4	2.5	2.8	0.22	0.32	C56
Other female genital organs							1	0.0	0.0	0.0	0.00	0.00	C57
Placenta							1	0.0	0.0	0.0	0.00	0.00	C58
Penis	43	1.3	0.8	0.8	0.05	0.08							C60
Prostate	37	1.1	0.7	0.9	0.05	0.10							C61
Testis	23	0.7	0.4	0.4	0.03	0.03							C62
Other male genital organs	5	0.1	0.1	0.1	0.01	0.01							C63
Kidney	34	1.0	0.6	0.8	0.06	0.09	21	0.8	0.4	0.5	0.03	0.05	C64
Renal pelvis	0	0.0	0.0	0.0	0.00	0.00	0	0.0	0.0	0.0	0.00	0.00	C65
Ureter	0	0.0	0.0	0.0	0.00	0.00	3	0.1	0.1	0.1	0.00	0.00	C66
Bladder	33	1.0	0.6	0.8	0.05	0.10	14	0.6	0.3	0.3	0.01	0.02	C67
Other urinary organs	0	0.0	0.0	0.0	0.00	0.00	1	0.0	0.0	0.0	0.00	0.00	C68
Eye	4	0.1	0.1	0.1	0.00	0.00	9	0.4	0.2	0.2	0.01	0.01	C69
Brain and nervous system	44	1.3	0.8	0.8	0.07	0.08	33	1.3	0.6	0.7	0.05	0.06	C70-72
Thyroid	18	0.5	0.3	0.3	0.03	0.03	41	1.6	0.8	0.8	0.06	0.10	C73
Adrenal gland	1	0.0	0.0	0.0	0.00	0.00	2	0.1	0.0	0.0	0.00	0.00	C74
Other endocrine	1	0.0	0.0	0.0	0.00	0.00	1	0.0	0.0	0.0	0.00	0.00	C75
Hodgkin lymphoma	25	0.7	0.4	0.5	0.03	0.03	6	0.2	0.1	0.1	0.01	0.01	C81
Non-Hodgkin lymphoma	116	3.4	2.1	2.5	0.16	0.30	48	1.9	0.9	1.1	0.08	0.13	C82-86,C96
Immunoproliferative diseases	1	0.0	0.0	0.0	0.00	0.00	1	0.0	0.0	0.0	0.00	0.00	C88
Multiple myeloma	23	0.7	0.4	0.5	0.03	0.04	14	0.6	0.3	0.3	0.02	0.04	C90
Lymphoid leukaemia	37	1.1	0.7	0.8	0.04	0.07	14	0.6	0.3	0.3	0.02	0.02	C91
Myeloid leukaemia	56	1.7	1.0	1.0	0.07	0.09	56	2.2	1.0	1.1	0.07	0.11	C92-94
Leukaemia unspecified	1	0.0	0.0	0.0	0.00	0.00	0	0.0	0.0	0.0	0.00	0.00	C95
Myeloproliferative disorders	0	0.0	0.0	0.0	0.00	0.00	0	0.0	0.0	0.0	0.00	0.00	MPD
Myelodysplastic syndromes	0	0.0	0.0	0.0	0.00	0.00	0	0.0	0.0	0.0	0.00	0.00	MDS
Other and unspecified	187	5.5	3.3	4.1	0.27	0.51	115	4.5	2.1	2.5	0.17	0.31	O&U
All sites	3408		60.3	75.1	4.85	9.28	2556		47.1	54.7	4.11	6.29	C00-96
All sites except C44	3383	100.0	59.9	74.6	4.82	9.23	2537	100.0	46.8	54.3	4.09	6.24	C00-96 exc. C44

§Includes 2 cases of unknown age

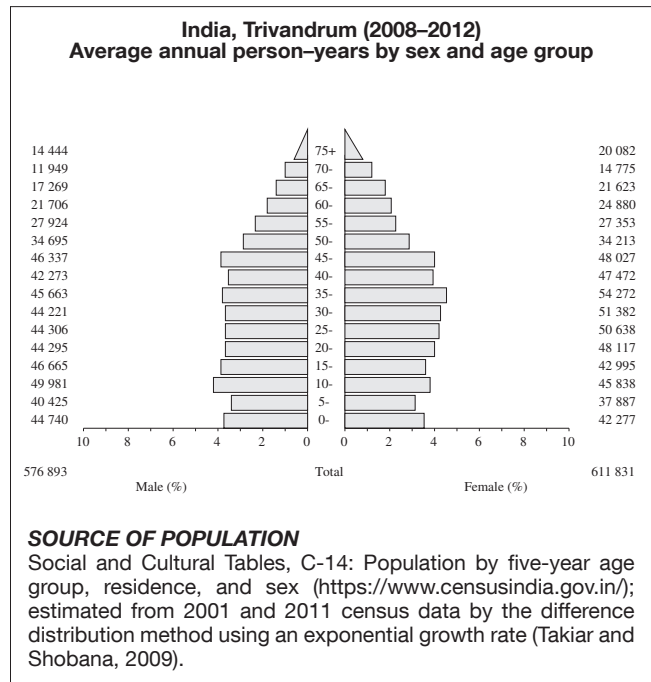
§Includes 1 case of unknown age

*See note following population pyramid

India, Trivandrum

CONTRIBUTORS

Aleyamma Mathew
Preethi Sara George
Padmakumari Amma
M.C. Kalavathy
Paul Sebastian



NOTES ON THE DATA

*No official mortality data.

20 major cancers, ASR (World) per 100 000

<i>Male</i>		<i>Female</i>	
Trachea, bronchus, and lung	15.1	Breast	36.9
Other and unspecified	10.9	Thyroid	9.7
Prostate	10.8	Cervix uteri	7.9
Mouth	6.7	Ovary	7.5
Tongue	6.1	Other and unspecified	7.3
Larynx	6.0	Corpus uteri	6.2
Rectum	5.9	Trachea, bronchus, and lung	4.5
Non-Hodgkin lymphoma	5.3	Rectum	3.6
Liver	5.3	Non-Hodgkin lymphoma	3.5
Stomach	4.9	Colon	2.8
Colon	4.8	Mouth	2.7
Bladder	4.1	Myeloid leukaemia	2.5
Oesophagus	4.1	Tongue	2.4
Thyroid	3.8	Brain and nervous system	2.3
Brain and nervous system	3.4	Stomach	2.0
Multiple myeloma	3.1	Multiple myeloma	1.6
Kidney	3.0	Pancreas	1.5
Myeloid leukaemia	2.6	Lymphoid leukaemia	1.4
Pancreas	2.6	Gallbladder etc.	1.1
Other oropharynx	2.6	Liver	1.1
All sites	131.6	All sites	120.8

*India, Trivandrum (2008–2012)

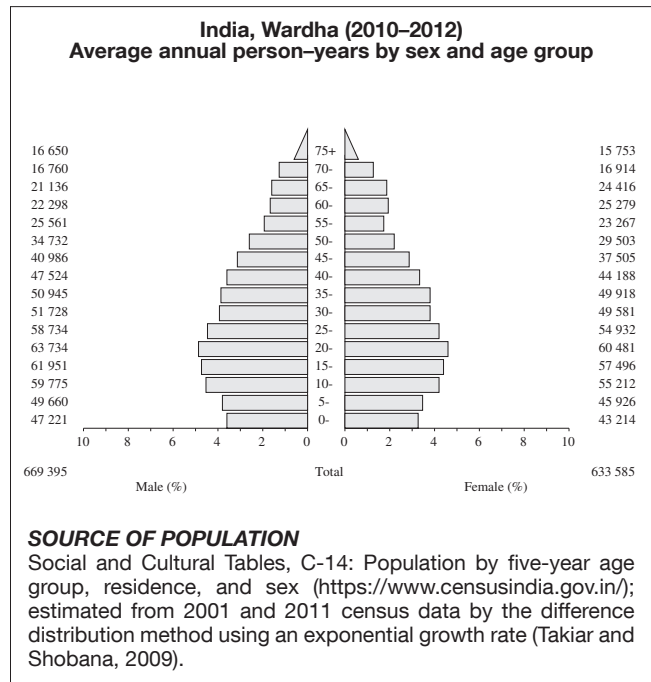
SITE	Male						Female						ICD-10
	No. cases	Freq. (%)	Crude rate (per 100 000)	ASR world	Cum. rates 0-64 (%)	0-74 (%)	No. cases	Freq. (%)	Crude rate (per 100 000)	ASR world	Cum. rates 0-64 (%)	0-74 (%)	
Lip	17	0.4	0.6	0.5	0.03	0.06	6	0.1	0.2	0.2	0.01	0.02	C00
Tongue	196	4.8	6.8	6.1	0.47	0.76	93	2.1	3.0	2.4	0.14	0.28	C01-02
Mouth	214	5.2	7.4	6.7	0.40	0.84	104	2.4	3.4	2.7	0.13	0.34	C03-06
Salivary glands	26	0.6	0.9	0.8	0.06	0.10	23	0.5	0.8	0.7	0.05	0.07	C07-08
Tonsil	25	0.6	0.9	0.8	0.05	0.12	5	0.1	0.2	0.1	0.01	0.01	C09
Other oropharynx	84	2.0	2.9	2.6	0.19	0.32	2	0.0	0.1	0.1	0.00	0.01	C10
Nasopharynx	17	0.4	0.6	0.5	0.03	0.05	14	0.3	0.5	0.4	0.03	0.04	C11
Hypopharynx	78	1.9	2.7	2.5	0.15	0.31	8	0.2	0.3	0.2	0.02	0.03	C12-13
Pharynx unspecified	3	0.1	0.1	0.1	0.00	0.02	0	0.0	0.0	0.0	0.00	0.00	C14
Oesophagus	130	3.2	4.5	4.1	0.24	0.52	34	0.8	1.1	0.9	0.04	0.11	C15
Stomach	155	3.8	5.4	4.9	0.32	0.59	75	1.7	2.5	2.0	0.14	0.20	C16
Small intestine	12	0.3	0.4	0.4	0.02	0.06	7	0.2	0.2	0.2	0.01	0.02	C17
Colon	154	3.8	5.3	4.8	0.28	0.62	102	2.3	3.3	2.8	0.20	0.32	C18
Rectum	187	4.6	6.5	5.9	0.35	0.77	135	3.1	4.4	3.6	0.23	0.43	C19-20
Anus	8	0.2	0.3	0.3	0.01	0.03	4	0.1	0.1	0.1	0.01	0.01	C21
Liver	167	4.1	5.8	5.3	0.30	0.72	39	0.9	1.3	1.1	0.06	0.11	C22
Gallbladder etc.	28	0.7	1.0	0.9	0.05	0.13	39	0.9	1.3	1.1	0.09	0.13	C23-24
Pancreas	86	2.1	3.0	2.6	0.19	0.31	53	1.2	1.7	1.5	0.12	0.18	C25
Nose, sinuses etc.	28	0.7	1.0	0.9	0.05	0.11	21	0.5	0.7	0.6	0.03	0.07	C30-31
Larynx	187	4.6	6.5	6.0	0.37	0.80	19	0.4	0.6	0.5	0.05	0.07	C32
Trachea, bronchus, and lung	482	11.7	16.7	15.1	0.92	1.89	167	3.8	5.5	4.5	0.29	0.56	C33-34
Other thoracic organs	11	0.3	0.4	0.3	0.03	0.04	10	0.2	0.3	0.3	0.01	0.04	C37-38
Bone	30	0.7	1.0	1.0	0.06	0.07	17	0.4	0.6	0.6	0.03	0.05	C40-41
Melanoma of skin	10	0.2	0.3	0.3	0.02	0.03	15	0.3	0.5	0.4	0.03	0.06	C43
Other skin	76		2.6	2.4	0.15	0.31	37		1.2	1.0	0.05	0.12	C44
Mesothelioma	2	0.0	0.1	0.1	0.01	0.01	2	0.0	0.1	0.1	0.01	0.01	C45
Kaposi sarcoma	0	0.0	0.0	0.0	0.00	0.00	0	0.0	0.0	0.0	0.00	0.00	C46
Connective and soft tissue	52	1.3	1.8	1.6	0.11	0.16	36	0.8	1.2	1.0	0.06	0.11	C47+C49
Breast	27	0.7	0.9	0.8	0.04	0.11	1362	31.3	44.5	36.9	2.99	4.17	C50
Vulva							6	0.1	0.2	0.2	0.02	0.02	C51
Vagina							13	0.3	0.4	0.3	0.01	0.05	C52
Cervix uteri							284	6.5	9.3	7.9	0.61	0.98	C53
Corpus uteri							221	5.1	7.2	6.2	0.49	0.78	C54
Uterus unspecified							29	0.7	0.9	0.8	0.06	0.10	C55
Ovary							270	6.2	8.8	7.5	0.57	0.87	C56
Other female genital organs							4	0.1	0.1	0.1	0.01	0.01	C57
Placenta							0	0.0	0.0	0.0	0.00	0.00	C58
Penis	22	0.5	0.8	0.7	0.03	0.07							C60
Prostate	344	8.4	11.9	10.8	0.32	1.35							C61
Testis	27	0.7	0.9	0.9	0.06	0.08							C62
Other male genital organs	2	0.0	0.1	0.1	0.00	0.01							C63
Kidney	93	2.3	3.2	3.0	0.18	0.34	35	0.8	1.1	1.0	0.08	0.10	C64
Renal pelvis	2	0.0	0.1	0.1	0.01	0.01	0	0.0	0.0	0.0	0.00	0.00	C65
Ureter	1	0.0	0.0	0.0	0.00	0.00	2	0.0	0.1	0.1	0.00	0.01	C66
Bladder	130	3.2	4.5	4.1	0.21	0.52	29	0.7	0.9	0.8	0.05	0.10	C67
Other urinary organs	0	0.0	0.0	0.0	0.00	0.00	0	0.0	0.0	0.0	0.00	0.00	C68
Eye	5	0.1	0.2	0.2	0.01	0.02	2	0.0	0.1	0.1	0.00	0.00	C69
Brain and nervous system	109	2.7	3.8	3.4	0.26	0.33	75	1.7	2.5	2.3	0.15	0.21	C70-72
Thyroid	125	3.0	4.3	3.8	0.26	0.38	360	8.3	11.8	9.7	0.77	0.88	C73
Adrenal gland	8	0.2	0.3	0.3	0.02	0.02	8	0.2	0.3	0.4	0.02	0.02	C74
Other endocrine	3	0.1	0.1	0.1	0.01	0.01	1	0.0	0.0	0.0	0.00	0.00	C75
Hodgkin lymphoma	44	1.1	1.5	1.4	0.11	0.12	23	0.5	0.8	0.7	0.05	0.06	C81
Non-Hodgkin lymphoma	168	4.1	5.8	5.3	0.37	0.60	125	2.9	4.1	3.5	0.23	0.41	C82-86,C96
Immunoproliferative diseases	5	0.1	0.2	0.2	0.00	0.03	2	0.0	0.1	0.1	0.00	0.01	C88
Multiple myeloma	99	2.4	3.4	3.1	0.15	0.43	58	1.3	1.9	1.6	0.09	0.22	C90
Lymphoid leukaemia	49	1.2	1.7	1.9	0.11	0.13	36	0.8	1.2	1.4	0.09	0.10	C91
Myeloid leukaemia	84	2.0	2.9	2.6	0.15	0.29	86	2.0	2.8	2.5	0.18	0.26	C92-94
Leukaemia unspecified	14	0.3	0.5	0.5	0.02	0.05	10	0.2	0.3	0.3	0.03	0.03	C95
Myeloproliferative disorders	3	0.1	0.1	0.1	0.01	0.01	4	0.1	0.1	0.1	0.00	0.02	MPD
Myelodysplastic syndromes	1	0.0	0.0	0.0	0.00	0.00	5	0.1	0.2	0.1	0.01	0.02	MDS
Other and unspecified	351	8.6	12.2	10.9	0.55	1.32	276	6.3	9.0	7.3	0.42	0.93	O&U
All sites	4181		144.9	131.6	7.78	15.98	4393		143.6	120.8	8.76	13.76	C00-96
All sites except C44	4105	100.0	142.3	129.3	7.62	15.67	4356	100.0	142.4	119.8	8.71	13.64	C00-96 exc. C44

*See note following population pyramid

India, Wardha

CONTRIBUTORS

Nitin Gangane
Swapna Maliye
Rupali Raut



NOTES ON THE DATA

*No official mortality data.

20 major cancers, ASR (World) per 100 000

<i>Male</i>		<i>Female</i>	
Mouth	9.5	Breast	16.4
Trachea, bronchus, and lung	3.8	Cervix uteri	7.4
Oesophagus	3.5	Mouth	4.3
Tongue	3.0	Ovary	4.0
Liver	2.3	Oesophagus	3.6
Non-melanoma skin cancer	2.3	Other and unspecified	2.2
Other and unspecified	2.1	Thyroid	2.2
Myeloid leukaemia	2.0	Tongue	1.8
Rectum	2.0	Trachea, bronchus, and lung	1.6
Non-Hodgkin lymphoma	1.7	Stomach	1.6
Brain and nervous system	1.6	Non-melanoma skin cancer	1.4
Prostate	1.6	Myeloid leukaemia	1.4
Larynx	1.4	Non-Hodgkin lymphoma	1.3
Connective and soft tissue	1.3	Corpus uteri	1.3
Hypopharynx	1.3	Rectum	1.0
Colon	1.3	Lymphoid leukaemia	1.0
Lymphoid leukaemia	1.2	Liver	0.8
Stomach	1.1	Brain and nervous system	0.7
Bladder	1.0	Connective and soft tissue	0.7
Penis	1.0	Colon	0.6
All sites	55.4	All sites	61.3

*India, Wardha (2010–2012)

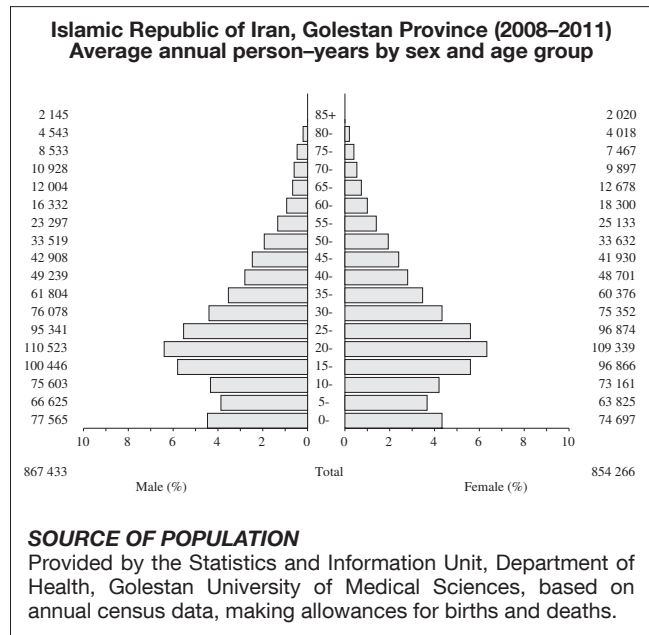
SITE	Male						Female						ICD-10
	No. cases	Freq. (%)	Crude rate (per 100 000)	ASR world	Cum. rates 0-64 (%)	0-74 (%)	No. cases	Freq. (%)	Crude rate (per 100 000)	ASR world	Cum. rates 0-64 (%)	0-74 (%)	
Lip	7	0.6	0.3	0.3	0.02	0.04	3	0.2	0.2	0.1	0.01	0.02	C00
Tongue	63	5.6	3.1	3.0	0.24	0.35	36	2.9	1.9	1.8	0.14	0.18	C01-02
Mouth	202	18.1	10.1	9.5	0.73	1.08	89	7.2	4.7	4.3	0.30	0.50	C03-06
Salivary glands	8	0.7	0.4	0.4	0.02	0.05	3	0.2	0.2	0.2	0.01	0.02	C07-08
Tonsil	12	1.1	0.6	0.6	0.05	0.06	4	0.3	0.2	0.2	0.02	0.03	C09
Other oropharynx	9	0.8	0.4	0.4	0.03	0.06	0	0.0	0.0	0.0	0.00	0.00	C10
Nasopharynx	10	0.9	0.5	0.5	0.04	0.05	1	0.1	0.1	0.1	0.01	0.01	C11
Hypopharynx	28	2.5	1.4	1.3	0.08	0.16	11	0.9	0.6	0.5	0.04	0.07	C12-13
Pharynx unspecified	6	0.5	0.3	0.3	0.02	0.02	0	0.0	0.0	0.0	0.00	0.00	C14
Oesophagus	73	6.5	3.6	3.5	0.23	0.39	77	6.2	4.1	3.6	0.25	0.44	C15
Stomach	24	2.1	1.2	1.1	0.06	0.14	34	2.8	1.8	1.6	0.12	0.15	C16
Small intestine	4	0.4	0.2	0.2	0.01	0.01	4	0.3	0.2	0.2	0.01	0.03	C17
Colon	28	2.5	1.4	1.3	0.09	0.15	13	1.1	0.7	0.6	0.04	0.07	C18
Rectum	42	3.8	2.1	2.0	0.13	0.20	21	1.7	1.1	1.0	0.08	0.12	C19-20
Anus	8	0.7	0.4	0.4	0.02	0.04	1	0.1	0.1	0.1	0.01	0.01	C21
Liver	48	4.3	2.4	2.3	0.14	0.29	16	1.3	0.8	0.8	0.05	0.09	C22
Gallbladder etc.	11	1.0	0.5	0.5	0.02	0.04	9	0.7	0.5	0.5	0.05	0.05	C23-24
Pancreas	8	0.7	0.4	0.4	0.03	0.04	2	0.2	0.1	0.1	0.01	0.01	C25
Nose, sinuses etc.	6	0.5	0.3	0.3	0.03	0.03	7	0.6	0.4	0.3	0.02	0.04	C30-31
Larynx	29	2.6	1.4	1.4	0.11	0.18	10	0.8	0.5	0.5	0.02	0.05	C32
Trachea, bronchus, and lung	77	6.9	3.8	3.8	0.28	0.47	34	2.8	1.8	1.6	0.12	0.19	C33-34
Other thoracic organs	7	0.6	0.3	0.4	0.02	0.03	3	0.2	0.2	0.2	0.01	0.01	C37-38
Bone	19	1.7	0.9	0.9	0.06	0.07	10	0.8	0.5	0.5	0.04	0.04	C40-41
Melanoma of skin	17	1.5	0.8	0.7	0.04	0.09	6	0.5	0.3	0.3	0.01	0.02	C43
Other skin	50		2.5	2.3	0.13	0.28	31		1.6	1.4	0.08	0.16	C44
Mesothelioma	0	0.0	0.0	0.0	0.00	0.00	0	0.0	0.0	0.0	0.00	0.00	C45
Kaposi sarcoma	0	0.0	0.0	0.0	0.00	0.00	0	0.0	0.0	0.0	0.00	0.00	C46
Connective and soft tissue	29	2.6	1.4	1.3	0.09	0.15	15	1.2	0.8	0.7	0.06	0.07	C47+C49
Breast	5	0.4	0.2	0.2	0.02	0.03	339	27.4	17.8	16.4	1.36	1.65	C50
Vulva							1	0.1	0.1	0.0	0.00	0.01	C51
Vagina							3	0.2	0.2	0.1	0.00	0.01	C52
Cervix uteri							151	12.2	7.9	7.4	0.58	0.83	C53
Corpus uteri							26	2.1	1.4	1.3	0.10	0.15	C54
Uterus unspecified							0	0.0	0.0	0.0	0.00	0.00	C55
Ovary							82	6.6	4.3	4.0	0.30	0.42	C56
Other female genital organs							1	0.1	0.1	0.0	0.00	0.01	C57
Placenta							1	0.1	0.1	0.0	0.00	0.00	C58
Penis	22	2.0	1.1	1.0	0.07	0.10							C60
Prostate	33	2.9	1.6	1.6	0.11	0.24							C61
Testis	20	1.8	1.0	0.9	0.06	0.07							C62
Other male genital organs	1	0.1	0.0	0.0	0.00	0.01							C63
Kidney	15	1.3	0.7	0.7	0.04	0.10	10	0.8	0.5	0.5	0.05	0.05	C64
Renal pelvis	0	0.0	0.0	0.0	0.00	0.00	0	0.0	0.0	0.0	0.00	0.00	C65
Ureter	0	0.0	0.0	0.0	0.00	0.00	0	0.0	0.0	0.0	0.00	0.00	C66
Bladder	23	2.1	1.1	1.0	0.05	0.15	8	0.6	0.4	0.4	0.04	0.04	C67
Other urinary organs	0	0.0	0.0	0.0	0.00	0.00	1	0.1	0.1	0.0	0.00	0.00	C68
Eye	2	0.2	0.1	0.1	0.00	0.00	3	0.2	0.2	0.2	0.01	0.02	C69
Brain and nervous system	34	3.0	1.7	1.6	0.13	0.14	14	1.1	0.7	0.7	0.05	0.07	C70-72
Thyroid	18	1.6	0.9	0.8	0.06	0.09	48	3.9	2.5	2.2	0.15	0.25	C73
Adrenal gland	1	0.1	0.0	0.1	0.00	0.00	0	0.0	0.0	0.0	0.00	0.00	C74
Other endocrine	0	0.0	0.0	0.0	0.00	0.00	1	0.1	0.1	0.0	0.00	0.00	C75
Hodgkin lymphoma	13	1.2	0.6	0.6	0.04	0.04	11	0.9	0.6	0.5	0.04	0.04	C81
Non-Hodgkin lymphoma	36	3.2	1.8	1.7	0.10	0.19	27	2.2	1.4	1.3	0.09	0.16	C82-86,C96
Immunoproliferative diseases	0	0.0	0.0	0.0	0.00	0.00	0	0.0	0.0	0.0	0.00	0.00	C88
Multiple myeloma	11	1.0	0.5	0.6	0.04	0.08	6	0.5	0.3	0.3	0.03	0.03	C90
Lymphoid leukaemia	22	2.0	1.1	1.2	0.08	0.08	15	1.2	0.8	1.0	0.05	0.06	C91
Myeloid leukaemia	42	3.8	2.1	2.0	0.17	0.18	28	2.3	1.5	1.4	0.10	0.13	C92-94
Leukaemia unspecified	1	0.1	0.0	0.0	0.00	0.00	4	0.3	0.2	0.2	0.02	0.02	C95
Myeloproliferative disorders	0	0.0	0.0	0.0	0.00	0.00	0	0.0	0.0	0.0	0.00	0.00	MPD
Myelodysplastic syndromes	0	0.0	0.0	0.0	0.00	0.00	0	0.0	0.0	0.0	0.00	0.00	MDS
Other and unspecified	45	4.0	2.2	2.1	0.12	0.28	46	3.7	2.4	2.2	0.15	0.26	O&U
All sites	1169		58.2	55.4	3.81	6.26	1266		66.6	61.3	4.63	6.56	C00-96
All sites except C44	1119	100.0	55.7	53.1	3.69	5.98	1235	100.0	65.0	59.9	4.54	6.39	C00-96 exc. C44

*See note following population pyramid

Islamic Republic of Iran, Golestan Province

CONTRIBUTORS

Gholamreza Roshandel
 Shahryar Semnani
 Alireza Sadjadi
 Mohammadreza Honarvar
 Siamak Rajaei
 Seyed Mehdi Sedaghat
 Vahideh Kazeminejad
 Abbas Moghaddami
 Honeyeh Sadat Mirkarimi
 Reza Malekzadeh



20 major cancers, ASR (World) per 100 000

<i>Male</i>		<i>Female</i>	
Stomach	25.5	Breast	30.5
Oesophagus	22.3	Oesophagus	16.2
Trachea, bronchus, and lung	15.1	Stomach	12.3
Prostate	11.8	Colon	9.3
Non-melanoma skin cancer	11.5	Trachea, bronchus, and lung	6.5
Colon	11.3	Non-melanoma skin cancer	6.1
Bladder	9.9	Ovary	6.0
Brain and nervous system	6.6	Other and unspecified	5.5
Non-Hodgkin lymphoma	6.6	Brain and nervous system	5.3
Other and unspecified	6.1	Cervix uteri	5.2
Larynx	5.3	Non-Hodgkin lymphoma	3.2
Lymphoid leukaemia	4.8	Rectum	3.1
Rectum	4.5	Bladder	2.9
Liver	3.9	Thyroid	2.8
Pancreas	3.2	Lymphoid leukaemia	2.6
Myeloid leukaemia	2.9	Liver	2.5
Kidney	2.8	Leukaemia unspecified	2.3
Multiple myeloma	2.8	Pancreas	2.2
Leukaemia unspecified	2.1	Multiple myeloma	2.2
Testis	1.7	Myeloid leukaemia	2.1
All sites	175.5	All sites	146.4

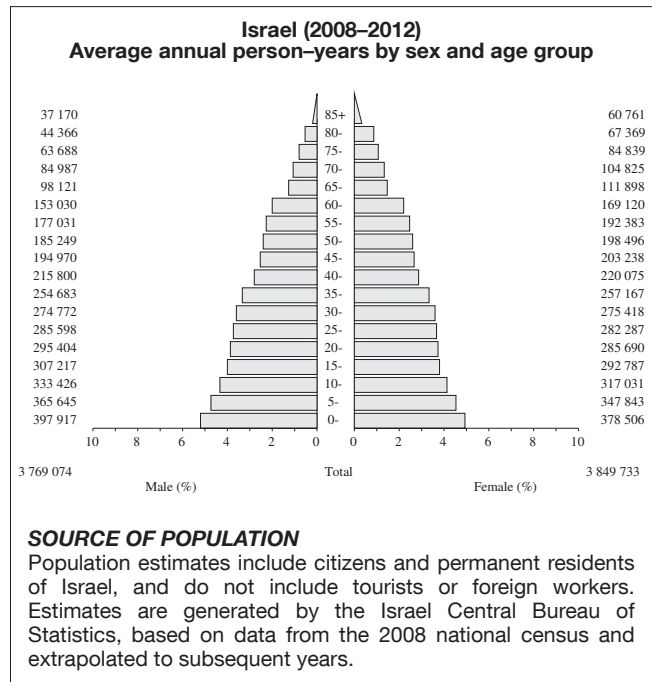
Islamic Republic of Iran, Golestan Province (2008–2011)

SITE	Male						Female						ICD-10
	No. cases	Freq. (%)	Crude rate (per 100 000)	ASR world	Cum. rates 0-64 0-74 (%)		No. cases	Freq. (%)	Crude rate (per 100 000)	ASR world	Cum. rates 0-64 0-74 (%)		
Lip	11	0.3	0.3	0.3	0.01	0.03	7	0.2	0.2	0.3	0.02	0.04	C00
Tongue	4	0.1	0.1	0.2	0.00	0.01	13	0.3	0.4	0.5	0.03	0.06	C01-02
Mouth	14	0.3	0.4	0.6	0.04	0.07	12	0.3	0.4	0.4	0.02	0.04	C03-06
Salivary glands	8	0.2	0.2	0.3	0.02	0.03	10	0.3	0.3	0.3	0.03	0.04	C07-08
Tonsil	2	0.0	0.1	0.1	0.01	0.01	2	0.1	0.1	0.1	0.01	0.01	C09
Other oropharynx	0	0.0	0.0	0.0	0.00	0.00	0	0.0	0.0	0.0	0.00	0.00	C10
Nasopharynx	19	0.5	0.5	0.9	0.07	0.10	14	0.4	0.4	0.5	0.06	0.06	C11
Hypopharynx	3	0.1	0.1	0.1	0.01	0.01	4	0.1	0.1	0.2	0.02	0.03	C12-13
Pharynx unspecified	3	0.1	0.1	0.1	0.01	0.01	3	0.1	0.1	0.2	0.01	0.01	C14
Oesophagus	508	12.6	14.6	22.3	1.24	2.74	357	9.6	10.4	16.2	0.82	2.12	C15
Stomach	605	15.0	17.4	25.5	1.36	3.07	285	7.6	8.3	12.3	0.59	1.61	C16
Small intestine	39	1.0	1.1	1.5	0.08	0.16	21	0.6	0.6	0.8	0.04	0.09	C17
Colon	281	6.9	8.1	11.3	0.77	1.29	235	6.3	6.9	9.3	0.60	1.06	C18
Rectum	117	2.9	3.4	4.5	0.31	0.52	81	2.2	2.4	3.1	0.20	0.35	C19-20
Anus	6	0.1	0.2	0.2	0.02	0.02	2	0.1	0.1	0.1	0.01	0.01	C21
Liver	94	2.3	2.7	3.9	0.21	0.47	63	1.7	1.8	2.5	0.15	0.28	C22
Gallbladder etc.	22	0.5	0.6	1.0	0.05	0.15	31	0.8	0.9	1.3	0.08	0.15	C23-24
Pancreas	71	1.8	2.0	3.2	0.22	0.38	54	1.4	1.6	2.2	0.12	0.29	C25
Nose, sinuses etc.	5	0.1	0.1	0.1	0.01	0.01	5	0.1	0.1	0.2	0.01	0.02	C30-31
Larynx	123	3.0	3.5	5.3	0.36	0.65	25	0.7	0.7	1.0	0.07	0.12	C32
Trachea, bronchus, and lung	346	8.6	10.0	15.1	0.87	1.93	155	4.1	4.5	6.5	0.31	0.74	C33-34
Other thoracic organs	17	0.4	0.5	0.7	0.04	0.08	11	0.3	0.3	0.5	0.02	0.05	C37-38
Bone	43	1.1	1.2	1.4	0.11	0.13	40	1.1	1.2	1.5	0.11	0.18	C40-41
Melanoma of skin	11	0.3	0.3	0.4	0.02	0.04	12	0.3	0.4	0.5	0.03	0.05	C43
Other skin	267		7.7	11.5	0.61	1.30	142		4.2	6.1	0.38	0.72	C44
Mesothelioma	4	0.1	0.1	0.2	0.02	0.03	1	0.0	0.0	0.0	0.00	0.00	C45
Kaposi sarcoma	16	0.4	0.5	0.6	0.02	0.06	2	0.1	0.1	0.1	0.00	0.00	C46
Connective and soft tissue	47	1.2	1.4	1.5	0.11	0.14	45	1.2	1.3	1.4	0.09	0.15	C47+C49
Breast	12	0.3	0.3	0.6	0.02	0.06	900	24.1	26.3	30.5	2.52	3.03	C50
Vulva							2	0.1	0.1	0.1	0.00	0.00	C51
Vagina							3	0.1	0.1	0.1	0.01	0.01	C52
Cervix uteri							143	3.8	4.2	5.2	0.45	0.56	C53
Corpus uteri							43	1.2	1.3	1.6	0.16	0.18	C54
Uterus unspecified							37	1.0	1.1	1.2	0.11	0.12	C55
Ovary							178	4.8	5.2	6.0	0.47	0.57	C56
Other female genital organs							6	0.2	0.2	0.2	0.02	0.02	C57
Placenta							23	0.6	0.7	0.5	0.03	0.03	C58
Penis	2	0.0	0.1	0.1	0.01	0.02							C60
Prostate	269	6.7	7.8	11.8	0.29	1.32							C61
Testis	66	1.6	1.9	1.7	0.12	0.14							C62
Other male genital organs	3	0.1	0.1	0.1	0.01	0.01							C63
Kidney	69	1.7	2.0	2.8	0.20	0.29	53	1.4	1.6	2.0	0.13	0.22	C64
Renal pelvis	1	0.0	0.0	0.0	0.00	0.01	1	0.0	0.0	0.1	0.00	0.01	C65
Ureter	1	0.0	0.0	0.1	0.01	0.01	0	0.0	0.0	0.0	0.00	0.00	C66
Bladder	232	5.7	6.7	9.9	0.58	1.19	65	1.7	1.9	2.9	0.14	0.42	C67
Other urinary organs	4	0.1	0.1	0.1	0.00	0.01	1	0.0	0.0	0.1	0.01	0.01	C68
Eye	6	0.1	0.2	0.3	0.01	0.03	2	0.1	0.1	0.0	0.00	0.00	C69
Brain and nervous system	191	4.7	5.5	6.6	0.44	0.70	155	4.1	4.5	5.3	0.37	0.51	C70-72
Thyroid	38	0.9	1.1	1.3	0.09	0.13	88	2.4	2.6	2.8	0.21	0.31	C73
Adrenal gland	3	0.1	0.1	0.1	0.01	0.01	7	0.2	0.2	0.3	0.02	0.02	C74
Other endocrine	9	0.2	0.3	0.3	0.02	0.03	12	0.3	0.4	0.4	0.03	0.04	C75
Hodgkin lymphoma	43	1.1	1.2	1.2	0.07	0.12	45	1.2	1.3	1.2	0.08	0.10	C81
Non-Hodgkin lymphoma	182	4.5	5.2	6.6	0.42	0.73	92	2.5	2.7	3.2	0.22	0.35	C82-86,C96
Immunoproliferative diseases	0	0.0	0.0	0.0	0.00	0.00	0	0.0	0.0	0.0	0.00	0.00	C88
Multiple myeloma	63	1.6	1.8	2.8	0.17	0.37	53	1.4	1.6	2.2	0.16	0.26	C90
Lymphoid leukaemia	128	3.2	3.7	4.8	0.23	0.44	71	1.9	2.1	2.6	0.15	0.25	C91
Myeloid leukaemia	83	2.1	2.4	2.9	0.17	0.28	57	1.5	1.7	2.1	0.16	0.21	C92-94
Leukaemia unspecified	59	1.5	1.7	2.1	0.12	0.21	59	1.6	1.7	2.3	0.10	0.21	C95
Myeloproliferative disorders	7	0.2	0.2	0.2	0.02	0.02	9	0.2	0.3	0.4	0.03	0.04	MPD
Myelodysplastic syndromes	1	0.0	0.0	0.1	0.00	0.01	3	0.1	0.1	0.1	0.01	0.01	MDS
Other and unspecified	154	3.8	4.4	6.1	0.37	0.75	139	3.7	4.1	5.5	0.38	0.64	O&U
All sites	4312		124.3	175.5	9.95	20.35	3879		113.5	146.4	9.79	16.40	C00-96
All sites except C44	4045	100.0	116.6	164.0	9.34	19.06	3737	100.0	109.4	140.4	9.41	15.68	C00-96 exc. C44

Israel

CONTRIBUTORS

Barbara G. Silverman
Lital Keinan-Boker
Irena Lipshitz

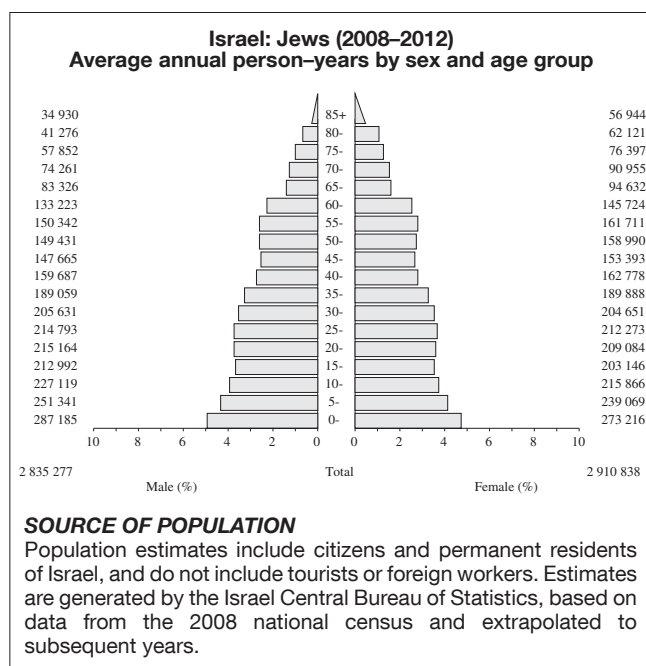


NOTES ON THE DATA

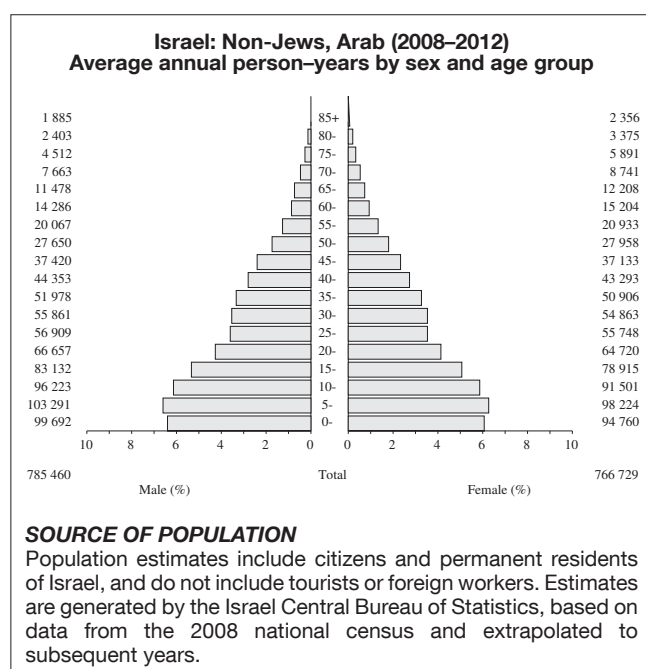
†C67 (bladder cancer) includes neoplasms of uncertain or unknown behaviour together with invasive cancers.

20 major cancers, ASR (World) per 100 000

<i>Male</i>		<i>Female</i>	
Prostate	59.2	Breast	84.6
Trachea, bronchus, and lung	32.0	Colon	19.5
Bladder	26.5	Thyroid	16.8
Colon	24.4	Corpus uteri	14.8
Non-Hodgkin lymphoma	16.5	Trachea, bronchus, and lung	14.4
Melanoma of skin	11.7	Non-Hodgkin lymphoma	12.1
Kidney	11.5	Melanoma of skin	9.5
Rectum	11.3	Rectum	8.0
Stomach	9.6	Ovary	7.8
Pancreas	9.1	Pancreas	6.6
Other and unspecified	7.3	Other and unspecified	6.3
Brain and nervous system	6.3	Kidney	5.6
Thyroid	5.7	Cervix uteri	5.5
Lymphoid leukaemia	5.6	Stomach	5.3
Multiple myeloma	4.9	Bladder	4.9
Larynx	4.3	Brain and nervous system	4.8
Myeloid leukaemia	4.2	Multiple myeloma	3.4
Testis	4.0	Lymphoid leukaemia	3.2
Liver	3.5	Hodgkin lymphoma	3.2
Hodgkin lymphoma	3.3	Myeloid leukaemia	2.8
All sites	288.8	All sites	260.3

**NOTES ON THE DATA**

*No official mortality data. †C67 (bladder cancer) includes neoplasms of uncertain or unknown behaviour together with invasive cancers.

**NOTES ON THE DATA**

*No official mortality data. †C67 (bladder cancer) includes neoplasms of uncertain or unknown behaviour together with invasive cancers.

10 major cancers, ASR (World) per 100 000*Male*

Prostate	61.6
Trachea, bronchus, and lung	29.0
Bladder	26.8
Colon	24.5
Non-Hodgkin lymphoma	17.3
Melanoma of skin	13.2
Kidney	11.9
Rectum	11.3
Pancreas	9.2
Stomach	9.2
All sites	291.4

Female

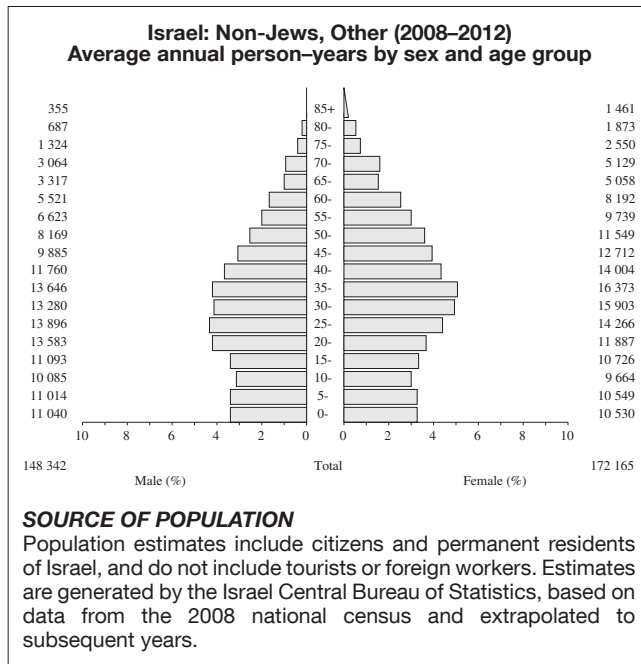
Breast	89.1
Colon	19.5
Thyroid	17.9
Trachea, bronchus, and lung	15.3
Corpus uteri	15.0
Non-Hodgkin lymphoma	12.8
Melanoma of skin	10.7
Ovary	8.1
Rectum	7.9
Pancreas	6.8
All sites	269.3

10 major cancers, ASR (World) per 100 000*Male*

Trachea, bronchus, and lung	47.6
Prostate	31.3
Bladder	23.3
Colon	19.4
Non-Hodgkin lymphoma	11.9
Rectum	9.9
Other and unspecified	8.2
Stomach	8.2
Pancreas	7.6
Kidney	6.4
All sites	241.0

Female

Breast	55.6
Colon	17.1
Thyroid	12.0
Corpus uteri	11.7
Non-Hodgkin lymphoma	9.3
Trachea, bronchus, and lung	7.8
Rectum	6.8
Other and unspecified	6.0
Ovary	5.5
Stomach	5.5
All sites	186.5

**NOTES ON THE DATA**

*No official mortality data. †C67 (bladder cancer) includes neoplasms of uncertain or unknown behaviour together with invasive cancers.

10 major cancers, ASR (World) per 100 000*Male*

Prostate	84.5
Trachea, bronchus, and lung	58.0
Colon	33.5
Bladder	29.0
Stomach	20.8
Kidney	19.7
Rectum	15.5
Non-Hodgkin lymphoma	12.7
Melanoma of skin	12.1
Pancreas	10.8
All sites	386.3

Female

Breast	81.3
Colon	23.4
Corpus uteri	19.4
Thyroid	13.7
Trachea, bronchus, and lung	12.9
Stomach	11.8
Cervix uteri	11.7
Melanoma of skin	11.5
Rectum	11.1
Kidney	9.4
All sites	285.4

Israel (2008–2012)

SITE	Male						Female						ICD-10
	No. cases	Freq. (%)	Crude rate (per 100 000)	ASR world	Cum. rates 0-64 (%)	0-74 (%)	No. cases	Freq. (%)	Crude rate (per 100 000)	ASR world	Cum. rates 0-64 (%)	0-74 (%)	
Lip	110	0.2	0.6	0.5	0.03	0.05	32	0.0	0.2	0.1	0.01	0.01	C00
Tongue	251	0.4	1.3	1.2	0.07	0.14	216	0.3	1.1	0.8	0.04	0.09	C01-02
Mouth	222	0.3	1.2	1.0	0.07	0.12	172	0.3	0.9	0.6	0.04	0.07	C03-06
Salivary glands	238	0.4	1.3	1.0	0.05	0.11	184	0.3	1.0	0.7	0.05	0.07	C07-08
Tonsil	67	0.1	0.4	0.3	0.02	0.04	18	0.0	0.1	0.1	0.01	0.01	C09
Other oropharynx	24	0.0	0.1	0.1	0.01	0.02	4	0.0	0.0	0.0	0.00	0.00	C10
Nasopharynx	163	0.3	0.9	0.8	0.06	0.08	64	0.1	0.3	0.3	0.02	0.03	C11
Hypopharynx	31	0.0	0.2	0.1	0.01	0.02	18	0.0	0.1	0.1	0.00	0.01	C12-13
Pharynx unspecified	13	0.0	0.1	0.1	0.00	0.01	5	0.0	0.0	0.0	0.00	0.00	C14
Oesophagus	406	0.6	2.2	1.7	0.08	0.18	265	0.4	1.4	0.8	0.04	0.08	C15
Stomach	2233	3.5	11.8	9.6	0.44	1.12	1535	2.4	8.0	5.3	0.27	0.61	C16
Small intestine	208	0.3	1.1	1.0	0.05	0.12	177	0.3	0.9	0.7	0.04	0.08	C17
Colon	5771	9.0	30.6	24.4	1.02	2.93	5756	8.8	29.9	19.5	0.93	2.26	C18
Rectum	2473	3.9	13.1	11.3	0.63	1.42	2080	3.2	10.8	8.0	0.49	0.94	C19-20
Anus	86	0.1	0.5	0.4	0.03	0.05	105	0.2	0.5	0.4	0.03	0.05	C21
Liver	782	1.2	4.1	3.5	0.19	0.41	456	0.7	2.4	1.5	0.05	0.17	C22
Gallbladder etc.	359	0.6	1.9	1.5	0.06	0.19	474	0.7	2.5	1.5	0.06	0.18	C23-24
Pancreas	2141	3.4	11.4	9.1	0.43	1.08	2094	3.2	10.9	6.6	0.27	0.74	C25
Nose, sinuses etc.	104	0.2	0.6	0.5	0.04	0.06	76	0.1	0.4	0.3	0.02	0.03	C30-31
Larynx	917	1.4	4.9	4.3	0.26	0.54	153	0.2	0.8	0.6	0.05	0.08	C32
Trachea, bronchus, and lung	7129	11.2	37.8	32.0	1.57	4.03	3948	6.1	20.5	14.4	0.78	1.77	C33-34
Other thoracic organs	141	0.2	0.7	0.7	0.04	0.07	80	0.1	0.4	0.3	0.02	0.03	C37-38
Bone	257	0.4	1.4	1.3	0.09	0.10	160	0.2	0.8	0.8	0.05	0.06	C40-41
Melanoma of skin	2525	4.0	13.4	11.7	0.73	1.36	2283	3.5	11.9	9.5	0.66	1.06	C43
Other skin	320		1.7	1.4	0.08	0.15	232		1.2	0.8	0.04	0.08	C44
Mesothelioma	163	0.3	0.9	0.7	0.04	0.09	62	0.1	0.3	0.2	0.01	0.03	C45
Kaposi sarcoma	373	0.6	2.0	1.5	0.05	0.17	179	0.3	0.9	0.5	0.01	0.06	C46
Connective and soft tissue	594	0.9	3.2	2.8	0.17	0.27	498	0.8	2.6	2.1	0.13	0.21	C47+C49
Breast	237	0.4	1.3	1.0	0.04	0.12	19495	29.9	101.3	84.6	6.08	9.87	C50
Vulva							331	0.5	1.7	1.1	0.05	0.13	C51
Vagina							105	0.2	0.5	0.4	0.02	0.04	C52
Cervix uteri							1189	1.8	6.2	5.5	0.43	0.55	C53
Corpus uteri							3622	5.6	18.8	14.8	0.98	1.87	C54
Uterus unspecified							94	0.1	0.5	0.3	0.02	0.04	C55
Ovary							1865	2.9	9.7	7.8	0.52	0.91	C56
Other female genital organs							159	0.2	0.8	0.6	0.04	0.07	C57
Placenta							2	0.0	0.0	0.0	0.00	0.00	C58
Penis	37	0.1	0.2	0.2	0.01	0.02							C60
Prostate	12951	20.3	68.7	59.2	2.65	8.24							C61
Testis	771	1.2	4.1	4.0	0.30	0.31							C62
Other male genital organs	27	0.0	0.1	0.1	0.01	0.01							C63
Kidney	2444	3.8	13.0	11.5	0.72	1.39	1432	2.2	7.4	5.6	0.33	0.66	C64
Renal pelvis	162	0.3	0.9	0.7	0.04	0.10	97	0.1	0.5	0.3	0.01	0.04	C65
Ureter	86	0.1	0.5	0.4	0.02	0.05	49	0.1	0.3	0.2	0.01	0.02	C66
†Bladder	6197	9.7	32.9	26.5	1.20	3.15	1446	2.2	7.5	4.9	0.24	0.56	C67
Other urinary organs	72	0.1	0.4	0.3	0.01	0.03	21	0.0	0.1	0.1	0.00	0.01	C68
Eye	164	0.3	0.9	0.8	0.04	0.08	162	0.2	0.8	0.7	0.04	0.07	C69
Brain and nervous system	1267	2.0	6.7	6.3	0.38	0.62	1064	1.6	5.5	4.8	0.30	0.46	C70-72
Thyroid	1130	1.8	6.0	5.7	0.42	0.62	3527	5.4	18.3	16.8	1.33	1.70	C73
Adrenal gland	72	0.1	0.4	0.4	0.02	0.03	69	0.1	0.4	0.4	0.02	0.03	C74
Other endocrine	17	0.0	0.1	0.1	0.01	0.01	18	0.0	0.1	0.1	0.01	0.01	C75
Hodgkin lymphoma	639	1.0	3.4	3.3	0.24	0.27	614	0.9	3.2	3.2	0.22	0.24	C81
Non-Hodgkin lymphoma	3532	5.5	18.7	16.5	0.98	1.83	3085	4.7	16.0	12.1	0.73	1.36	C82-86,C96
Immunoproliferative diseases	223	0.3	1.2	1.0	0.06	0.13	233	0.4	1.2	0.9	0.07	0.11	C88
Multiple myeloma	1130	1.8	6.0	4.9	0.25	0.58	947	1.5	4.9	3.4	0.17	0.43	C90
Lymphoid leukaemia	1211	1.9	6.4	5.6	0.29	0.57	859	1.3	4.5	3.2	0.15	0.31	C91
Myeloid leukaemia	914	1.4	4.8	4.2	0.23	0.44	722	1.1	3.8	2.8	0.16	0.28	C92-94
Leukaemia unspecified	138	0.2	0.7	0.6	0.03	0.05	105	0.2	0.5	0.4	0.02	0.03	C95
Myeloproliferative disorders	380	0.6	2.0	1.6	0.07	0.19	338	0.5	1.8	1.2	0.06	0.12	MPD
Myelodysplastic syndromes	542	0.8	2.9	1.9	0.05	0.15	405	0.6	2.1	1.1	0.03	0.11	MDS
Other and unspecified	1737	2.7	9.2	7.3	0.32	0.79	2006	3.1	10.4	6.3	0.29	0.64	O&U
All sites	64181		340.6	288.8	14.69	34.69	65387		339.7	260.3	16.42	29.48	C00-96
All sites except C44	63861	100.0	338.9	287.3	14.62	34.54	65155	100.0	338.5	259.5	16.38	29.40	C00-96 exc. C44

† See note following population pyramid

*Israel: Jews (2008–2012)

SITE	Male						Female						ICD-10
	No. cases	Freq. (%)	Crude rate (per 100 000)	ASR world	Cum. rates 0-64 (%)	0-74 (%)	No. cases	Freq. (%)	Crude rate (per 100 000)	ASR world	Cum. rates 0-64 (%)	0-74 (%)	
Lip	89	0.2	0.6	0.4	0.02	0.05	28	0.0	0.2	0.1	0.01	0.01	C00
Tongue	219	0.4	1.5	1.2	0.07	0.15	197	0.3	1.4	0.8	0.05	0.09	C01-02
Mouth	185	0.3	1.3	1.0	0.06	0.11	158	0.3	1.1	0.7	0.04	0.07	C03-06
Salivary glands	209	0.4	1.5	1.0	0.06	0.11	161	0.3	1.1	0.8	0.05	0.08	C07-08
Tonsil	49	0.1	0.3	0.3	0.02	0.04	15	0.0	0.1	0.1	0.01	0.01	C09
Other oropharynx	13	0.0	0.1	0.1	0.01	0.01	3	0.0	0.0	0.0	0.00	0.00	C10
Nasopharynx	130	0.2	0.9	0.8	0.06	0.08	51	0.1	0.4	0.3	0.02	0.03	C11
Hypopharynx	21	0.0	0.1	0.1	0.01	0.01	14	0.0	0.1	0.1	0.00	0.01	C12-13
Pharynx unspecified	12	0.0	0.1	0.1	0.00	0.01	4	0.0	0.0	0.0	0.00	0.00	C14
Oesophagus	361	0.7	2.5	1.7	0.08	0.18	244	0.4	1.7	0.8	0.04	0.08	C15
Stomach	1890	3.4	13.3	9.2	0.40	1.06	1245	2.2	8.6	4.8	0.23	0.55	C16
Small intestine	182	0.3	1.3	1.0	0.06	0.13	150	0.3	1.0	0.6	0.04	0.08	C17
Colon	5110	9.2	36.0	24.5	1.02	2.95	5042	8.9	34.6	19.5	0.92	2.24	C18
Rectum	2141	3.9	15.1	11.3	0.63	1.42	1775	3.1	12.2	7.9	0.47	0.93	C19-20
Anus	73	0.1	0.5	0.4	0.03	0.05	96	0.2	0.7	0.4	0.03	0.06	C21
Liver	637	1.1	4.5	3.3	0.17	0.37	389	0.7	2.7	1.4	0.06	0.16	C22
Gallbladder etc.	300	0.5	2.1	1.4	0.06	0.18	398	0.7	2.7	1.4	0.06	0.16	C23-24
Pancreas	1897	3.4	13.4	9.2	0.43	1.08	1896	3.3	13.0	6.8	0.27	0.76	C25
Nose, sinuses etc.	91	0.2	0.6	0.5	0.04	0.06	69	0.1	0.5	0.3	0.02	0.03	C30-31
Larynx	730	1.3	5.1	3.9	0.24	0.49	134	0.2	0.9	0.7	0.05	0.08	C32
Trachea, bronchus, and lung	5691	10.3	40.1	29.0	1.41	3.61	3599	6.3	24.7	15.3	0.82	1.89	C33-34
Other thoracic organs	114	0.2	0.8	0.7	0.04	0.07	68	0.1	0.5	0.3	0.02	0.04	C37-38
Bone	207	0.4	1.5	1.4	0.09	0.11	120	0.2	0.8	0.7	0.05	0.06	C40-41
Melanoma of skin	2383	4.3	16.8	13.2	0.84	1.53	2113	3.7	14.5	10.7	0.75	1.18	C43
Other skin	284		2.0	1.5	0.08	0.16	215		1.5	0.9	0.05	0.08	C44
Mesothelioma	143	0.3	1.0	0.7	0.04	0.09	51	0.1	0.4	0.2	0.01	0.03	C45
Kaposi sarcoma	351	0.6	2.5	1.6	0.05	0.18	165	0.3	1.1	0.5	0.01	0.06	C46
Connective and soft tissue	508	0.9	3.6	2.9	0.18	0.29	422	0.7	2.9	2.2	0.13	0.21	C47+C49
Breast	214	0.4	1.5	1.0	0.05	0.12	17022	30.0	117.0	89.1	6.40	10.40	C50
Vulva							291	0.5	2.0	1.1	0.05	0.13	C51
Vagina							95	0.2	0.7	0.4	0.02	0.04	C52
Cervix uteri							965	1.7	6.6	5.5	0.44	0.56	C53
Corpus uteri							3119	5.5	21.4	15.0	1.00	1.89	C54
Uterus unspecified							79	0.1	0.5	0.3	0.02	0.04	C55
Ovary							1617	2.8	11.1	8.1	0.54	0.95	C56
Other female genital organs							141	0.2	1.0	0.6	0.04	0.08	C57
Placenta							2	0.0	0.0	0.0	0.00	0.00	C58
Penis	30	0.1	0.2	0.2	0.01	0.02							C60
Prostate	11736	21.1	82.8	61.6	2.81	8.60							C61
Testis	664	1.2	4.7	4.5	0.34	0.35							C62
Other male genital organs	24	0.0	0.2	0.1	0.01	0.01							C63
Kidney	2140	3.9	15.1	11.9	0.74	1.43	1256	2.2	8.6	5.7	0.34	0.68	C64
Renal pelvis	132	0.2	0.9	0.7	0.03	0.09	87	0.2	0.6	0.3	0.01	0.04	C65
Ureter	75	0.1	0.5	0.4	0.02	0.05	43	0.1	0.3	0.2	0.01	0.02	C66
†Bladder	5486	9.9	38.7	26.8	1.20	3.17	1309	2.3	9.0	5.1	0.25	0.58	C67
Other urinary organs	60	0.1	0.4	0.3	0.01	0.03	19	0.0	0.1	0.1	0.00	0.01	C68
Eye	143	0.3	1.0	0.9	0.05	0.09	142	0.3	1.0	0.8	0.04	0.08	C69
Brain and nervous system	1056	1.9	7.4	6.4	0.39	0.63	876	1.5	6.0	4.8	0.30	0.47	C70-72
Thyroid	994	1.8	7.0	6.2	0.46	0.68	2974	5.2	20.4	17.9	1.41	1.81	C73
Adrenal gland	56	0.1	0.4	0.4	0.02	0.03	56	0.1	0.4	0.4	0.02	0.03	C74
Other endocrine	10	0.0	0.1	0.1	0.01	0.01	17	0.0	0.1	0.1	0.01	0.01	C75
Hodgkin lymphoma	499	0.9	3.5	3.4	0.24	0.28	489	0.9	3.4	3.3	0.23	0.26	C81
Non-Hodgkin lymphoma	3112	5.6	22.0	17.3	1.04	1.92	2732	4.8	18.8	12.8	0.79	1.43	C82-86,C96
Immunoproliferative diseases	200	0.4	1.4	1.1	0.07	0.13	208	0.4	1.4	1.0	0.07	0.12	C88
Multiple myeloma	976	1.8	6.9	4.8	0.24	0.57	819	1.4	5.6	3.4	0.17	0.42	C90
Lymphoid leukaemia	1028	1.9	7.3	5.6	0.30	0.58	736	1.3	5.1	3.2	0.15	0.31	C91
Myeloid leukaemia	749	1.3	5.3	4.1	0.22	0.43	602	1.1	4.1	2.7	0.16	0.28	C92-94
Leukaemia unspecified	105	0.2	0.7	0.6	0.02	0.05	81	0.1	0.6	0.3	0.01	0.02	C95
Myeloproliferative disorders	317	0.6	2.2	1.6	0.07	0.18	289	0.5	2.0	1.2	0.06	0.12	MPD
Myelodysplastic syndromes	493	0.9	3.5	1.9	0.05	0.14	372	0.7	2.6	1.2	0.04	0.11	MDS
Other and unspecified	1485	2.7	10.5	7.1	0.32	0.76	1738	3.1	11.9	6.2	0.28	0.62	O&U
All sites	55804		393.6	291.4	14.91	34.92	56998		391.6	269.3	17.06	30.49	C00-96
All sites except C44	55520	100.0	391.6	290.0	14.83	34.76	56783	100.0	390.1	268.5	17.01	30.41	C00-96 exc. C44

†*See note following population pyramid

*Israel: Non-Jews, Arab (2008–2012)

SITE	Male						Female						ICD-10
	No. cases	Freq. (%)	Crude rate (per 100 000)	ASR world	Cum. rates 0-64 (%)	0-74	No. cases	Freq. (%)	Crude rate (per 100 000)	ASR world	Cum. rates 0-64 (%)	0-74	
Lip	16	0.3	0.4	0.6	0.05	0.08	4	0.1	0.1	0.2	0.01	0.03	C00
Tongue	17	0.3	0.4	0.7	0.04	0.08	9	0.2	0.2	0.4	0.02	0.04	C01-02
Mouth	21	0.4	0.5	1.0	0.07	0.11	9	0.2	0.2	0.3	0.01	0.03	C03-06
Salivary glands	22	0.4	0.6	1.0	0.06	0.14	18	0.4	0.5	0.6	0.04	0.06	C07-08
Tonsil	4	0.1	0.1	0.2	0.01	0.01	1	0.0	0.0	0.1	0.01	0.01	C09
Other oropharynx	6	0.1	0.2	0.3	0.03	0.04	1	0.0	0.0	0.0	0.00	0.01	C10
Nasopharynx	28	0.5	0.7	1.0	0.08	0.09	13	0.3	0.3	0.4	0.03	0.04	C11
Hypopharynx	5	0.1	0.1	0.2	0.01	0.03	4	0.1	0.1	0.2	0.01	0.02	C12-13
Pharynx unspecified	1	0.0	0.0	0.1	0.00	0.01	0	0.0	0.0	0.0	0.00	0.00	C14
Oesophagus	27	0.5	0.7	1.2	0.06	0.12	8	0.2	0.2	0.3	0.02	0.03	C15
Stomach	195	3.5	5.0	8.2	0.46	0.99	151	2.9	3.9	5.5	0.32	0.60	C16
Small intestine	17	0.3	0.4	0.7	0.02	0.11	18	0.4	0.5	0.6	0.05	0.07	C17
Colon	431	7.7	11.0	19.4	0.88	2.41	433	8.4	11.3	17.1	0.88	2.14	C18
Rectum	225	4.0	5.7	9.9	0.63	1.27	179	3.5	4.7	6.8	0.45	0.78	C19-20
Anus	9	0.2	0.2	0.4	0.02	0.03	3	0.1	0.1	0.1	0.01	0.02	C21
Liver	100	1.8	2.5	4.6	0.25	0.61	37	0.7	1.0	1.5	0.03	0.20	C22
Gallbladder etc.	49	0.9	1.2	2.4	0.10	0.33	51	1.0	1.3	2.1	0.07	0.31	C23-24
Pancreas	166	3.0	4.2	7.6	0.32	0.95	112	2.2	2.9	4.5	0.20	0.50	C25
Nose, sinuses etc.	10	0.2	0.3	0.4	0.02	0.05	3	0.1	0.1	0.1	0.02	0.02	C30-31
Larynx	141	2.5	3.6	6.3	0.36	0.81	10	0.2	0.3	0.5	0.02	0.08	C32
Trachea, bronchus, and lung	1031	18.3	26.3	47.6	2.38	6.19	197	3.8	5.1	7.8	0.41	0.90	C33-34
Other thoracic organs	20	0.4	0.5	0.7	0.03	0.05	7	0.1	0.2	0.2	0.02	0.02	C37-38
Bone	42	0.7	1.1	1.0	0.06	0.06	26	0.5	0.7	0.8	0.06	0.07	C40-41
Melanoma of skin	50	0.9	1.3	1.9	0.12	0.21	38	0.7	1.0	1.4	0.11	0.16	C43
Other skin	30		0.8	1.1	0.07	0.12	9		0.2	0.3	0.02	0.02	C44
Mesothelioma	16	0.3	0.4	0.7	0.03	0.10	6	0.1	0.2	0.2	0.01	0.03	C45
Kaposi sarcoma	16	0.3	0.4	0.7	0.03	0.06	12	0.2	0.3	0.5	0.01	0.06	C46
Connective and soft tissue	68	1.2	1.7	2.3	0.16	0.18	52	1.0	1.4	1.6	0.09	0.16	C47+C49
Breast	15	0.3	0.4	0.7	0.02	0.11	1542	30.0	40.2	55.6	4.29	6.23	C50
Vulva							23	0.4	0.6	0.9	0.04	0.09	C51
Vagina							7	0.1	0.2	0.3	0.02	0.03	C52
Cervix uteri							87	1.7	2.3	3.1	0.26	0.36	C53
Corpus uteri							285	5.6	7.4	11.7	0.74	1.49	C54
Uterus unspecified							8	0.2	0.2	0.3	0.01	0.02	C55
Ovary							148	2.9	3.9	5.5	0.36	0.63	C56
Other female genital organs							14	0.3	0.4	0.5	0.04	0.06	C57
Placenta							0	0.0	0.0	0.0	0.00	0.00	C58
Penis	1	0.0	0.0	0.1	0.00	0.01							C60
Prostate	640	11.4	16.3	31.3	0.99	4.08							C61
Testis	73	1.3	1.9	2.0	0.14	0.15							C62
Other male genital organs	1	0.0	0.0	0.0	0.00	0.00							C63
Kidney	162	2.9	4.1	6.4	0.39	0.77	80	1.6	2.1	2.9	0.16	0.33	C64
Renal pelvis	24	0.4	0.6	1.1	0.06	0.13	4	0.1	0.1	0.1	0.01	0.01	C65
Ureter	9	0.2	0.2	0.4	0.02	0.06	4	0.1	0.1	0.1	0.00	0.00	C66
†Bladder	510	9.1	13.0	23.3	1.10	2.98	81	1.6	2.1	3.2	0.17	0.40	C67
Other urinary organs	12	0.2	0.3	0.5	0.02	0.04	2	0.0	0.1	0.1	0.00	0.00	C68
Eye	17	0.3	0.4	0.5	0.02	0.05	11	0.2	0.3	0.3	0.02	0.03	C69
Brain and nervous system	156	2.8	4.0	5.3	0.30	0.56	132	2.6	3.4	4.0	0.25	0.35	C70-72
Thyroid	111	2.0	2.8	3.7	0.28	0.38	398	7.8	10.4	12.0	0.94	1.13	C73
Adrenal gland	13	0.2	0.3	0.3	0.02	0.02	9	0.2	0.2	0.2	0.01	0.01	C74
Other endocrine	6	0.1	0.2	0.2	0.01	0.01	1	0.0	0.0	0.0	0.00	0.00	C75
Hodgkin lymphoma	117	2.1	3.0	3.1	0.21	0.24	96	1.9	2.5	2.6	0.18	0.20	C81
Non-Hodgkin lymphoma	326	5.8	8.3	11.9	0.69	1.27	258	5.0	6.7	9.3	0.48	1.11	C82-86,C96
Immunoproliferative diseases	21	0.4	0.5	0.8	0.05	0.11	19	0.4	0.5	0.7	0.05	0.08	C88
Multiple myeloma	120	2.1	3.1	5.3	0.29	0.70	92	1.8	2.4	3.9	0.20	0.53	C90
Lymphoid leukaemia	137	2.4	3.5	4.7	0.18	0.43	96	1.9	2.5	3.3	0.16	0.34	C91
Myeloid leukaemia	127	2.3	3.2	4.6	0.24	0.48	96	1.9	2.5	3.2	0.20	0.32	C92-94
Leukaemia unspecified	26	0.5	0.7	1.1	0.03	0.08	19	0.4	0.5	0.6	0.03	0.06	C95
Myeloproliferative disorders	45	0.8	1.1	1.8	0.09	0.22	37	0.7	1.0	1.4	0.07	0.15	MPD
Myelodysplastic syndromes	40	0.7	1.0	1.7	0.05	0.19	22	0.4	0.6	0.9	0.03	0.12	MDS
Other and unspecified	185	3.3	4.7	8.2	0.34	0.93	161	3.1	4.2	6.0	0.28	0.60	O&U
All sites	5657		144.0	241.0	11.86	29.24	5143		134.2	186.5	11.94	21.10	C00-96
All sites except C44	5627	100.0	143.3	240.0	11.79	29.12	5134	100.0	133.9	186.3	11.91	21.08	C00-96 exc. C44

†*See note following population pyramid

*Israel: Non-Jews, Other (2008–2012)

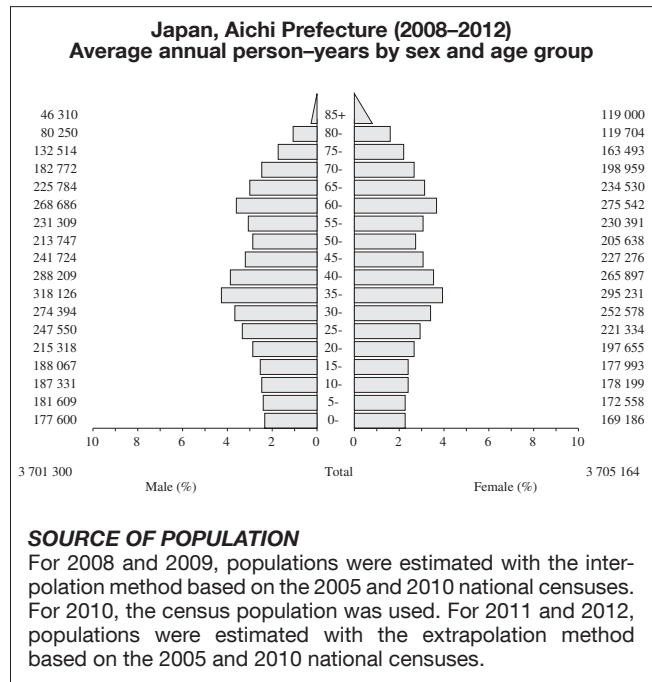
SITE	Male						Female						ICD-10
	No. cases	Freq. (%)	Crude rate (per 100 000)	ASR world	Cum. rates 0-64 (%)	0-74	No. cases	Freq. (%)	Crude rate (per 100 000)	ASR world	Cum. rates 0-64 (%)	0-74	
Lip	5	0.2	0.7	0.7	0.05	0.08	0	0.0	0.0	0.0	0.00	0.00	C00
Tongue	15	0.6	2.0	1.9	0.17	0.23	10	0.3	1.2	0.9	0.06	0.12	C01-02
Mouth	16	0.6	2.2	2.2	0.18	0.25	5	0.2	0.6	0.4	0.02	0.02	C03-06
Salivary glands	7	0.3	0.9	1.1	0.05	0.09	5	0.2	0.6	0.4	0.02	0.04	C07-08
Tonsil	14	0.5	1.9	2.0	0.16	0.25	2	0.1	0.2	0.2	0.02	0.02	C09
Other oropharynx	5	0.2	0.7	0.6	0.04	0.07	0	0.0	0.0	0.0	0.00	0.00	C10
Nasopharynx	5	0.2	0.7	0.6	0.06	0.06	0	0.0	0.0	0.0	0.00	0.00	C11
Hypopharynx	5	0.2	0.7	0.6	0.05	0.08	0	0.0	0.0	0.0	0.00	0.00	C12-13
Pharynx unspecified	0	0.0	0.0	0.0	0.00	0.00	1	0.0	0.1	0.1	0.01	0.01	C14
Oesophagus	18	0.7	2.4	2.5	0.11	0.33	13	0.4	1.5	1.0	0.05	0.15	C15
Stomach	148	5.5	20.0	20.8	1.09	2.63	139	4.3	16.1	11.8	0.60	1.47	C16
Small intestine	9	0.3	1.2	1.1	0.07	0.10	9	0.3	1.0	0.8	0.04	0.12	C17
Colon	230	8.5	31.0	33.5	1.43	3.86	281	8.7	32.6	23.4	1.07	2.84	C18
Rectum	107	3.9	14.4	15.5	0.64	1.97	126	3.9	14.6	11.1	0.74	1.41	C19-20
Anus	4	0.1	0.5	0.5	0.03	0.06	6	0.2	0.7	0.6	0.05	0.07	C21
Liver	45	1.7	6.1	6.2	0.35	0.82	30	0.9	3.5	2.4	0.07	0.25	C22
Gallbladder etc.	10	0.4	1.3	1.6	0.02	0.15	25	0.8	2.9	2.1	0.09	0.21	C23-24
Pancreas	78	2.9	10.5	10.8	0.65	1.40	86	2.7	10.0	7.6	0.31	0.94	C25
Nose, sinuses etc.	3	0.1	0.4	0.3	0.03	0.03	4	0.1	0.5	0.4	0.01	0.03	C30-31
Larynx	46	1.7	6.2	6.5	0.39	0.76	9	0.3	1.0	0.9	0.07	0.09	C32
Trachea, bronchus, and lung	407	15.0	54.9	58.0	2.82	7.58	152	4.7	17.7	12.9	0.87	1.48	C33-34
Other thoracic organs	7	0.3	0.9	1.1	0.06	0.09	5	0.2	0.6	0.4	0.01	0.06	C37-38
Bone	8	0.3	1.1	1.1	0.06	0.12	14	0.4	1.6	2.0	0.11	0.15	C40-41
Melanoma of skin	92	3.4	12.4	12.1	0.67	1.39	132	4.1	15.3	11.5	0.79	1.22	C43
Other skin	6		0.8	0.8	0.05	0.05	8		0.9	0.7	0.03	0.11	C44
Mesothelioma	4	0.1	0.5	0.6	0.00	0.13	5	0.2	0.6	0.4	0.01	0.01	C45
Kaposi sarcoma	6	0.2	0.8	0.9	0.03	0.15	2	0.1	0.2	0.2	0.01	0.03	C46
Connective and soft tissue	18	0.7	2.4	2.5	0.13	0.29	24	0.7	2.8	2.3	0.16	0.23	C47+C49
Breast	8	0.3	1.1	1.2	0.04	0.13	931	28.8	108.2	81.3	5.81	9.40	C50
Vulva							17	0.5	2.0	1.3	0.09	0.11	C51
Vagina							3	0.1	0.3	0.2	0.00	0.02	C52
Cervix uteri							137	4.2	15.9	11.7	0.93	1.13	C53
Corpus uteri							218	6.7	25.3	19.4	1.35	2.33	C54
Uterus unspecified							7	0.2	0.8	0.6	0.05	0.07	C55
Ovary							100	3.1	11.6	9.1	0.59	0.94	C56
Other female genital organs							4	0.1	0.5	0.3	0.03	0.03	C57
Placenta							0	0.0	0.0	0.0	0.00	0.00	C58
Penis	6	0.2	0.8	0.7	0.04	0.10							C60
Prostate	575	21.2	77.5	84.5	3.81	11.85							C61
Testis	34	1.3	4.6	3.8	0.27	0.30							C62
Other male genital organs	2	0.1	0.3	0.3	0.01	0.04							C63
Kidney	142	5.2	19.1	19.7	1.26	2.33	96	3.0	11.2	9.4	0.51	1.06	C64
Renal pelvis	6	0.2	0.8	1.0	0.06	0.09	6	0.2	0.7	0.5	0.03	0.08	C65
Ureter	2	0.1	0.3	0.3	0.01	0.01	2	0.1	0.2	0.2	0.01	0.01	C66
†Bladder	201	7.4	27.1	29.0	1.31	3.13	56	1.7	6.5	4.6	0.25	0.49	C67
Other urinary organs	0	0.0	0.0	0.0	0.00	0.00	0	0.0	0.0	0.0	0.00	0.00	C68
Eye	4	0.1	0.5	0.6	0.03	0.03	9	0.3	1.0	0.8	0.06	0.08	C69
Brain and nervous system	55	2.0	7.4	7.8	0.52	0.71	56	1.7	6.5	5.6	0.34	0.55	C70-72
Thyroid	25	0.9	3.4	3.1	0.21	0.31	155	4.8	18.0	13.7	1.11	1.38	C73
Adrenal gland	3	0.1	0.4	0.5	0.03	0.03	4	0.1	0.5	0.6	0.04	0.04	C74
Other endocrine	1	0.0	0.1	0.1	0.01	0.01	0	0.0	0.0	0.0	0.00	0.00	C75
Hodgkin lymphoma	23	0.8	3.1	2.6	0.20	0.26	29	0.9	3.4	2.9	0.22	0.22	C81
Non-Hodgkin lymphoma	94	3.5	12.7	12.7	0.83	1.47	95	2.9	11.0	8.5	0.47	0.92	C82-86,C96
Immunoproliferative diseases	2	0.1	0.3	0.2	0.01	0.04	6	0.2	0.7	0.5	0.02	0.02	C88
Multiple myeloma	34	1.3	4.6	4.8	0.22	0.54	36	1.1	4.2	3.1	0.13	0.37	C90
Lymphoid leukaemia	46	1.7	6.2	7.1	0.35	0.60	27	0.8	3.1	2.9	0.11	0.25	C91
Myeloid leukaemia	38	1.4	5.1	5.2	0.28	0.50	24	0.7	2.8	2.4	0.13	0.23	C92-94
Leukaemia unspecified	7	0.3	0.9	1.0	0.04	0.07	5	0.2	0.6	0.5	0.03	0.03	C95
Myeloproliferative disorders	18	0.7	2.4	2.2	0.16	0.26	12	0.4	1.4	1.1	0.07	0.09	MPD
Myelodysplastic syndromes	9	0.3	1.2	1.3	0.03	0.19	11	0.3	1.3	0.9	0.02	0.10	MDS
Other and unspecified	67	2.5	9.0	10.3	0.41	1.10	107	3.3	12.4	9.0	0.41	0.95	O&U
All sites	2720		366.7	386.3	19.53	47.13	3246		377.1	285.4	18.02	31.97	C00-96
All sites except C44	2714	100.0	365.9	385.5	19.48	47.08	3238	100.0	376.2	284.7	17.99	31.86	C00-96 exc. C44

†*See note following population pyramid

Japan, Aichi Prefecture

CONTRIBUTORS

Hidemi Ito
 Michiyo Yamaguchi
 Kayoko Koide
 Tomoya Nagase
 Keitaro Matsuo
 Kazuo Tajima
 Yoshinobu Kondo
 Hideo Tanaka



NOTES ON THE DATA

†C67 (bladder cancer) includes neoplasms of uncertain or unknown behaviour together with invasive cancers.

20 major cancers, ASR (World) per 100 000

<i>Male</i>		<i>Female</i>	
Stomach	46.8	Breast	53.1
Trachea, bronchus, and lung	43.8	Colon	18.4
Prostate	36.9	Stomach	17.1
Colon	26.0	Trachea, bronchus, and lung	15.6
Rectum	18.2	Cervix uteri	10.2
Liver	16.5	Rectum	9.2
Bladder	13.4	Corpus uteri	9.1
Pancreas	10.7	Ovary	8.0
Oesophagus	9.7	Thyroid	7.0
Non-Hodgkin lymphoma	8.4	Pancreas	6.6
Kidney	7.1	Liver	5.8
Gallbladder etc.	5.9	Non-Hodgkin lymphoma	5.7
Myeloid leukaemia	4.1	Gallbladder etc.	4.0
Non-melanoma skin cancer	4.0	Non-melanoma skin cancer	2.8
Other and unspecified	3.5	Other and unspecified	2.8
Brain and nervous system	2.8	Bladder	2.6
Larynx	2.7	Myeloid leukaemia	2.6
Thyroid	2.5	Kidney	2.4
Lymphoid leukaemia	2.4	Brain and nervous system	2.1
Testis	2.1	Lymphoid leukaemia	1.7
All sites	291.2	All sites	201.4

Japan, Aichi Prefecture (2008–2012)

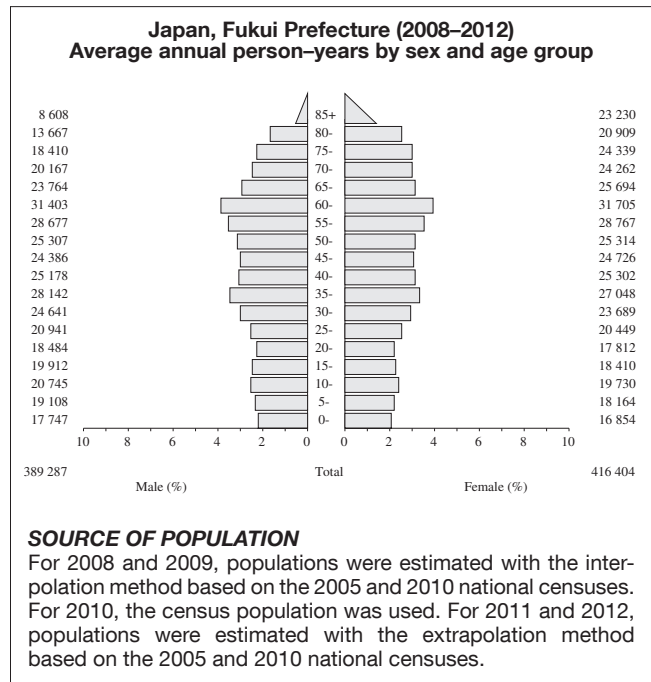
SITE	Male						Female						ICD-10
	No. cases	Freq. (%)	Crude rate (per 100 000)	ASR world	Cum. rates 0-64 0-74 (%)		No. cases	Freq. (%)	Crude rate (per 100 000)	ASR world	Cum. rates 0-64 0-74 (%)		
Lip	31	0.0	0.2	0.1	0.00	0.01	18	0.0	0.1	0.0	0.00	0.00	C00
Tongue	687	0.6	3.7	2.0	0.13	0.24	353	0.4	1.9	1.0	0.06	0.10	C01-02
Mouth	557	0.5	3.0	1.4	0.07	0.17	451	0.6	2.4	0.8	0.04	0.08	C03-06
Salivary glands	203	0.2	1.1	0.6	0.04	0.06	133	0.2	0.7	0.4	0.03	0.04	C07-08
Tonsil	54	0.0	0.3	0.1	0.01	0.02	20	0.0	0.1	0.1	0.00	0.01	C09
Other oropharynx	341	0.3	1.8	0.9	0.06	0.12	76	0.1	0.4	0.2	0.02	0.02	C10
Nasopharynx	170	0.1	0.9	0.6	0.04	0.06	49	0.1	0.3	0.2	0.01	0.02	C11
Hypopharynx	669	0.6	3.6	1.7	0.09	0.22	56	0.1	0.3	0.1	0.01	0.02	C12-13
Pharynx unspecified	54	0.0	0.3	0.1	0.01	0.02	9	0.0	0.0	0.0	0.00	0.00	C14
Oesophagus	3845	3.3	20.8	9.7	0.51	1.29	736	0.9	4.0	1.7	0.10	0.21	C15
Stomach	19711	16.7	106.5	46.8	2.12	5.56	8486	10.6	45.8	17.1	0.88	1.92	C16
Small intestine	361	0.3	2.0	0.9	0.05	0.11	229	0.3	1.2	0.5	0.03	0.06	C17
Colon	10878	9.2	58.8	26.0	1.16	3.08	9253	11.6	49.9	18.4	0.93	2.08	C18
Rectum	6922	5.9	37.4	18.2	1.04	2.28	3959	5.0	21.4	9.2	0.56	1.10	C19-20
Anus	114	0.1	0.6	0.3	0.02	0.03	110	0.1	0.6	0.3	0.02	0.03	C21
Liver	7012	6.0	37.9	16.5	0.73	1.96	3420	4.3	18.5	5.8	0.19	0.67	C22
Gallbladder etc.	2668	2.3	14.4	5.9	0.20	0.62	2529	3.2	13.7	4.0	0.13	0.41	C23-24
Pancreas	4477	3.8	24.2	10.7	0.50	1.26	3669	4.6	19.8	6.6	0.28	0.75	C25
Nose, sinuses etc.	252	0.2	1.4	0.7	0.05	0.08	142	0.2	0.8	0.3	0.02	0.04	C30-31
Larynx	1090	0.9	5.9	2.7	0.13	0.35	83	0.1	0.4	0.2	0.01	0.02	C32
Trachea, bronchus, and lung	19050	16.2	102.9	43.8	1.77	5.02	7697	9.7	41.5	15.6	0.79	1.85	C33-34
Other thoracic organs	284	0.2	1.5	1.0	0.07	0.10	190	0.2	1.0	0.6	0.04	0.06	C37-38
Bone	139	0.1	0.8	0.6	0.04	0.05	127	0.2	0.7	0.5	0.03	0.04	C40-41
Melanoma of skin	165	0.1	0.9	0.4	0.02	0.04	181	0.2	1.0	0.4	0.03	0.05	C43
Other skin	1688		9.1	4.0	0.17	0.39	1624		8.8	2.8	0.11	0.27	C44
Mesothelioma	308	0.3	1.7	0.7	0.03	0.09	56	0.1	0.3	0.1	0.01	0.02	C45
Kaposi sarcoma	14	0.0	0.1	0.1	0.00	0.00	2	0.0	0.0	0.0	0.00	0.00	C46
Connective and soft tissue	362	0.3	2.0	1.2	0.07	0.12	257	0.3	1.4	0.9	0.06	0.08	C47+C49
Breast	116	0.1	0.6	0.3	0.02	0.03	16347	20.5	88.2	53.1	4.23	5.77	C50
Vulva							172	0.2	0.9	0.3	0.01	0.04	C51
Vagina							65	0.1	0.4	0.2	0.01	0.02	C52
Cervix uteri							2790	3.5	15.1	10.2	0.82	0.99	C53
Corpus uteri							2842	3.6	15.3	9.1	0.77	1.05	C54
Uterus unspecified							180	0.2	1.0	0.3	0.01	0.02	C55
Ovary							2367	3.0	12.8	8.0	0.65	0.83	C56
Other female genital organs							51	0.1	0.3	0.1	0.01	0.02	C57
Placenta							11	0.0	0.1	0.1	0.00	0.00	C58
Penis	100	0.1	0.5	0.2	0.01	0.03							C60
Prostate	16735	14.2	90.4	36.9	1.12	4.81							C61
Testis	455	0.4	2.5	2.1	0.16	0.17							C62
Other male genital organs	110	0.1	0.6	0.3	0.01	0.03							C63
Kidney	2508	2.1	13.6	7.1	0.45	0.79	973	1.2	5.3	2.4	0.15	0.26	C64
Renal pelvis	568	0.5	3.1	1.3	0.06	0.16	233	0.3	1.3	0.4	0.01	0.04	C65
Ureter	428	0.4	2.3	0.9	0.03	0.11	271	0.3	1.5	0.4	0.01	0.04	C66
†Bladder	5804	4.9	31.4	13.4	0.57	1.51	1467	1.8	7.9	2.6	0.12	0.29	C67
Other urinary organs	69	0.1	0.4	0.1	0.00	0.02	43	0.1	0.2	0.1	0.00	0.01	C68
Eye	43	0.0	0.2	0.3	0.01	0.02	31	0.0	0.2	0.2	0.01	0.01	C69
Brain and nervous system	710	0.6	3.8	2.8	0.17	0.25	540	0.7	2.9	2.1	0.13	0.18	C70-72
Thyroid	762	0.6	4.1	2.5	0.19	0.27	2057	2.6	11.1	7.0	0.53	0.75	C73
Adrenal gland	44	0.0	0.2	0.3	0.01	0.02	43	0.1	0.2	0.3	0.01	0.02	C74
Other endocrine	60	0.1	0.3	0.4	0.02	0.03	33	0.0	0.2	0.2	0.01	0.01	C75
Hodgkin lymphoma	191	0.2	1.0	0.7	0.05	0.07	131	0.2	0.7	0.5	0.03	0.05	C81
Non-Hodgkin lymphoma	3123	2.7	16.9	8.4	0.46	0.92	2415	3.0	13.0	5.7	0.34	0.64	C82-86,C96
Immunoproliferative diseases	218	0.2	1.2	0.5	0.03	0.06	226	0.3	1.2	0.6	0.04	0.07	C88
Multiple myeloma	855	0.7	4.6	2.0	0.09	0.22	746	0.9	4.0	1.4	0.06	0.15	C90
Lymphoid leukaemia	468	0.4	2.5	2.4	0.13	0.18	369	0.5	2.0	1.7	0.10	0.13	C91
Myeloid leukaemia	1326	1.1	7.2	4.1	0.22	0.39	836	1.0	4.5	2.6	0.16	0.25	C92-94
Leukaemia unspecified	63	0.1	0.3	0.2	0.01	0.01	39	0.0	0.2	0.1	0.00	0.01	C95
Myeloproliferative disorders	160	0.1	0.9	0.4	0.02	0.05	114	0.1	0.6	0.2	0.01	0.03	MPD
Myelodysplastic syndromes	973	0.8	5.3	2.1	0.05	0.19	574	0.7	3.1	1.0	0.04	0.09	MDS
Other and unspecified	1413	1.2	7.6	3.5	0.16	0.33	1459	1.8	7.9	2.8	0.12	0.26	O&U
All sites	119408		645.2	291.2	13.20	34.06	81340		439.1	201.4	12.80	21.94	C00-96
All sites except C44	117720	100.0	636.1	287.2	13.03	33.67	79716	100.0	430.3	198.6	12.69	21.67	C00-96 exc. C44

† See note following population pyramid

Japan, Fukui Prefecture

CONTRIBUTORS

Masakazu Hattori



NOTES ON THE DATA

†C67 (bladder cancer) includes neoplasms of uncertain or unknown behaviour together with invasive cancers.

20 major cancers, ASR (World) per 100 000

<i>Male</i>		<i>Female</i>	
Stomach	63.0	Breast	51.7
Trachea, bronchus, and lung	46.2	Stomach	23.8
Prostate	35.1	Colon	18.6
Colon	27.3	Trachea, bronchus, and lung	18.5
Rectum	18.6	Thyroid	14.3
Liver	16.0	Corpus uteri	9.3
Bladder	13.8	Rectum	9.1
Pancreas	10.9	Cervix uteri	8.5
Non-Hodgkin lymphoma	9.4	Ovary	7.6
Kidney	9.0	Liver	7.1
Oesophagus	8.1	Non-Hodgkin lymphoma	6.6
Gallbladder etc.	7.3	Pancreas	6.4
Thyroid	5.0	Gallbladder etc.	4.9
Non-melanoma skin cancer	4.4	Kidney	3.4
Myeloid leukaemia	3.9	Non-melanoma skin cancer	3.0
Testis	3.8	Bladder	2.8
Myelodysplastic syndromes	3.0	Myeloid leukaemia	2.8
Larynx	3.0	Brain and nervous system	2.4
Lymphoid leukaemia	2.9	Other and unspecified	2.1
Other and unspecified	2.9	Myelodysplastic syndromes	1.7
All sites	318.3	All sites	220.5

Japan, Fukui Prefecture (2008–2012)

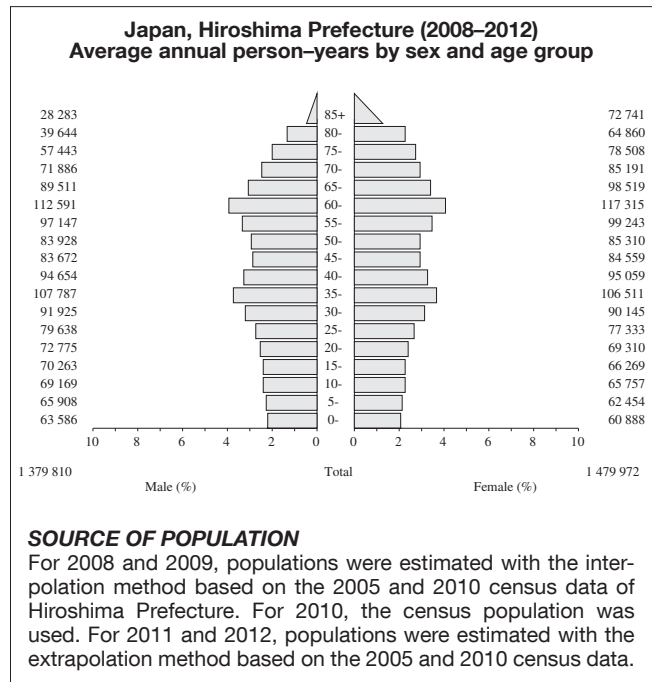
SITE	Male						Female						ICD-10
	No. cases	Freq. (%)	Crude rate (per 100 000)	ASR world	Cum. rates 0-64 (%)	0-74 (%)	No. cases	Freq. (%)	Crude rate (per 100 000)	ASR world	Cum. rates 0-64 (%)	0-74 (%)	
Lip	2	0.0	0.1	0.0	0.00	0.00	3	0.0	0.1	0.0	0.00	0.00	C00
Tongue	71	0.4	3.6	1.8	0.11	0.19	49	0.4	2.4	1.3	0.08	0.13	C01-02
Mouth	60	0.4	3.1	1.2	0.08	0.14	63	0.5	3.0	0.8	0.03	0.09	C03-06
Salivary glands	25	0.2	1.3	0.7	0.04	0.07	24	0.2	1.2	0.9	0.06	0.08	C07-08
Tonsil	17	0.1	0.9	0.4	0.04	0.06	1	0.0	0.0	0.0	0.00	0.00	C09
Other oropharynx	38	0.2	2.0	0.9	0.05	0.12	5	0.0	0.2	0.1	0.01	0.01	C10
Nasopharynx	6	0.0	0.3	0.1	0.01	0.02	8	0.1	0.4	0.2	0.02	0.02	C11
Hypopharynx	63	0.4	3.2	1.4	0.11	0.16	9	0.1	0.4	0.1	0.01	0.01	C12-13
Pharynx unspecified	5	0.0	0.3	0.1	0.00	0.01	0	0.0	0.0	0.0	0.00	0.00	C14
Oesophagus	407	2.5	20.9	8.1	0.44	1.05	87	0.7	4.2	1.5	0.11	0.17	C15
Stomach	3227	20.1	165.8	63.0	3.19	7.79	1610	13.8	77.3	23.8	1.27	2.62	C16
Small intestine	72	0.4	3.7	1.6	0.11	0.18	38	0.3	1.8	0.7	0.04	0.07	C17
Colon	1403	8.7	72.1	27.3	1.32	3.30	1336	11.5	64.2	18.6	0.92	2.17	C18
Rectum	835	5.2	42.9	18.6	1.11	2.28	514	4.4	24.7	9.1	0.54	1.06	C19-20
Anus	13	0.1	0.7	0.3	0.03	0.04	14	0.1	0.7	0.2	0.01	0.01	C21
Liver	861	5.4	44.2	16.0	0.69	1.99	569	4.9	27.3	7.1	0.24	0.84	C22
Gallbladder etc.	453	2.8	23.3	7.3	0.23	0.80	521	4.5	25.0	4.9	0.15	0.45	C23-24
Pancreas	599	3.7	30.8	10.9	0.55	1.25	551	4.7	26.5	6.4	0.23	0.71	C25
Nose, sinuses etc.	36	0.2	1.8	0.8	0.06	0.08	28	0.2	1.3	0.6	0.02	0.06	C30-31
Larynx	165	1.0	8.5	3.0	0.13	0.39	12	0.1	0.6	0.3	0.01	0.03	C32
Trachea, bronchus, and lung	2677	16.6	137.5	46.2	1.83	5.11	1226	10.5	58.9	18.5	1.02	2.16	C33-34
Other thoracic organs	30	0.2	1.5	1.3	0.08	0.11	16	0.1	0.8	0.5	0.03	0.05	C37-38
Bone	15	0.1	0.8	0.5	0.03	0.04	13	0.1	0.6	0.4	0.03	0.03	C40-41
Melanoma of skin	14	0.1	0.7	0.3	0.01	0.04	23	0.2	1.1	0.5	0.04	0.05	C43
Other skin	247		12.7	4.4	0.19	0.47	212		10.2	3.0	0.15	0.28	C44
Mesothelioma	33	0.2	1.7	0.6	0.04	0.06	8	0.1	0.4	0.1	0.00	0.01	C45
Kaposi sarcoma	0	0.0	0.0	0.0	0.00	0.00	0	0.0	0.0	0.0	0.00	0.00	C46
Connective and soft tissue	49	0.3	2.5	1.2	0.07	0.12	14	0.1	0.7	0.4	0.03	0.05	C47+C49
Breast	21	0.1	1.1	0.4	0.02	0.04	1837	15.8	88.2	51.7	4.15	5.63	C50
Vulva							34	0.3	1.6	0.3	0.01	0.03	C51
Vagina							4	0.0	0.2	0.1	0.00	0.01	C52
Cervix uteri							279	2.4	13.4	8.5	0.69	0.84	C53
Corpus uteri							322	2.8	15.5	9.3	0.77	1.02	C54
Uterus unspecified							20	0.2	1.0	0.3	0.02	0.02	C55
Ovary							282	2.4	13.5	7.6	0.59	0.78	C56
Other female genital organs							7	0.1	0.3	0.2	0.01	0.02	C57
Placenta							1	0.0	0.0	0.1	0.01	0.01	C58
Penis	13	0.1	0.7	0.2	0.01	0.04							C60
Prostate	2033	12.6	104.4	35.1	1.13	4.51							C61
Testis	77	0.5	4.0	3.8	0.30	0.30							C62
Other male genital organs	12	0.1	0.6	0.2	0.00	0.03							C63
Kidney	396	2.5	20.3	9.0	0.59	1.03	191	1.6	9.2	3.4	0.21	0.40	C64
Renal pelvis	60	0.4	3.1	1.1	0.06	0.12	30	0.3	1.4	0.3	0.01	0.03	C65
Ureter	55	0.3	2.8	0.9	0.03	0.10	48	0.4	2.3	0.5	0.02	0.05	C66
†Bladder	786	4.9	40.4	13.8	0.55	1.57	229	2.0	11.0	2.8	0.12	0.30	C67
Other urinary organs	8	0.0	0.4	0.1	0.00	0.00	6	0.1	0.3	0.1	0.00	0.01	C68
Eye	5	0.0	0.3	0.1	0.01	0.01	5	0.0	0.2	0.3	0.01	0.02	C69
Brain and nervous system	103	0.6	5.3	2.7	0.14	0.26	97	0.8	4.7	2.4	0.15	0.22	C70-72
Thyroid	155	1.0	8.0	5.0	0.38	0.52	482	4.1	23.2	14.3	1.08	1.52	C73
Adrenal gland	5	0.0	0.3	0.5	0.02	0.02	8	0.1	0.4	0.4	0.02	0.03	C74
Other endocrine	6	0.0	0.3	0.3	0.02	0.02	0	0.0	0.0	0.0	0.00	0.00	C75
Hodgkin lymphoma	36	0.2	1.8	1.2	0.07	0.11	11	0.1	0.5	0.5	0.03	0.04	C81
Non-Hodgkin lymphoma	408	2.5	21.0	9.4	0.53	1.01	370	3.2	17.8	6.6	0.43	0.68	C82-86,C96
Immunoproliferative diseases	55	0.3	2.8	1.3	0.09	0.14	43	0.4	2.1	0.9	0.05	0.10	C88
Multiple myeloma	99	0.6	5.1	1.7	0.07	0.21	110	0.9	5.3	1.4	0.05	0.18	C90
Lymphoid leukaemia	58	0.4	3.0	2.9	0.15	0.20	33	0.3	1.6	1.5	0.08	0.11	C91
Myeloid leukaemia	154	1.0	7.9	3.9	0.21	0.40	127	1.1	6.1	2.8	0.16	0.28	C92-94
Leukaemia unspecified	5	0.0	0.3	0.1	0.00	0.01	4	0.0	0.2	0.0	0.00	0.00	C95
Myeloproliferative disorders	23	0.1	1.2	0.4	0.02	0.05	27	0.2	1.3	0.5	0.02	0.06	MPD
Myelodysplastic syndromes	189	1.2	9.7	3.0	0.08	0.32	138	1.2	6.6	1.7	0.06	0.18	MDS
Other and unspecified	142	0.9	7.3	2.9	0.14	0.31	144	1.2	6.9	2.1	0.11	0.21	O&U
All sites	16327		838.8	318.3	15.22	37.22	11843		568.8	220.5	13.93	23.94	C00-96
All sites except C44	16080	100.0	826.1	313.9	15.04	36.75	11631	100.0	558.6	217.5	13.78	23.66	C00-96 exc. C44

† See note following population pyramid

Japan, Hiroshima Prefecture

CONTRIBUTORS

Kotaro Ozasa
 Hiromi Sugiyama
 Hiroaki Katayama
 Hiroshi Tokinobu
 Makoto Matsumura
 Hiroyasu Yamada
 Takafumi Tsuya
 Yukio Takeshima
 Hiroki Kajihara
 Keiichi Hiramatsu



NOTES ON THE DATA

†C67 (bladder cancer) includes neoplasms of uncertain or unknown behaviour together with invasive cancers.

20 major cancers, ASR (World) per 100 000

<i>Male</i>		<i>Female</i>	
Stomach	61.1	Breast	63.9
Trachea, bronchus, and lung	45.7	Stomach	21.5
Prostate	42.4	Colon	19.3
Colon	28.7	Trachea, bronchus, and lung	18.7
Liver	25.3	Thyroid	17.2
Bladder	21.4	Corpus uteri	11.5
Rectum	20.3	Cervix uteri	10.6
Oesophagus	11.9	Rectum	10.2
Pancreas	11.1	Ovary	8.4
Non-Hodgkin lymphoma	9.2	Liver	8.4
Kidney	8.9	Non-Hodgkin lymphoma	6.5
Gallbladder etc.	6.0	Pancreas	6.4
Non-melanoma skin cancer	4.9	Bladder	3.9
Thyroid	4.6	Gallbladder etc.	3.7
Myeloid leukaemia	4.1	Non-melanoma skin cancer	3.5
Larynx	3.0	Kidney	3.3
Brain and nervous system	2.7	Myeloid leukaemia	2.6
Other and unspecified	2.7	Other and unspecified	2.3
Testis	2.4	Brain and nervous system	2.0
Myelodysplastic syndromes	2.4	Oesophagus	1.9
All sites	347.8	All sites	242.6

Japan, Hiroshima Prefecture (2008–2012)

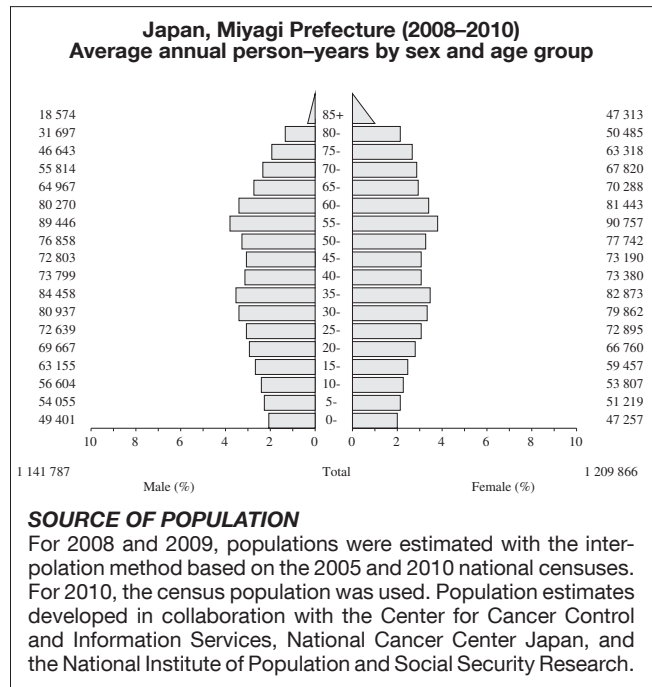
SITE	Male						Female						ICD-10
	No. cases	Freq. (%)	Crude rate (per 100 000)	ASR world	Cum. rates 0-64 (%)	0-74	No. cases	Freq. (%)	Crude rate (per 100 000)	ASR world	Cum. rates 0-64 (%)	0-74	
Lip	9	0.0	0.1	0.1	0.00	0.01	19	0.0	0.3	0.1	0.00	0.01	C00
Tongue	320	0.5	4.6	2.2	0.14	0.26	202	0.5	2.7	1.2	0.09	0.13	C01-02
Mouth	309	0.5	4.5	1.9	0.11	0.23	254	0.6	3.4	1.0	0.05	0.11	C03-06
Salivary glands	87	0.1	1.3	0.7	0.05	0.07	63	0.1	0.9	0.4	0.02	0.05	C07-08
Tonsil	53	0.1	0.8	0.4	0.03	0.05	13	0.0	0.2	0.1	0.01	0.01	C09
Other oropharynx	134	0.2	1.9	0.9	0.06	0.12	13	0.0	0.2	0.1	0.00	0.01	C10
Nasopharynx	63	0.1	0.9	0.5	0.04	0.06	17	0.0	0.2	0.1	0.01	0.01	C11
Hypopharynx	326	0.5	4.7	2.0	0.12	0.27	34	0.1	0.5	0.2	0.01	0.02	C12-13
Pharynx unspecified	9	0.0	0.1	0.1	0.00	0.01	6	0.0	0.1	0.0	0.00	0.00	C14
Oesophagus	1950	3.3	28.3	11.9	0.66	1.56	392	0.9	5.3	1.9	0.11	0.23	C15
Stomach	10761	18.1	156.0	61.1	2.94	7.46	4936	11.7	66.7	21.5	1.12	2.45	C16
Small intestine	290	0.5	4.2	1.9	0.11	0.21	163	0.4	2.2	0.8	0.04	0.09	C17
Colon	5008	8.4	72.6	28.7	1.36	3.46	4483	10.6	60.6	19.3	1.03	2.19	C18
Rectum	3153	5.3	45.7	20.3	1.24	2.49	1899	4.5	25.7	10.2	0.65	1.22	C19-20
Anus	45	0.1	0.7	0.2	0.01	0.03	52	0.1	0.7	0.2	0.01	0.02	C21
Liver	4456	7.5	64.6	25.3	1.22	3.05	2278	5.4	30.8	8.4	0.30	0.96	C22
Gallbladder etc.	1214	2.0	17.6	6.0	0.22	0.60	1178	2.8	15.9	3.7	0.13	0.38	C23-24
Pancreas	2006	3.4	29.1	11.1	0.54	1.31	1773	4.2	24.0	6.4	0.26	0.72	C25
Nose, sinuses etc.	131	0.2	1.9	0.9	0.07	0.11	62	0.1	0.8	0.3	0.02	0.03	C30-31
Larynx	523	0.9	7.6	3.0	0.15	0.38	42	0.1	0.6	0.2	0.01	0.03	C32
Trachea, bronchus, and lung	8544	14.4	123.8	45.7	1.94	5.29	4233	10.0	57.2	18.7	0.98	2.25	C33-34
Other thoracic organs	118	0.2	1.7	1.1	0.07	0.11	62	0.1	0.8	0.5	0.03	0.04	C37-38
Bone	65	0.1	0.9	0.8	0.05	0.07	52	0.1	0.7	0.5	0.03	0.04	C40-41
Melanoma of skin	88	0.1	1.3	0.6	0.03	0.06	67	0.2	0.9	0.4	0.02	0.03	C43
Other skin	967		14.0	4.9	0.20	0.49	1030		13.9	3.5	0.15	0.32	C44
Mesothelioma	229	0.4	3.3	1.2	0.04	0.15	46	0.1	0.6	0.2	0.01	0.02	C45
Kaposi sarcoma	1	0.0	0.0	0.0	0.00	0.00	0	0.0	0.0	0.0	0.00	0.00	C46
Connective and soft tissue	156	0.3	2.3	1.1	0.07	0.12	140	0.3	1.9	0.9	0.06	0.08	C47+C49
Breast	66	0.1	1.0	0.4	0.02	0.05	8280	19.6	111.9	63.9	5.07	7.00	C50
Vulva							101	0.2	1.4	0.3	0.01	0.03	C51
Vagina							26	0.1	0.4	0.1	0.01	0.01	C52
Cervix uteri							1152	2.7	15.6	10.6	0.86	1.01	C53
Corpus uteri							1442	3.4	19.5	11.5	0.95	1.27	C54
Uterus unspecified							74	0.2	1.0	0.3	0.01	0.02	C55
Ovary							985	2.3	13.3	8.4	0.67	0.85	C56
Other female genital organs							29	0.1	0.4	0.2	0.01	0.02	C57
Placenta							8	0.0	0.1	0.1	0.01	0.01	C58
Penis	46	0.1	0.7	0.2	0.01	0.02							C60
Prostate	8347	14.0	121.0	42.4	1.26	5.59							C61
Testis	174	0.3	2.5	2.4	0.18	0.19							C62
Other male genital organs	67	0.1	1.0	0.4	0.01	0.04							C63
Kidney	1268	2.1	18.4	8.9	0.60	1.04	572	1.4	7.7	3.3	0.22	0.36	C64
Renal pelvis	283	0.5	4.1	1.5	0.06	0.17	145	0.3	2.0	0.5	0.01	0.05	C65
Ureter	278	0.5	4.0	1.4	0.05	0.16	184	0.4	2.5	0.6	0.02	0.08	C66
†Bladder	4052	6.8	58.7	21.4	0.88	2.44	1064	2.5	14.4	3.9	0.17	0.45	C67
Other urinary organs	36	0.1	0.5	0.2	0.01	0.02	21	0.0	0.3	0.1	0.00	0.01	C68
Eye	17	0.0	0.2	0.3	0.01	0.02	13	0.0	0.2	0.2	0.01	0.01	C69
Brain and nervous system	276	0.5	4.0	2.7	0.18	0.24	221	0.5	3.0	2.0	0.12	0.18	C70-72
Thyroid	542	0.9	7.9	4.6	0.33	0.50	2033	4.8	27.5	17.2	1.34	1.82	C73
Adrenal gland	24	0.0	0.3	0.5	0.02	0.03	19	0.0	0.3	0.2	0.01	0.01	C74
Other endocrine	22	0.0	0.3	0.4	0.03	0.03	5	0.0	0.1	0.1	0.01	0.01	C75
Hodgkin lymphoma	73	0.1	1.1	0.7	0.04	0.06	56	0.1	0.8	0.6	0.04	0.05	C81
Non-Hodgkin lymphoma	1437	2.4	20.8	9.2	0.49	0.98	1281	3.0	17.3	6.5	0.39	0.70	C82-86,C96
Immunoproliferative diseases	246	0.4	3.6	1.8	0.12	0.20	217	0.5	2.9	1.4	0.09	0.16	C88
Multiple myeloma	350	0.6	5.1	1.8	0.07	0.19	389	0.9	5.3	1.6	0.07	0.19	C90
Lymphoid leukaemia	148	0.2	2.1	1.8	0.10	0.14	134	0.3	1.8	1.6	0.09	0.11	C91
Myeloid leukaemia	578	1.0	8.4	4.1	0.20	0.41	385	0.9	5.2	2.6	0.14	0.22	C92-94
Leukaemia unspecified	48	0.1	0.7	0.4	0.02	0.03	34	0.1	0.5	0.2	0.01	0.01	C95
Myeloproliferative disorders	100	0.2	1.4	0.7	0.04	0.07	78	0.2	1.1	0.4	0.02	0.04	MPD
Myelodysplastic syndromes	523	0.9	7.6	2.4	0.06	0.21	358	0.8	4.8	1.3	0.05	0.12	MDS
Other and unspecified	472	0.8	6.8	2.7	0.12	0.27	556	1.3	7.5	2.3	0.11	0.23	O&U
All sites	60488		876.8	347.8	16.39	41.13	43371		586.1	242.6	15.70	26.52	C00-96
All sites except C44	59521	100.0	862.7	342.9	16.20	40.64	42341	100.0	572.2	239.1	15.56	26.21	C00-96 exc. C44

† See note following population pyramid

Japan, Miyagi Prefecture

CONTRIBUTORS

Ichiro Tsuji
Seiki Kanemura
Kenji Kakazu



NOTES ON THE DATA

†C67 (bladder cancer) includes neoplasms of uncertain or unknown behaviour together with invasive cancers.

20 major cancers, ASR (World) per 100 000

<i>Male</i>		<i>Female</i>	
Stomach	62.9	Breast	58.5
Trachea, bronchus, and lung	44.2	Stomach	22.6
Prostate	42.0	Colon	19.6
Colon	26.7	Trachea, bronchus, and lung	16.4
Rectum	19.6	Thyroid	10.0
Oesophagus	14.3	Rectum	9.7
Bladder	13.6	Corpus uteri	9.6
Liver	13.6	Ovary	9.0
Pancreas	10.3	Cervix uteri	8.5
Kidney	8.3	Pancreas	7.1
Non-Hodgkin lymphoma	7.6	Non-Hodgkin lymphoma	5.7
Gallbladder etc.	7.0	Liver	5.2
Non-melanoma skin cancer	4.1	Gallbladder etc.	4.4
Myeloid leukaemia	3.7	Non-melanoma skin cancer	2.9
Other and unspecified	3.3	Kidney	2.9
Thyroid	3.0	Bladder	2.9
Brain and nervous system	2.9	Myeloid leukaemia	2.6
Larynx	2.6	Other and unspecified	2.3
Testis	2.5	Oesophagus	2.0
Lymphoid leukaemia	2.3	Brain and nervous system	1.9
All sites	319.7	All sites	218.8

Japan, Miyagi Prefecture (2008–2010)

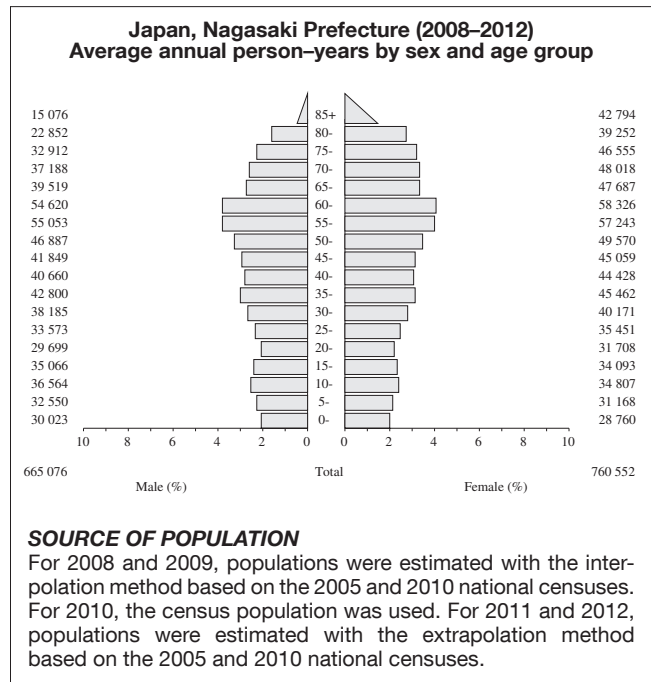
SITE	Male						Female						ICD-10
	No. cases	Freq. (%)	Crude rate (per 100 000)	ASR world	Cum. rates 0-64 (%)	0-74 (%)	No. cases	Freq. (%)	Crude rate (per 100 000)	ASR world	Cum. rates 0-64 (%)	0-74 (%)	
Lip	2	0.0	0.1	0.0	0.00	0.00	4	0.0	0.1	0.1	0.01	0.01	C00
Tongue	141	0.6	4.1	2.2	0.14	0.25	91	0.5	2.5	1.1	0.06	0.13	C01-02
Mouth	107	0.4	3.1	1.4	0.08	0.18	94	0.5	2.6	0.7	0.03	0.08	C03-06
Salivary glands	47	0.2	1.4	0.6	0.03	0.07	21	0.1	0.6	0.3	0.02	0.04	C07-08
Tonsil	19	0.1	0.6	0.3	0.01	0.03	4	0.0	0.1	0.1	0.01	0.01	C09
Other oropharynx	84	0.3	2.5	1.3	0.08	0.16	15	0.1	0.4	0.2	0.02	0.02	C10
Nasopharynx	29	0.1	0.8	0.5	0.05	0.05	6	0.0	0.2	0.1	0.01	0.01	C11
Hypopharynx	174	0.7	5.1	2.2	0.12	0.29	18	0.1	0.5	0.2	0.02	0.03	C12-13
Pharynx unspecified	6	0.0	0.2	0.1	0.00	0.01	0	0.0	0.0	0.0	0.00	0.00	C14
Oesophagus	1154	4.5	33.7	14.3	0.70	1.85	207	1.1	5.7	2.0	0.11	0.25	C15
Stomach	5228	20.5	152.6	62.9	2.89	7.86	2405	13.3	66.3	22.6	1.13	2.63	C16
Small intestine	82	0.3	2.4	1.1	0.05	0.13	51	0.3	1.4	0.5	0.02	0.05	C17
Colon	2217	8.7	64.7	26.7	1.22	3.16	2181	12.0	60.1	19.6	0.91	2.30	C18
Rectum	1444	5.7	42.2	19.6	1.18	2.44	902	5.0	24.9	9.7	0.59	1.15	C19-20
Anus	17	0.1	0.5	0.2	0.02	0.02	19	0.1	0.5	0.2	0.01	0.02	C21
Liver	1106	4.3	32.3	13.6	0.65	1.72	621	3.4	17.1	5.2	0.18	0.62	C22
Gallbladder etc.	661	2.6	19.3	7.0	0.24	0.78	652	3.6	18.0	4.4	0.15	0.45	C23-24
Pancreas	872	3.4	25.5	10.3	0.48	1.23	855	4.7	23.6	7.1	0.30	0.80	C25
Nose, sinuses etc.	74	0.3	2.2	1.0	0.05	0.12	34	0.2	0.9	0.3	0.02	0.03	C30-31
Larynx	211	0.8	6.2	2.6	0.13	0.34	14	0.1	0.4	0.2	0.01	0.02	C32
Trachea, bronchus, and lung	3915	15.3	114.3	44.2	1.78	5.08	1713	9.4	47.2	16.4	0.87	1.97	C33-34
Other thoracic organs	46	0.2	1.3	0.8	0.05	0.08	22	0.1	0.6	0.4	0.03	0.04	C37-38
Bone	33	0.1	1.0	0.7	0.04	0.05	27	0.1	0.7	0.7	0.04	0.05	C40-41
Melanoma of skin	41	0.2	1.2	0.6	0.04	0.06	43	0.2	1.2	0.5	0.03	0.05	C43
Other skin	359		10.5	4.1	0.17	0.42	347		9.6	2.9	0.13	0.28	C44
Mesothelioma	65	0.3	1.9	0.8	0.04	0.12	16	0.1	0.4	0.2	0.01	0.02	C45
Kaposi sarcoma	2	0.0	0.1	0.0	0.00	0.00	0	0.0	0.0	0.0	0.00	0.00	C46
Connective and soft tissue	102	0.4	3.0	1.7	0.12	0.18	62	0.3	1.7	1.1	0.08	0.11	C47+C49
Breast	28	0.1	0.8	0.3	0.01	0.04	3496	19.3	96.3	58.5	4.71	6.27	C50
Vulva							42	0.2	1.2	0.3	0.02	0.04	C51
Vagina							19	0.1	0.5	0.2	0.01	0.02	C52
Cervix uteri							450	2.5	12.4	8.5	0.66	0.80	C53
Corpus uteri							612	3.4	16.9	9.6	0.80	1.10	C54
Uterus unspecified							26	0.1	0.7	0.2	0.01	0.01	C55
Ovary							546	3.0	15.0	9.0	0.70	0.94	C56
Other female genital organs							14	0.1	0.4	0.2	0.02	0.03	C57
Placenta							1	0.0	0.0	0.0	0.00	0.00	C58
Penis	21	0.1	0.6	0.2	0.00	0.02							C60
Prostate	3661	14.3	106.9	42.0	1.48	5.59							C61
Testis	91	0.4	2.7	2.5	0.19	0.20							C62
Other male genital organs	17	0.1	0.5	0.2	0.01	0.02							C63
Kidney	560	2.2	16.3	8.3	0.57	0.96	239	1.3	6.6	2.9	0.18	0.33	C64
Renal pelvis	98	0.4	2.9	1.2	0.06	0.14	54	0.3	1.5	0.4	0.01	0.04	C65
Ureter	82	0.3	2.4	0.9	0.03	0.09	64	0.4	1.8	0.5	0.01	0.06	C66
†Bladder	1125	4.4	32.8	13.6	0.68	1.54	372	2.0	10.2	2.9	0.09	0.31	C67
Other urinary organs	11	0.0	0.3	0.1	0.01	0.02	12	0.1	0.3	0.1	0.00	0.01	C68
Eye	7	0.0	0.2	0.3	0.01	0.02	2	0.0	0.1	0.1	0.01	0.01	C69
Brain and nervous system	144	0.6	4.2	2.9	0.19	0.27	91	0.5	2.5	1.9	0.11	0.16	C70-72
Thyroid	185	0.7	5.4	3.0	0.21	0.34	574	3.2	15.8	10.0	0.78	1.06	C73
Adrenal gland	17	0.1	0.5	0.4	0.02	0.03	5	0.0	0.1	0.1	0.01	0.01	C74
Other endocrine	9	0.0	0.3	0.4	0.02	0.02	2	0.0	0.1	0.0	0.00	0.00	C75
Hodgkin lymphoma	28	0.1	0.8	0.7	0.04	0.06	19	0.1	0.5	0.6	0.03	0.04	C81
Non-Hodgkin lymphoma	554	2.2	16.2	7.6	0.44	0.78	496	2.7	13.7	5.7	0.36	0.63	C82-86,C96
Immunoproliferative diseases	33	0.1	1.0	0.4	0.02	0.05	58	0.3	1.6	0.7	0.04	0.08	C88
Multiple myeloma	153	0.6	4.5	1.7	0.08	0.19	178	1.0	4.9	1.6	0.08	0.18	C90
Lymphoid leukaemia	96	0.4	2.8	2.3	0.12	0.19	67	0.4	1.8	1.7	0.08	0.12	C91
Myeloid leukaemia	219	0.9	6.4	3.7	0.22	0.38	148	0.8	4.1	2.6	0.15	0.22	C92-94
Leukaemia unspecified	14	0.1	0.4	0.2	0.01	0.01	18	0.1	0.5	0.2	0.01	0.01	C95
Myeloproliferative disorders	47	0.2	1.4	0.6	0.03	0.07	38	0.2	1.0	0.4	0.02	0.05	MPD
Myelodysplastic syndromes	182	0.7	5.3	2.0	0.06	0.17	126	0.7	3.5	1.0	0.04	0.09	MDS
Other and unspecified	294	1.2	8.6	3.3	0.15	0.34	303	1.7	8.3	2.3	0.10	0.22	O&U
All sites	25914		756.5	319.7	15.02	38.23	18496		509.6	218.8	13.85	24.02	C00-96
All sites except C44	25555	100.0	746.1	315.5	14.85	37.82	18149	100.0	500.0	215.9	13.72	23.74	C00-96 exc. C44

† See note following population pyramid

Japan, Nagasaki Prefecture

CONTRIBUTORS

Midori Soda
Ichiro Sekine
Yasushi Makimoto
Masahiro Nakajima
Kotaro Ozasa



NOTES ON THE DATA

†C67 (bladder cancer) includes neoplasms of uncertain or unknown behaviour together with invasive cancers.

20 major cancers, ASR (World) per 100 000

<i>Male</i>		<i>Female</i>	
Stomach	54.1	Breast	56.4
Prostate	47.7	Colon	20.7
Trachea, bronchus, and lung	46.8	Stomach	19.1
Colon	29.9	Trachea, bronchus, and lung	17.1
Liver	21.2	Cervix uteri	12.4
Rectum	21.1	Thyroid	10.4
Bladder	15.9	Rectum	10.1
Oesophagus	11.6	Corpus uteri	9.9
Pancreas	10.1	Ovary	8.5
Non-Hodgkin lymphoma	8.2	Liver	7.4
Kidney	7.4	Pancreas	6.3
Non-melanoma skin cancer	7.0	Non-Hodgkin lymphoma	6.0
Gallbladder etc.	6.8	Non-melanoma skin cancer	5.0
Lymphoid leukaemia	4.6	Gallbladder etc.	4.7
Myeloid leukaemia	4.3	Lymphoid leukaemia	3.2
Thyroid	3.6	Bladder	3.2
Myelodysplastic syndromes	3.5	Kidney	3.0
Larynx	3.2	Myeloid leukaemia	2.3
Tongue	3.0	Myelodysplastic syndromes	2.3
Brain and nervous system	2.9	Oesophagus	1.8
All sites	341.2	All sites	227.2

Japan, Nagasaki Prefecture (2008–2012)

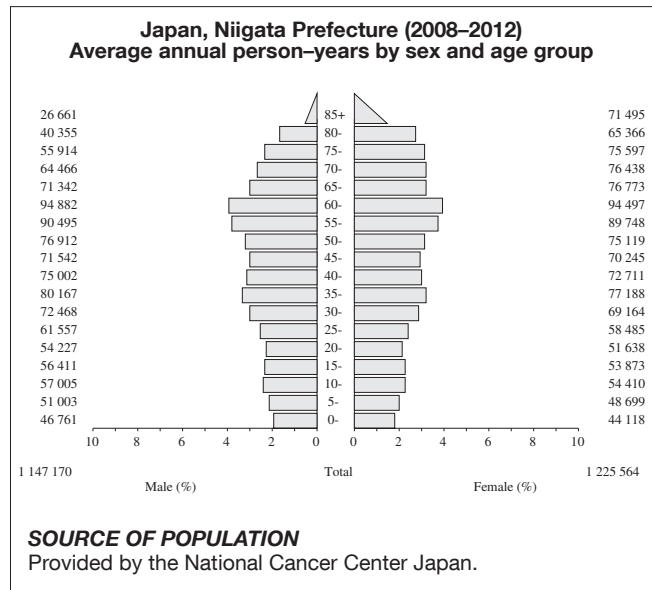
SITE	Male						Female						ICD-10
	No. cases	Freq. (%)	Crude rate (per 100 000)	ASR world	Cum. rates 0-64 (%)	0-74	No. cases	Freq. (%)	Crude rate (per 100 000)	ASR world	Cum. rates 0-64 (%)	0-74	
Lip	4	0.0	0.1	0.0	0.00	0.01	9	0.0	0.2	0.1	0.00	0.01	C00
Tongue	191	0.6	5.7	3.0	0.22	0.34	104	0.5	2.7	1.2	0.10	0.12	C01-02
Mouth	166	0.5	5.0	2.0	0.11	0.23	99	0.5	2.6	0.7	0.03	0.09	C03-06
Salivary glands	47	0.2	1.4	0.6	0.04	0.07	43	0.2	1.1	0.4	0.03	0.06	C07-08
Tonsil	19	0.1	0.6	0.3	0.02	0.03	6	0.0	0.2	0.1	0.01	0.01	C09
Other oropharynx	89	0.3	2.7	1.2	0.09	0.15	15	0.1	0.4	0.2	0.01	0.02	C10
Nasopharynx	28	0.1	0.8	0.5	0.04	0.06	19	0.1	0.5	0.2	0.02	0.02	C11
Hypopharynx	203	0.7	6.1	2.7	0.16	0.35	11	0.1	0.3	0.1	0.01	0.02	C12-13
Pharynx unspecified	6	0.0	0.2	0.1	0.01	0.01	3	0.0	0.1	0.0	0.00	0.00	C14
Oesophagus	929	3.1	27.9	11.6	0.68	1.57	180	0.8	4.7	1.8	0.13	0.21	C15
Stomach	5012	16.5	150.7	54.1	2.58	6.56	2426	11.1	63.8	19.1	1.03	2.18	C16
Small intestine	90	0.3	2.7	1.3	0.09	0.14	81	0.4	2.1	0.7	0.04	0.09	C17
Colon	2748	9.1	82.6	29.9	1.44	3.60	2704	12.4	71.1	20.7	1.11	2.36	C18
Rectum	1703	5.6	51.2	21.1	1.23	2.66	1056	4.8	27.8	10.1	0.64	1.19	C19-20
Anus	26	0.1	0.8	0.3	0.02	0.03	31	0.1	0.8	0.2	0.01	0.02	C21
Liver	1937	6.4	58.2	21.2	1.05	2.57	1090	5.0	28.7	7.4	0.29	0.85	C22
Gallbladder etc.	756	2.5	22.7	6.8	0.23	0.71	848	3.9	22.3	4.7	0.18	0.48	C23-24
Pancreas	954	3.1	28.7	10.1	0.48	1.18	932	4.3	24.5	6.3	0.28	0.69	C25
Nose, sinuses etc.	62	0.2	1.9	0.7	0.04	0.09	35	0.2	0.9	0.5	0.03	0.04	C30-31
Larynx	281	0.9	8.5	3.2	0.19	0.39	22	0.1	0.6	0.2	0.02	0.03	C32
Trachea, bronchus, and lung	4745	15.6	142.7	46.8	1.86	5.36	2279	10.4	59.9	17.1	0.84	2.04	C33-34
Other thoracic organs	74	0.2	2.2	1.3	0.09	0.13	42	0.2	1.1	0.7	0.05	0.06	C37-38
Bone	29	0.1	0.9	0.5	0.03	0.05	32	0.1	0.8	0.7	0.05	0.06	C40-41
Melanoma of skin	55	0.2	1.7	0.8	0.04	0.09	60	0.3	1.6	0.6	0.04	0.06	C43
Other skin	706		21.2	7.0	0.29	0.68	866		22.8	5.0	0.21	0.45	C44
Mesothelioma	122	0.4	3.7	1.3	0.06	0.15	25	0.1	0.7	0.2	0.02	0.03	C45
Kaposi sarcoma	1	0.0	0.0	0.0	0.00	0.00	0	0.0	0.0	0.0	0.00	0.00	C46
Connective and soft tissue	104	0.3	3.1	1.9	0.13	0.17	84	0.4	2.2	1.1	0.07	0.10	C47+C49
Breast	15	0.0	0.5	0.2	0.01	0.03	3859	17.7	101.5	56.4	4.57	6.11	C50
Vulva							65	0.3	1.7	0.4	0.01	0.04	C51
Vagina							17	0.1	0.4	0.2	0.01	0.02	C52
Cervix uteri							683	3.1	18.0	12.4	0.99	1.17	C53
Corpus uteri							663	3.0	17.4	9.9	0.84	1.06	C54
Uterus unspecified							31	0.1	0.8	0.2	0.01	0.02	C55
Ovary							547	2.5	14.4	8.5	0.67	0.86	C56
Other female genital organs							26	0.1	0.7	0.3	0.02	0.03	C57
Placenta							2	0.0	0.1	0.1	0.00	0.00	C58
Penis	26	0.1	0.8	0.2	0.01	0.03							C60
Prostate	4843	16.0	145.6	47.7	1.38	6.41							C61
Testis	70	0.2	2.1	2.2	0.16	0.17							C62
Other male genital organs	37	0.1	1.1	0.4	0.02	0.06							C63
Kidney	540	1.8	16.2	7.4	0.48	0.85	286	1.3	7.5	3.0	0.19	0.34	C64
Renal pelvis	138	0.5	4.1	1.4	0.08	0.16	72	0.3	1.9	0.5	0.02	0.05	C65
Ureter	94	0.3	2.8	0.9	0.03	0.10	83	0.4	2.2	0.5	0.02	0.06	C66
†Bladder	1573	5.2	47.3	15.9	0.66	1.81	454	2.1	11.9	3.2	0.14	0.35	C67
Other urinary organs	18	0.1	0.5	0.1	0.00	0.01	7	0.0	0.2	0.0	0.00	0.01	C68
Eye	6	0.0	0.2	0.3	0.01	0.01	7	0.0	0.2	0.3	0.01	0.01	C69
Brain and nervous system	165	0.5	5.0	2.9	0.16	0.27	115	0.5	3.0	1.7	0.12	0.17	C70-72
Thyroid	207	0.7	6.2	3.6	0.27	0.37	653	3.0	17.2	10.4	0.79	1.08	C73
Adrenal gland	6	0.0	0.2	0.1	0.00	0.00	2	0.0	0.1	0.0	0.00	0.00	C74
Other endocrine	7	0.0	0.2	0.3	0.01	0.02	4	0.0	0.1	0.1	0.00	0.01	C75
Hodgkin lymphoma	33	0.1	1.0	0.6	0.04	0.06	24	0.1	0.6	0.5	0.03	0.04	C81
Non-Hodgkin lymphoma	657	2.2	19.8	8.2	0.43	0.90	626	2.9	16.5	6.0	0.35	0.63	C82-86,C96
Immunoproliferative diseases	75	0.2	2.3	1.0	0.06	0.11	76	0.3	2.0	0.8	0.04	0.10	C88
Multiple myeloma	180	0.6	5.4	1.8	0.07	0.22	199	0.9	5.2	1.4	0.06	0.17	C90
Lymphoid leukaemia	334	1.1	10.0	4.6	0.23	0.47	318	1.5	8.4	3.2	0.18	0.33	C91
Myeloid leukaemia	296	1.0	8.9	4.3	0.23	0.43	198	0.9	5.2	2.3	0.15	0.22	C92-94
Leukaemia unspecified	11	0.0	0.3	0.2	0.01	0.02	15	0.1	0.4	0.1	0.01	0.01	C95
Myeloproliferative disorders	64	0.2	1.9	0.9	0.06	0.09	60	0.3	1.6	0.6	0.03	0.07	MPD
Myelodysplastic syndromes	348	1.1	10.5	3.5	0.12	0.38	267	1.2	7.0	2.3	0.11	0.19	MDS
Other and unspecified	214	0.7	6.4	2.3	0.11	0.24	232	1.1	6.1	1.8	0.09	0.16	O&U
All sites	31044		933.5	341.2	15.87	40.62	22693		596.8	227.2	14.74	24.62	C00-96
All sites except C44	30338	100.0	912.3	334.3	15.58	39.94	21827	100.0	574.0	222.2	14.53	24.17	C00-96 exc. C44

† See note following population pyramid

Japan, Niigata Prefecture

CONTRIBUTORS

Rintrou Narisawa
Kazuei Ogoshi
Michiko Naito
Minako Aoyama



NOTES ON THE DATA

†C67 (bladder cancer) includes neoplasms of uncertain or unknown behaviour together with invasive cancers.

20 major cancers, ASR (World) per 100 000

<i>Male</i>		<i>Female</i>	
Stomach	76.4	Breast	56.3
Trachea, bronchus, and lung	44.1	Stomach	26.4
Prostate	31.5	Colon	20.0
Colon	29.8	Trachea, bronchus, and lung	15.0
Rectum	20.8	Corpus uteri	10.1
Oesophagus	15.8	Ovary	9.8
Bladder	12.8	Rectum	9.3
Liver	12.3	Cervix uteri	9.0
Pancreas	11.7	Thyroid	6.8
Non-Hodgkin lymphoma	7.7	Pancreas	6.7
Gallbladder etc.	7.5	Non-Hodgkin lymphoma	5.8
Kidney	7.0	Gallbladder etc.	4.5
Myeloid leukaemia	4.3	Liver	3.8
Non-melanoma skin cancer	3.7	Kidney	2.8
Larynx	3.2	Non-melanoma skin cancer	2.7
Testis	3.2	Bladder	2.4
Other and unspecified	3.1	Other and unspecified	2.3
Thyroid	2.9	Brain and nervous system	2.1
Tongue	2.7	Myeloid leukaemia	2.1
Brain and nervous system	2.6	Oesophagus	2.0
All sites	328.6	All sites	214.6

Japan, Niigata Prefecture (2008–2012)

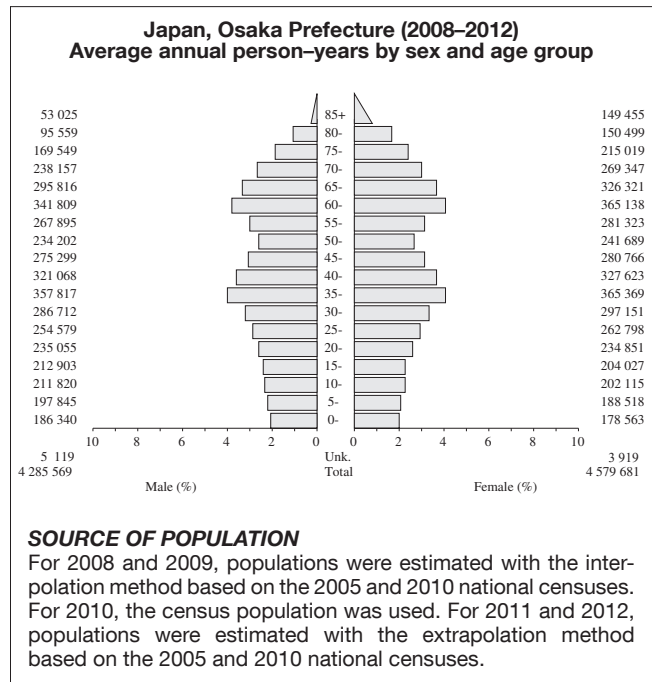
SITE	Male						Female						ICD-10
	No. cases	Freq. (%)	Crude rate (per 100 000)	ASR world	Cum. rates 0-64 (%)	0-74	No. cases	Freq. (%)	Crude rate (per 100 000)	ASR world	Cum. rates 0-64 (%)	0-74	
Lip	5	0.0	0.1	0.0	0.00	0.00	9	0.0	0.1	0.0	0.00	0.00	C00
Tongue	326	0.6	5.7	2.7	0.18	0.32	148	0.4	2.4	1.0	0.07	0.11	C01-02
Mouth	257	0.5	4.5	1.8	0.10	0.21	201	0.6	3.3	0.8	0.04	0.09	C03-06
Salivary glands	82	0.2	1.4	0.7	0.05	0.08	46	0.1	0.8	0.3	0.03	0.03	C07-08
Tonsil	18	0.0	0.3	0.2	0.01	0.02	6	0.0	0.1	0.1	0.00	0.01	C09
Other oropharynx	124	0.2	2.2	0.9	0.05	0.11	20	0.1	0.3	0.2	0.01	0.02	C10
Nasopharynx	55	0.1	1.0	0.5	0.03	0.06	20	0.1	0.3	0.2	0.01	0.02	C11
Hypopharynx	306	0.6	5.3	2.1	0.12	0.28	33	0.1	0.5	0.2	0.01	0.02	C12-13
Pharynx unspecified	12	0.0	0.2	0.1	0.01	0.01	3	0.0	0.0	0.0	0.00	0.00	C14
Oesophagus	2457	4.9	42.8	15.8	0.77	2.07	408	1.2	6.7	2.0	0.10	0.26	C15
Stomach	12062	23.9	210.3	76.4	3.69	9.53	5588	16.6	91.2	26.4	1.34	3.03	C16
Small intestine	192	0.4	3.3	1.3	0.07	0.15	124	0.4	2.0	0.8	0.06	0.09	C17
Colon	4682	9.3	81.6	29.8	1.44	3.60	4284	12.7	69.9	20.0	1.03	2.28	C18
Rectum	2900	5.7	50.6	20.8	1.28	2.58	1625	4.8	26.5	9.3	0.60	1.09	C19-20
Anus	44	0.1	0.8	0.4	0.02	0.04	39	0.1	0.6	0.2	0.01	0.02	C21
Liver	1901	3.8	33.1	12.3	0.60	1.49	993	2.9	16.2	3.8	0.14	0.43	C22
Gallbladder etc.	1475	2.9	25.7	7.5	0.22	0.76	1448	4.3	23.6	4.5	0.13	0.43	C23-24
Pancreas	1927	3.8	33.6	11.7	0.55	1.38	1644	4.9	26.8	6.7	0.30	0.75	C25
Nose, sinuses etc.	121	0.2	2.1	0.8	0.05	0.10	58	0.2	0.9	0.3	0.02	0.03	C30-31
Larynx	503	1.0	8.8	3.2	0.16	0.43	36	0.1	0.6	0.2	0.01	0.03	C32
Trachea, bronchus, and lung	7815	15.5	136.2	44.1	1.78	5.07	3078	9.1	50.2	15.0	0.79	1.83	C33-34
Other thoracic organs	89	0.2	1.6	0.9	0.07	0.09	48	0.1	0.8	0.4	0.02	0.04	C37-38
Bone	63	0.1	1.1	0.7	0.04	0.06	50	0.1	0.8	0.8	0.05	0.05	C40-41
Melanoma of skin	62	0.1	1.1	0.5	0.03	0.05	65	0.2	1.1	0.4	0.03	0.05	C43
Other skin	638		11.1	3.7	0.15	0.38	646		10.5	2.7	0.14	0.26	C44
Mesothelioma	97	0.2	1.7	0.7	0.04	0.09	23	0.1	0.4	0.1	0.00	0.01	C45
Kaposi sarcoma	0	0.0	0.0	0.0	0.00	0.00	0	0.0	0.0	0.0	0.00	0.00	C46
Connective and soft tissue	161	0.3	2.8	1.6	0.10	0.14	107	0.3	1.7	1.2	0.08	0.11	C47+C49
Breast	37	0.1	0.6	0.2	0.01	0.02	5833	17.3	95.2	56.3	4.61	6.03	C50
Vulva							90	0.3	1.5	0.4	0.02	0.04	C51
Vagina							38	0.1	0.6	0.2	0.02	0.03	C52
Cervix uteri							733	2.2	12.0	9.0	0.73	0.82	C53
Corpus uteri							1080	3.2	17.6	10.1	0.85	1.13	C54
Uterus unspecified							32	0.1	0.5	0.1	0.01	0.01	C55
Ovary							1012	3.0	16.5	9.8	0.77	1.01	C56
Other female genital organs							32	0.1	0.5	0.2	0.02	0.03	C57
Placenta							1	0.0	0.0	0.0	0.00	0.00	C58
Penis	43	0.1	0.7	0.3	0.01	0.03							C60
Prostate	5340	10.6	93.1	31.5	1.05	4.28							C61
Testis	178	0.4	3.1	3.2	0.24	0.25							C62
Other male genital organs	42	0.1	0.7	0.2	0.01	0.03							C63
Kidney	908	1.8	15.8	7.0	0.47	0.85	438	1.3	7.1	2.8	0.18	0.33	C64
Renal pelvis	272	0.5	4.7	1.6	0.07	0.17	107	0.3	1.7	0.4	0.02	0.04	C65
Ureter	212	0.4	3.7	1.2	0.04	0.14	132	0.4	2.2	0.5	0.01	0.06	C66
†Bladder	2155	4.3	37.6	12.8	0.58	1.44	602	1.8	9.8	2.4	0.11	0.26	C67
Other urinary organs	17	0.0	0.3	0.1	0.00	0.01	8	0.0	0.1	0.0	0.00	0.00	C68
Eye	13	0.0	0.2	0.2	0.01	0.02	14	0.0	0.2	0.3	0.02	0.02	C69
Brain and nervous system	221	0.4	3.9	2.6	0.16	0.24	208	0.6	3.4	2.1	0.14	0.20	C70-72
Thyroid	274	0.5	4.8	2.9	0.23	0.30	628	1.9	10.2	6.8	0.53	0.66	C73
Adrenal gland	18	0.0	0.3	0.4	0.02	0.02	10	0.0	0.2	0.2	0.01	0.01	C74
Other endocrine	11	0.0	0.2	0.2	0.01	0.02	6	0.0	0.1	0.1	0.01	0.01	C75
Hodgkin lymphoma	56	0.1	1.0	0.6	0.04	0.06	39	0.1	0.6	0.5	0.03	0.04	C81
Non-Hodgkin lymphoma	1084	2.1	18.9	7.7	0.45	0.85	951	2.8	15.5	5.8	0.36	0.63	C82-86,C96
Immunoproliferative diseases	89	0.2	1.6	0.7	0.05	0.08	83	0.2	1.4	0.6	0.03	0.07	C88
Multiple myeloma	295	0.6	5.1	1.8	0.09	0.21	285	0.8	4.7	1.2	0.06	0.14	C90
Lymphoid leukaemia	133	0.3	2.3	2.3	0.12	0.16	93	0.3	1.5	1.5	0.09	0.11	C91
Myeloid leukaemia	469	0.9	8.2	4.3	0.26	0.42	263	0.8	4.3	2.1	0.12	0.19	C92-94
Leukaemia unspecified	26	0.1	0.5	0.2	0.01	0.01	41	0.1	0.7	0.1	0.00	0.01	C95
Myeloproliferative disorders	41	0.1	0.7	0.3	0.02	0.03	48	0.1	0.8	0.3	0.02	0.02	MPD
Myelodysplastic syndromes	328	0.6	5.7	1.9	0.07	0.19	209	0.6	3.4	0.8	0.04	0.07	MDS
Other and unspecified	517	1.0	9.0	3.1	0.13	0.31	563	1.7	9.2	2.3	0.12	0.23	O&U
All sites	51153		891.8	328.6	15.78	39.22	34329		560.2	214.6	13.92	23.27	C00-96
All sites except C44	50515	100.0	880.7	325.0	15.63	38.84	33683	100.0	549.7	211.9	13.78	23.01	C00-96 exc. C44

† See note following population pyramid

Japan, Osaka Prefecture

CONTRIBUTORS

Nariaki Matsuura
Isao Miyashiro
Kayo Nakata
Toshitaka Morishima
Takatoshi Akasaka
Toshiaki Hakui
Kazuko Kamiya



NOTES ON THE DATA

†C67 (bladder cancer) includes neoplasms of uncertain or unknown behaviour together with invasive cancers.

20 major cancers, ASR (World) per 100 000

<i>Male</i>		<i>Female</i>	
Stomach	55.2	Breast	54.8
Trachea, bronchus, and lung	47.1	Stomach	20.1
Prostate	34.4	Colon	18.4
Colon	26.6	Trachea, bronchus, and lung	17.7
Liver	23.5	Cervix uteri	10.3
Rectum	19.3	Corpus uteri	9.6
Bladder	14.7	Rectum	9.3
Oesophagus	13.1	Liver	8.2
Pancreas	11.1	Ovary	7.9
Non-Hodgkin lymphoma	8.5	Thyroid	7.3
Kidney	7.7	Pancreas	7.2
Gallbladder etc.	5.8	Non-Hodgkin lymphoma	5.7
Myeloid leukaemia	4.1	Gallbladder etc.	3.8
Non-melanoma skin cancer	3.8	Bladder	3.0
Other and unspecified	3.4	Other and unspecified	2.8
Larynx	3.2	Kidney	2.7
Brain and nervous system	2.9	Myeloid leukaemia	2.7
Testis	2.6	Non-melanoma skin cancer	2.6
Thyroid	2.5	Oesophagus	2.3
Hypopharynx	2.5	Brain and nervous system	2.3
All sites	318.1	All sites	214.7

Japan, Osaka Prefecture (2008–2012)

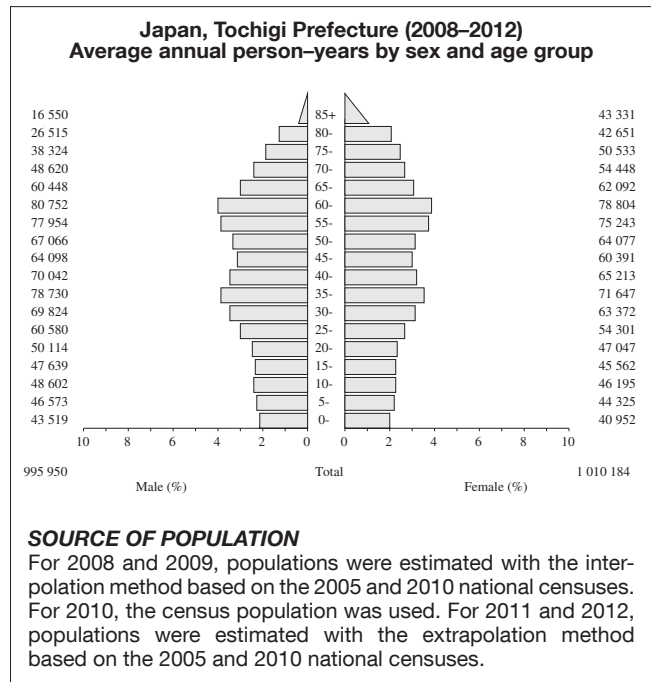
SITE	Male						Female						ICD-10
	No. cases	Freq. (%)	Crude rate (per 100 000)	ASR world	Cum. rates 0-64 (%)	0-74 (%)	No. cases	Freq. (%)	Crude rate (per 100 000)	ASR world	Cum. rates 0-64 (%)	0-74 (%)	
Lip	14	0.0	0.1	0.0	0.00	0.00	19	0.0	0.1	0.0	0.00	0.00	C00
Tongue	960	0.6	4.5	2.4	0.17	0.28	499	0.4	2.2	1.1	0.07	0.11	C01-02
Mouth	836	0.5	3.9	1.7	0.09	0.20	641	0.6	2.8	0.9	0.04	0.09	C03-06
Salivary glands	249	0.2	1.2	0.6	0.04	0.07	170	0.2	0.7	0.4	0.03	0.04	C07-08
Tonsil	187	0.1	0.9	0.5	0.03	0.06	61	0.1	0.3	0.1	0.01	0.01	C09
Other oropharynx	470	0.3	2.2	1.0	0.07	0.14	103	0.1	0.4	0.2	0.02	0.02	C10
Nasopharynx	206	0.1	1.0	0.6	0.04	0.06	76	0.1	0.3	0.2	0.01	0.02	C11
Hypopharynx	1183	0.7	5.5	2.5	0.14	0.32	121	0.1	0.5	0.3	0.02	0.03	C12-13
Pharynx unspecified	85	0.1	0.4	0.2	0.00	0.01	15	0.0	0.1	0.0	0.00	0.00	C14
Oesophagus	6425	4.0	30.0	13.1	0.71	1.73	1297	1.2	5.7	2.3	0.14	0.29	C15
Stomach	28820	18.0	134.5	55.2	2.54	6.62	13010	11.7	56.8	20.1	1.02	2.27	C16
Small intestine	610	0.4	2.8	1.3	0.07	0.15	382	0.3	1.7	0.7	0.04	0.08	C17
Colon	13854	8.6	64.7	26.6	1.21	3.13	12071	10.9	52.7	18.4	0.93	2.05	C18
Rectum	9038	5.6	42.2	19.3	1.14	2.41	5158	4.6	22.5	9.3	0.58	1.11	C19-20
Anus	154	0.1	0.7	0.3	0.02	0.04	174	0.2	0.8	0.3	0.02	0.03	C21
Liver	12361	7.7	57.7	23.5	1.06	2.72	6210	5.6	27.1	8.2	0.27	0.93	C22
Gallbladder etc.	3271	2.0	15.3	5.8	0.21	0.62	3096	2.8	13.5	3.8	0.13	0.38	C23-24
Pancreas	5748	3.6	26.8	11.1	0.51	1.33	5131	4.6	22.4	7.2	0.31	0.81	C25
Nose, sinuses etc.	371	0.2	1.7	0.8	0.05	0.10	203	0.2	0.9	0.4	0.02	0.04	C30-31
Larynx	1636	1.0	7.6	3.2	0.17	0.41	132	0.1	0.6	0.2	0.01	0.03	C32
Trachea, bronchus, and lung	25762	16.1	120.2	47.1	1.84	5.31	11901	10.7	52.0	17.7	0.84	2.02	C33-34
Other thoracic organs	307	0.2	1.4	0.8	0.05	0.09	264	0.2	1.2	0.6	0.04	0.06	C37-38
Bone	176	0.1	0.8	0.7	0.04	0.06	128	0.1	0.6	0.4	0.03	0.04	C40-41
Melanoma of skin	201	0.1	0.9	0.5	0.03	0.05	220	0.2	1.0	0.5	0.03	0.05	C43
Other skin	1955		9.1	3.8	0.16	0.39	1809		7.9	2.6	0.12	0.26	C44
Mesothelioma	580	0.4	2.7	1.1	0.05	0.14	161	0.1	0.7	0.2	0.01	0.03	C45
Kaposi sarcoma	20	0.0	0.1	0.1	0.01	0.01	0	0.0	0.0	0.0	0.00	0.00	C46
Connective and soft tissue	465	0.3	2.2	1.3	0.07	0.13	372	0.3	1.6	1.0	0.06	0.09	C47+C49
Breast	150	0.1	0.7	0.3	0.02	0.03	21499	19.4	93.9	54.8	4.36	5.92	C50
Vulva							256	0.2	1.1	0.4	0.02	0.04	C51
Vagina							109	0.1	0.5	0.2	0.01	0.02	C52
Cervix uteri							3545	3.2	15.5	10.3	0.82	1.01	C53
Corpus uteri							3753	3.4	16.4	9.6	0.81	1.08	C54
Uterus unspecified							247	0.2	1.1	0.3	0.02	0.03	C55
Ovary							3007	2.7	13.1	7.9	0.63	0.82	C56
Other female genital organs							98	0.1	0.4	0.2	0.01	0.02	C57
Placenta							9	0.0	0.0	0.0	0.00	0.00	C58
Penis	127	0.1	0.6	0.2	0.01	0.02							C60
Prostate	19913	12.4	92.9	34.4	0.98	4.45							C61
Testis	605	0.4	2.8	2.6	0.19	0.20							C62
Other male genital organs	161	0.1	0.8	0.3	0.01	0.04							C63
Kidney	3424	2.1	16.0	7.7	0.48	0.88	1433	1.3	6.3	2.7	0.16	0.31	C64
Renal pelvis	707	0.4	3.3	1.3	0.05	0.15	319	0.3	1.4	0.4	0.02	0.05	C65
Ureter	568	0.4	2.7	1.0	0.03	0.10	329	0.3	1.4	0.4	0.01	0.04	C66
†Bladder	7901	4.9	36.9	14.7	0.60	1.62	2144	1.9	9.4	3.0	0.13	0.32	C67
Other urinary organs	60	0.0	0.3	0.1	0.00	0.01	55	0.0	0.2	0.1	0.00	0.01	C68
Eye	49	0.0	0.2	0.2	0.01	0.02	44	0.0	0.2	0.3	0.01	0.02	C69
Brain and nervous system	901	0.6	4.2	2.9	0.18	0.26	772	0.7	3.4	2.3	0.14	0.20	C70-72
Thyroid	974	0.6	4.5	2.5	0.18	0.28	2892	2.6	12.6	7.3	0.54	0.79	C73
Adrenal gland	55	0.0	0.3	0.2	0.01	0.02	55	0.0	0.2	0.4	0.02	0.02	C74
Other endocrine	53	0.0	0.2	0.3	0.01	0.02	45	0.0	0.2	0.2	0.01	0.01	C75
Hodgkin lymphoma	263	0.2	1.2	0.8	0.05	0.08	140	0.1	0.6	0.4	0.03	0.04	C81
Non-Hodgkin lymphoma	3838	2.4	17.9	8.5	0.46	0.91	3221	2.9	14.1	5.7	0.34	0.63	C82-86,C96
Immunoproliferative diseases	307	0.2	1.4	0.7	0.04	0.07	283	0.3	1.2	0.6	0.03	0.07	C88
Multiple myeloma	829	0.5	3.9	1.6	0.07	0.18	795	0.7	3.5	1.2	0.05	0.13	C90
Lymphoid leukaemia	621	0.4	2.9	2.4	0.13	0.20	548	0.5	2.4	1.9	0.11	0.16	C91
Myeloid leukaemia	1519	0.9	7.1	4.1	0.23	0.40	1003	0.9	4.4	2.7	0.16	0.23	C92-94
Leukaemia unspecified	108	0.1	0.5	0.3	0.01	0.02	83	0.1	0.4	0.2	0.01	0.01	C95
Myeloproliferative disorders	230	0.1	1.1	0.5	0.02	0.06	209	0.2	0.9	0.4	0.02	0.04	MPD
Myelodysplastic syndromes	1181	0.7	5.5	2.2	0.08	0.21	687	0.6	3.0	1.0	0.04	0.08	MDS
Other and unspecified	1685	1.1	7.9	3.4	0.15	0.34	1889	1.7	8.2	2.8	0.14	0.28	O&U
All sites	162173		756.8	318.1	14.54	37.12	112893		493.0	214.7	13.44	23.26	C00-96
All sites except C44	160218	100.0	747.7	314.3	14.38	36.73	111084	100.0	485.1	212.2	13.32	23.01	C00-96 exc. C44

† See note following population pyramid

Japan, Tochigi Prefecture

CONTRIBUTORS

Izumi Oki
Hideaki Shimizu



NOTES ON THE DATA

†C67 (bladder cancer) includes neoplasms of uncertain or unknown behaviour together with invasive cancers.

20 major cancers, ASR (World) per 100 000

<i>Male</i>		<i>Female</i>	
Stomach	53.0	Breast	53.6
Prostate	41.3	Stomach	19.6
Trachea, bronchus, and lung	39.9	Colon	17.9
Colon	26.6	Trachea, bronchus, and lung	13.9
Liver	18.5	Cervix uteri	12.7
Rectum	18.4	Corpus uteri	11.0
Bladder	11.6	Ovary	9.5
Oesophagus	9.6	Rectum	8.4
Pancreas	9.6	Thyroid	7.6
Non-Hodgkin lymphoma	8.2	Pancreas	6.6
Kidney	6.7	Liver	6.3
Gallbladder etc.	6.7	Non-Hodgkin lymphoma	5.9
Myeloid leukaemia	4.6	Gallbladder etc.	4.5
Non-melanoma skin cancer	4.6	Non-melanoma skin cancer	3.0
Brain and nervous system	3.1	Kidney	3.0
Other and unspecified	2.9	Bladder	2.7
Larynx	2.8	Brain and nervous system	2.3
Thyroid	2.8	Myeloid leukaemia	2.2
Testis	2.7	Other and unspecified	2.2
Myelodysplastic syndromes	2.5	Lymphoid leukaemia	1.8
All sites	300.2	All sites	209.8

Japan, Tochigi Prefecture (2008–2012)

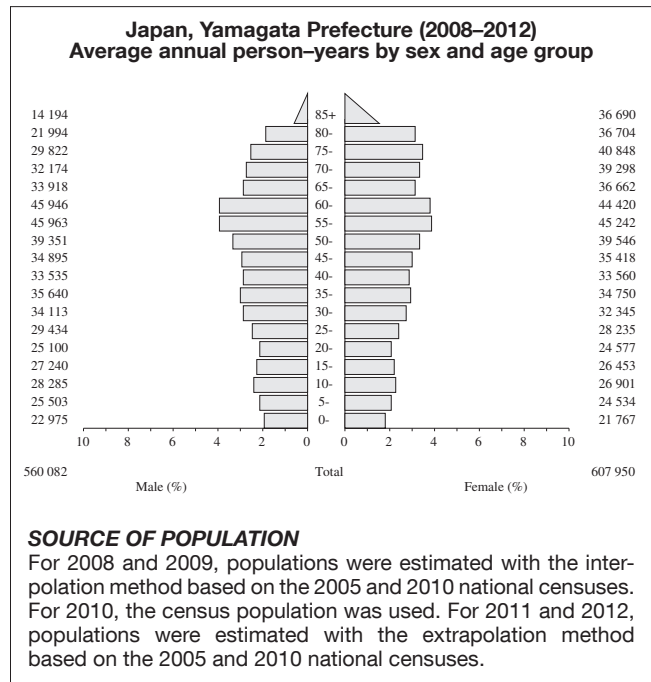
SITE	Male						Female						ICD-10
	No. cases	Freq. (%)	Crude rate (per 100 000)	ASR world	Cum. rates 0-64 (%)	0-74	No. cases	Freq. (%)	Crude rate (per 100 000)	ASR world	Cum. rates 0-64 (%)	0-74	
Lip	9	0.0	0.2	0.1	0.00	0.01	4	0.0	0.1	0.0	0.00	0.00	C00
Tongue	200	0.6	4.0	2.1	0.14	0.24	111	0.5	2.2	1.1	0.07	0.12	C01-02
Mouth	164	0.5	3.3	1.4	0.07	0.16	156	0.6	3.1	0.9	0.05	0.10	C03-06
Salivary glands	62	0.2	1.2	0.7	0.05	0.08	45	0.2	0.9	0.5	0.03	0.04	C07-08
Tonsil	46	0.1	0.9	0.5	0.04	0.06	12	0.0	0.2	0.1	0.01	0.02	C09
Other oropharynx	70	0.2	1.4	0.6	0.04	0.07	14	0.1	0.3	0.1	0.01	0.02	C10
Nasopharynx	40	0.1	0.8	0.5	0.03	0.05	11	0.0	0.2	0.1	0.01	0.01	C11
Hypopharynx	193	0.5	3.9	1.7	0.08	0.24	17	0.1	0.3	0.2	0.02	0.02	C12-13
Pharynx unspecified	14	0.0	0.3	0.1	0.00	0.01	3	0.0	0.1	0.0	0.00	0.00	C14
Oesophagus	1177	3.3	23.6	9.6	0.43	1.26	250	1.0	4.9	1.6	0.08	0.18	C15
Stomach	6674	18.7	134.0	53.0	2.29	6.33	3023	12.3	59.9	19.6	1.02	2.18	C16
Small intestine	118	0.3	2.4	1.0	0.05	0.13	66	0.3	1.3	0.5	0.03	0.07	C17
Colon	3258	9.1	65.4	26.6	1.25	3.11	2742	11.2	54.3	17.9	0.89	2.06	C18
Rectum	2055	5.8	41.3	18.4	1.07	2.27	1122	4.6	22.2	8.4	0.50	0.96	C19-20
Anus	34	0.1	0.7	0.3	0.01	0.04	25	0.1	0.5	0.2	0.01	0.02	C21
Liver	2248	6.3	45.1	18.5	0.86	2.32	1065	4.3	21.1	6.3	0.24	0.74	C22
Gallbladder etc.	933	2.6	18.7	6.7	0.22	0.70	966	3.9	19.1	4.5	0.13	0.45	C23-24
Pancreas	1201	3.4	24.1	9.6	0.42	1.10	1160	4.7	23.0	6.6	0.27	0.73	C25
Nose, sinuses etc.	78	0.2	1.6	0.7	0.04	0.09	50	0.2	1.0	0.3	0.01	0.03	C30-31
Larynx	346	1.0	6.9	2.8	0.14	0.36	19	0.1	0.4	0.1	0.01	0.02	C32
Trachea, bronchus, and lung	5305	14.9	106.5	39.9	1.47	4.50	2133	8.7	42.2	13.9	0.67	1.66	C33-34
Other thoracic organs	76	0.2	1.5	0.9	0.06	0.09	47	0.2	0.9	0.5	0.03	0.04	C37-38
Bone	30	0.1	0.6	0.6	0.03	0.04	34	0.1	0.7	0.5	0.03	0.04	C40-41
Melanoma of skin	57	0.2	1.1	0.6	0.03	0.06	52	0.2	1.0	0.5	0.03	0.05	C43
Other skin	582		11.7	4.6	0.20	0.44	528		10.5	3.0	0.14	0.28	C44
Mesothelioma	59	0.2	1.2	0.5	0.02	0.06	15	0.1	0.3	0.1	0.01	0.01	C45
Kaposi sarcoma	0	0.0	0.0	0.0	0.00	0.00	1	0.0	0.0	0.0	0.00	0.00	C46
Connective and soft tissue	97	0.3	1.9	1.1	0.06	0.10	77	0.3	1.5	0.8	0.05	0.07	C47+C49
Breast	40	0.1	0.8	0.3	0.01	0.03	4663	19.0	92.3	53.6	4.26	5.84	C50
Vulva							51	0.2	1.0	0.3	0.01	0.04	C51
Vagina							16	0.1	0.3	0.1	0.01	0.01	C52
Cervix uteri							915	3.7	18.1	12.7	1.03	1.22	C53
Corpus uteri							987	4.0	19.5	11.0	0.92	1.23	C54
Uterus unspecified							66	0.3	1.3	0.3	0.01	0.02	C55
Ovary							789	3.2	15.6	9.5	0.75	0.99	C56
Other female genital organs							17	0.1	0.3	0.2	0.01	0.02	C57
Placenta							9	0.0	0.2	0.2	0.01	0.01	C58
Penis	27	0.1	0.5	0.2	0.01	0.02							C60
Prostate	5425	15.2	108.9	41.3	1.28	5.45							C61
Testis	148	0.4	3.0	2.7	0.21	0.22							C62
Other male genital organs	30	0.1	0.6	0.3	0.01	0.03							C63
Kidney	712	2.0	14.3	6.7	0.41	0.77	339	1.4	6.7	3.0	0.18	0.33	C64
Renal pelvis	131	0.4	2.6	1.0	0.04	0.12	66	0.3	1.3	0.3	0.01	0.04	C65
Ureter	127	0.4	2.6	0.9	0.03	0.11	75	0.3	1.5	0.4	0.01	0.04	C66
†Bladder	1484	4.2	29.8	11.6	0.50	1.31	481	2.0	9.5	2.7	0.10	0.31	C67
Other urinary organs	19	0.1	0.4	0.1	0.00	0.01	20	0.1	0.4	0.1	0.00	0.01	C68
Eye	6	0.0	0.1	0.1	0.01	0.01	7	0.0	0.1	0.1	0.00	0.01	C69
Brain and nervous system	204	0.6	4.1	3.1	0.19	0.26	139	0.6	2.8	2.3	0.14	0.18	C70-72
Thyroid	232	0.6	4.7	2.8	0.20	0.29	596	2.4	11.8	7.6	0.58	0.77	C73
Adrenal gland	14	0.0	0.3	0.5	0.02	0.03	16	0.1	0.3	0.4	0.02	0.02	C74
Other endocrine	9	0.0	0.2	0.2	0.01	0.01	4	0.0	0.1	0.1	0.00	0.00	C75
Hodgkin lymphoma	49	0.1	1.0	0.8	0.05	0.08	21	0.1	0.4	0.4	0.03	0.03	C81
Non-Hodgkin lymphoma	870	2.4	17.5	8.2	0.44	0.92	725	3.0	14.4	5.9	0.35	0.66	C82-86,C96
Immunoproliferative diseases	90	0.3	1.8	0.9	0.04	0.11	92	0.4	1.8	0.9	0.07	0.11	C88
Multiple myeloma	262	0.7	5.3	2.1	0.10	0.24	235	1.0	4.7	1.4	0.07	0.16	C90
Lymphoid leukaemia	118	0.3	2.4	2.4	0.13	0.17	89	0.4	1.8	1.8	0.09	0.13	C91
Myeloid leukaemia	367	1.0	7.4	4.6	0.28	0.43	215	0.9	4.3	2.2	0.15	0.23	C92-94
Leukaemia unspecified	49	0.1	1.0	0.4	0.01	0.02	27	0.1	0.5	0.2	0.00	0.01	C95
Myeloproliferative disorders	61	0.2	1.2	0.6	0.03	0.07	61	0.2	1.2	0.6	0.04	0.06	MPD
Myelodysplastic syndromes	320	0.9	6.4	2.5	0.09	0.22	200	0.8	4.0	1.2	0.05	0.11	MDS
Other and unspecified	366	1.0	7.3	2.9	0.12	0.30	365	1.5	7.2	2.2	0.11	0.21	O&U
All sites	36286		728.7	300.2	13.35	35.17	25034		495.6	209.8	13.37	22.73	C00-96
All sites except C44	35704	100.0	717.0	295.6	13.15	34.73	24506	100.0	485.2	206.9	13.23	22.45	C00-96 exc. C44

† See note following population pyramid

Japan, Yamagata Prefecture

CONTRIBUTORS

Akiko Shibata



NOTES ON THE DATA

†C67 (bladder cancer) includes neoplasms of uncertain or unknown behaviour together with invasive cancers.

20 major cancers, ASR (World) per 100 000

<i>Male</i>		<i>Female</i>	
Stomach	77.4	Breast	56.3
Trachea, bronchus, and lung	42.2	Stomach	27.1
Prostate	39.9	Colon	19.2
Colon	28.1	Trachea, bronchus, and lung	15.0
Rectum	20.7	Cervix uteri	10.9
Oesophagus	13.2	Corpus uteri	10.4
Liver	13.1	Thyroid	9.3
Bladder	12.4	Ovary	8.5
Pancreas	10.4	Rectum	8.0
Non-Hodgkin lymphoma	8.0	Pancreas	6.9
Kidney	7.9	Non-Hodgkin lymphoma	6.1
Gallbladder etc.	7.3	Liver	4.9
Non-melanoma skin cancer	4.3	Gallbladder etc.	4.9
Myeloid leukaemia	3.5	Myeloid leukaemia	3.6
Testis	3.3	Bladder	2.8
Other and unspecified	3.0	Kidney	2.7
Larynx	2.9	Non-melanoma skin cancer	2.6
Brain and nervous system	2.8	Other and unspecified	2.4
Thyroid	2.5	Brain and nervous system	2.2
Multiple myeloma	2.1	Oesophagus	1.8
All sites	328.7	All sites	221.9

Japan, Yamagata Prefecture (2008–2012)

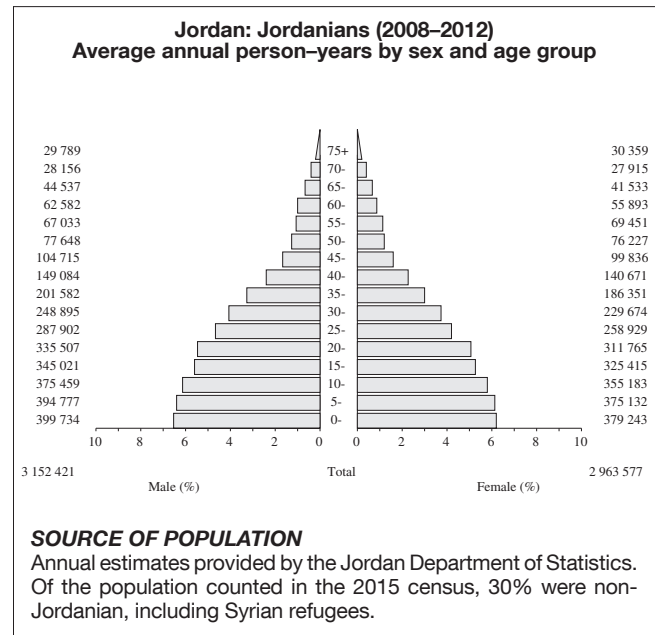
SITE	Male						Female						ICD-10
	No. cases	Freq. (%)	Crude rate (per 100 000)	ASR world	Cum. rates 0-64 0-74 (%)		No. cases	Freq. (%)	Crude rate (per 100 000)	ASR world	Cum. rates 0-64 0-74 (%)		
Lip	3	0.0	0.1	0.1	0.01	0.01	2	0.0	0.1	0.0	0.00	0.00	C00
Tongue	103	0.4	3.7	1.9	0.13	0.21	67	0.4	2.2	1.0	0.07	0.10	C01-02
Mouth	125	0.5	4.5	1.7	0.10	0.19	94	0.5	3.1	0.7	0.04	0.08	C03-06
Salivary glands	42	0.2	1.5	0.7	0.05	0.07	36	0.2	1.2	0.5	0.04	0.06	C07-08
Tonsil	15	0.1	0.5	0.2	0.02	0.03	5	0.0	0.2	0.0	0.00	0.00	C09
Other oropharynx	61	0.2	2.2	0.9	0.06	0.10	15	0.1	0.5	0.2	0.02	0.03	C10
Nasopharynx	32	0.1	1.1	0.7	0.04	0.07	10	0.1	0.3	0.2	0.02	0.02	C11
Hypopharynx	117	0.4	4.2	1.6	0.10	0.19	18	0.1	0.6	0.3	0.02	0.03	C12-13
Pharynx unspecified	9	0.0	0.3	0.1	0.00	0.01	2	0.0	0.1	0.0	0.00	0.00	C14
Oesophagus	1029	3.9	36.7	13.2	0.63	1.73	193	1.1	6.3	1.8	0.10	0.21	C15
Stomach	6228	23.8	222.4	77.4	3.84	9.43	3077	16.8	101.2	27.1	1.39	3.09	C16
Small intestine	98	0.4	3.5	1.5	0.09	0.18	59	0.3	1.9	0.6	0.03	0.07	C17
Colon	2257	8.6	80.6	28.1	1.49	3.28	2236	12.2	73.6	19.2	0.90	2.21	C18
Rectum	1422	5.4	50.8	20.7	1.22	2.53	760	4.2	25.0	8.0	0.49	0.91	C19-20
Anus	21	0.1	0.7	0.3	0.02	0.03	29	0.2	1.0	0.3	0.01	0.03	C21
Liver	1120	4.3	40.0	13.1	0.57	1.58	702	3.8	23.1	4.9	0.13	0.55	C22
Gallbladder etc.	726	2.8	25.9	7.3	0.23	0.77	844	4.6	27.8	4.9	0.13	0.47	C23-24
Pancreas	909	3.5	32.5	10.4	0.45	1.21	887	4.9	29.2	6.9	0.31	0.76	C25
Nose, sinuses etc.	70	0.3	2.5	1.0	0.06	0.09	36	0.2	1.2	0.3	0.01	0.04	C30-31
Larynx	224	0.9	8.0	2.9	0.15	0.39	9	0.0	0.3	0.1	0.01	0.01	C32
Trachea, bronchus, and lung	3904	14.9	139.4	42.2	1.63	4.78	1659	9.1	54.6	15.0	0.77	1.79	C33-34
Other thoracic organs	53	0.2	1.9	1.0	0.06	0.10	25	0.1	0.8	0.5	0.03	0.05	C37-38
Bone	27	0.1	1.0	0.8	0.05	0.07	31	0.2	1.0	0.9	0.06	0.06	C40-41
Melanoma of skin	45	0.2	1.6	0.8	0.05	0.07	37	0.2	1.2	0.5	0.04	0.05	C43
Other skin	410		14.6	4.3	0.17	0.40	404		13.3	2.6	0.10	0.25	C44
Mesothelioma	35	0.1	1.2	0.4	0.02	0.06	10	0.1	0.3	0.1	0.01	0.02	C45
Kaposi sarcoma	0	0.0	0.0	0.0	0.00	0.00	0	0.0	0.0	0.0	0.00	0.00	C46
Connective and soft tissue	57	0.2	2.0	0.9	0.06	0.09	54	0.3	1.8	0.9	0.07	0.09	C47+C49
Breast	16	0.1	0.6	0.2	0.01	0.01	2993	16.4	98.5	56.3	4.56	6.02	C50
Vulva							47	0.3	1.5	0.4	0.02	0.04	C51
Vagina							26	0.1	0.9	0.4	0.03	0.03	C52
Cervix uteri							425	2.3	14.0	10.9	0.87	0.98	C53
Corpus uteri							556	3.0	18.3	10.4	0.91	1.14	C54
Uterus unspecified							19	0.1	0.6	0.2	0.01	0.02	C55
Ovary							468	2.6	15.4	8.5	0.68	0.88	C56
Other female genital organs							17	0.1	0.6	0.3	0.03	0.04	C57
Placenta							1	0.0	0.0	0.0	0.00	0.00	C58
Penis	24	0.1	0.9	0.3	0.01	0.04							C60
Prostate	3579	13.7	127.8	39.9	1.21	5.32							C61
Testis	85	0.3	3.0	3.3	0.25	0.25							C62
Other male genital organs	20	0.1	0.7	0.2	0.01	0.03							C63
Kidney	510	2.0	18.2	7.9	0.51	0.92	235	1.3	7.7	2.7	0.18	0.31	C64
Renal pelvis	85	0.3	3.0	0.9	0.03	0.11	65	0.4	2.1	0.4	0.01	0.04	C65
Ureter	98	0.4	3.5	1.0	0.03	0.11	93	0.5	3.1	0.5	0.01	0.05	C66
†Bladder	1112	4.3	39.7	12.4	0.53	1.33	391	2.1	12.9	2.8	0.12	0.30	C67
Other urinary organs	11	0.0	0.4	0.1	0.00	0.01	1	0.0	0.0	0.0	0.00	0.00	C68
Eye	8	0.0	0.3	0.2	0.01	0.01	7	0.0	0.2	0.1	0.01	0.01	C69
Brain and nervous system	126	0.5	4.5	2.8	0.18	0.25	101	0.6	3.3	2.2	0.15	0.20	C70-72
Thyroid	135	0.5	4.8	2.5	0.19	0.27	436	2.4	14.3	9.3	0.74	0.94	C73
Adrenal gland	8	0.0	0.3	0.2	0.01	0.02	10	0.1	0.3	0.3	0.02	0.02	C74
Other endocrine	7	0.0	0.2	0.3	0.02	0.02	7	0.0	0.2	0.3	0.02	0.02	C75
Hodgkin lymphoma	32	0.1	1.1	0.7	0.04	0.08	26	0.1	0.9	0.7	0.05	0.06	C81
Non-Hodgkin lymphoma	552	2.1	19.7	8.0	0.45	0.82	494	2.7	16.3	6.1	0.40	0.65	C82-86,C96
Immunoproliferative diseases	58	0.2	2.1	0.8	0.04	0.10	62	0.3	2.0	0.8	0.05	0.09	C88
Multiple myeloma	182	0.7	6.5	2.1	0.09	0.23	185	1.0	6.1	1.5	0.07	0.18	C90
Lymphoid leukaemia	62	0.2	2.2	1.8	0.09	0.12	52	0.3	1.7	1.6	0.09	0.11	C91
Myeloid leukaemia	203	0.8	7.2	3.5	0.20	0.35	163	0.9	5.4	3.6	0.22	0.30	C92-94
Leukaemia unspecified	19	0.1	0.7	0.2	0.01	0.02	20	0.1	0.7	0.2	0.01	0.02	C95
Myeloproliferative disorders	25	0.1	0.9	0.3	0.02	0.04	29	0.2	1.0	0.4	0.02	0.04	MPD
Myelodysplastic syndromes	200	0.8	7.1	1.8	0.06	0.16	144	0.8	4.7	1.0	0.03	0.07	MDS
Other and unspecified	254	1.0	9.1	3.0	0.14	0.28	298	1.6	9.8	2.4	0.14	0.23	O&U
All sites	26553		948.2	328.7	15.42	38.57	18672		614.3	221.9	14.21	23.79	C00-96
All sites except C44	26143	100.0	933.5	324.4	15.25	38.17	18268	100.0	601.0	219.3	14.11	23.54	C00-96 exc. C44

† See note following population pyramid

Jordan: Jordanians

CONTRIBUTORS

Omar Nimri



NOTES ON THE DATA

*High MV%. †C67 (bladder cancer) includes neoplasms of uncertain or unknown behaviour together with invasive cancers.

20 major cancers, ASR (World) per 100 000

<i>Male</i>		<i>Female</i>	
Trachea, bronchus, and lung	18.1	Breast	51.0
Prostate	12.4	Colon	9.6
Bladder	11.7	Thyroid	5.9
Colon	11.5	Non-Hodgkin lymphoma	5.7
Non-melanoma skin cancer	8.1	Non-melanoma skin cancer	5.6
Rectum	6.1	Corpus uteri	5.1
Non-Hodgkin lymphoma	5.8	Rectum	4.7
Larynx	5.1	Ovary	4.5
Stomach	5.0	Trachea, bronchus, and lung	3.8
Brain and nervous system	4.4	Stomach	3.6
Other and unspecified	3.3	Other and unspecified	3.1
Kidney	3.3	Brain and nervous system	2.9
Pancreas	3.3	Myeloid leukaemia	2.6
Myeloid leukaemia	2.9	Uterus unspecified	2.5
Multiple myeloma	2.8	Pancreas	2.2
Lymphoid leukaemia	2.7	Cervix uteri	2.2
Hodgkin lymphoma	2.2	Gallbladder etc.	2.1
Liver	1.9	Hodgkin lymphoma	2.1
Thyroid	1.7	Multiple myeloma	1.9
Testis	1.6	Kidney	1.9
All sites	128.0	All sites	136.6

*Jordan: Jordanians (2008–2012)

SITE	Male						Female						ICD-10
	§No. cases	Freq. (%)	Crude rate (per 100 000)	ASR world	Cum. rates 0-64 (%)	0-74	§No. cases	Freq. (%)	Crude rate (per 100 000)	ASR world	Cum. rates 0-64 (%)	0-74	
Lip	53	0.5	0.3	0.6	0.03	0.07	15	0.1	0.1	0.2	0.01	0.01	C00
Tongue	40	0.4	0.3	0.4	0.03	0.05	25	0.2	0.2	0.3	0.01	0.03	C01-02
Mouth	36	0.3	0.2	0.4	0.03	0.05	27	0.2	0.2	0.3	0.02	0.03	C03-06
Salivary glands	44	0.4	0.3	0.4	0.03	0.04	40	0.3	0.3	0.4	0.03	0.05	C07-08
Tonsil	5	0.0	0.0	0.1	0.00	0.01	3	0.0	0.0	0.0	0.00	0.00	C09
Other oropharynx	5	0.0	0.0	0.1	0.00	0.00	3	0.0	0.0	0.0	0.00	0.00	C10
Nasopharynx	142	1.3	0.9	1.4	0.10	0.15	62	0.5	0.4	0.5	0.04	0.05	C11
Hypopharynx	9	0.1	0.1	0.1	0.01	0.01	7	0.1	0.0	0.1	0.01	0.01	C12-13
Pharynx unspecified	5	0.0	0.0	0.1	0.00	0.01	3	0.0	0.0	0.0	0.00	0.00	C14
Oesophagus	77	0.7	0.5	0.9	0.06	0.13	43	0.4	0.3	0.6	0.02	0.06	C15
Stomach	418	3.9	2.7	5.0	0.28	0.59	311	2.6	2.1	3.6	0.22	0.40	C16
Small intestine	54	0.5	0.3	0.6	0.04	0.07	42	0.4	0.3	0.5	0.03	0.06	C17
Colon	949	8.9	6.0	11.5	0.60	1.40	789	6.6	5.3	9.6	0.64	1.15	C18
Rectum	515	4.8	3.3	6.1	0.36	0.77	393	3.3	2.7	4.7	0.29	0.56	C19-20
Anus	29	0.3	0.2	0.3	0.02	0.04	18	0.2	0.1	0.2	0.01	0.02	C21
Liver	159	1.5	1.0	1.9	0.10	0.23	71	0.6	0.5	0.9	0.05	0.10	C22
Gallbladder etc.	99	0.9	0.6	1.2	0.06	0.15	164	1.4	1.1	2.1	0.12	0.23	C23-24
Pancreas	265	2.5	1.7	3.3	0.19	0.39	175	1.5	1.2	2.2	0.12	0.29	C25
Nose, sinuses etc.	25	0.2	0.2	0.3	0.01	0.03	17	0.1	0.1	0.2	0.01	0.02	C30-31
Larynx	410	3.8	2.6	5.1	0.34	0.62	45	0.4	0.3	0.5	0.04	0.06	C32
Trachea, bronchus, and lung	1436	13.4	9.1	18.1	0.96	2.33	301	2.5	2.0	3.8	0.20	0.47	C33-34
Other thoracic organs	45	0.4	0.3	0.4	0.02	0.05	29	0.2	0.2	0.3	0.02	0.02	C37-38
Bone	139	1.3	0.9	0.9	0.06	0.08	88	0.7	0.6	0.6	0.03	0.05	C40-41
Melanoma of skin	24	0.2	0.2	0.3	0.02	0.03	38	0.3	0.3	0.4	0.03	0.05	C43
Other skin	668		4.2	8.1	0.38	0.98	449		3.0	5.6	0.26	0.67	C44
Mesothelioma	19	0.2	0.1	0.2	0.01	0.03	8	0.1	0.1	0.1	0.00	0.01	C45
Kaposi sarcoma	25	0.2	0.2	0.3	0.02	0.03	9	0.1	0.1	0.1	0.01	0.02	C46
Connective and soft tissue	168	1.6	1.1	1.5	0.09	0.14	134	1.1	0.9	1.3	0.08	0.13	C47+C49
Breast	65	0.6	0.4	0.8	0.05	0.08	4539	38.2	30.6	51.0	4.01	5.62	C50
Vulva							28	0.2	0.2	0.3	0.02	0.04	C51
Vagina							18	0.2	0.1	0.2	0.01	0.03	C52
Cervix uteri							202	1.7	1.4	2.2	0.16	0.24	C53
Corpus uteri							394	3.3	2.7	5.1	0.30	0.64	C54
Uterus unspecified							194	1.6	1.3	2.5	0.16	0.31	C55
Ovary							410	3.4	2.8	4.5	0.29	0.53	C56
Other female genital organs							11	0.1	0.1	0.1	0.01	0.01	C57
Placenta							27	0.2	0.2	0.2	0.01	0.01	C58
Penis	6	0.1	0.0	0.1	0.00	0.01							C60
Prostate	925	8.6	5.9	12.4	0.34	1.56							C61
Testis	259	2.4	1.6	1.6	0.12	0.12							C62
Other male genital organs	3	0.0	0.0	0.0	0.00	0.01							C63
Kidney	294	2.7	1.9	3.3	0.22	0.38	172	1.4	1.2	1.9	0.12	0.21	C64
Renal pelvis	14	0.1	0.1	0.2	0.01	0.02	7	0.1	0.0	0.1	0.01	0.01	C65
Ureter	9	0.1	0.1	0.1	0.00	0.02	2	0.0	0.0	0.0	0.00	0.00	C66
†Bladder	939	8.8	6.0	11.7	0.57	1.43	132	1.1	0.9	1.7	0.07	0.18	C67
Other urinary organs	4	0.0	0.0	0.1	0.00	0.00	1	0.0	0.0	0.0	0.00	0.00	C68
Eye	47	0.4	0.3	0.4	0.02	0.03	46	0.4	0.3	0.4	0.02	0.03	C69
Brain and nervous system	501	4.7	3.2	4.4	0.31	0.45	331	2.8	2.2	2.9	0.20	0.28	C70-72
Thyroid	197	1.8	1.2	1.7	0.12	0.17	688	5.8	4.6	5.9	0.45	0.59	C73
Adrenal gland	38	0.4	0.2	0.3	0.02	0.02	28	0.2	0.2	0.2	0.01	0.01	C74
Other endocrine	6	0.1	0.0	0.0	0.00	0.00	5	0.0	0.0	0.0	0.00	0.00	C75
Hodgkin lymphoma	319	3.0	2.0	2.2	0.16	0.18	305	2.6	2.1	2.1	0.14	0.17	C81
Non-Hodgkin lymphoma	587	5.5	3.7	5.8	0.35	0.64	513	4.3	3.5	5.7	0.34	0.62	C82-86,C96
Immunoproliferative diseases	19	0.2	0.1	0.2	0.01	0.02	19	0.2	0.1	0.2	0.02	0.03	C88
Multiple myeloma	227	2.1	1.4	2.8	0.17	0.34	145	1.2	1.0	1.9	0.12	0.23	C90
Lymphoid leukaemia	333	3.1	2.1	2.7	0.16	0.23	188	1.6	1.3	1.6	0.07	0.13	C91
Myeloid leukaemia	313	2.9	2.0	2.9	0.17	0.29	265	2.2	1.8	2.6	0.16	0.29	C92-94
Leukaemia unspecified	54	0.5	0.3	0.5	0.02	0.04	37	0.3	0.2	0.3	0.02	0.03	C95
Myeloproliferative disorders	38	0.4	0.2	0.4	0.02	0.04	33	0.3	0.2	0.4	0.02	0.04	MPD
Myelodysplastic syndromes	37	0.3	0.2	0.4	0.01	0.05	28	0.2	0.2	0.3	0.02	0.03	MDS
Other and unspecified	282	2.6	1.8	3.3	0.19	0.39	259	2.2	1.7	3.1	0.16	0.37	O&U
All sites	11379		72.2	128.0	6.90	15.03	12336		83.3	136.6	9.25	15.28	C00-96
All sites except C44	10711	100.0	68.0	119.8	6.52	14.04	11887	100.0	80.2	131.0	8.99	14.60	C00-96 exc. C44

§Includes 28 cases of unknown age

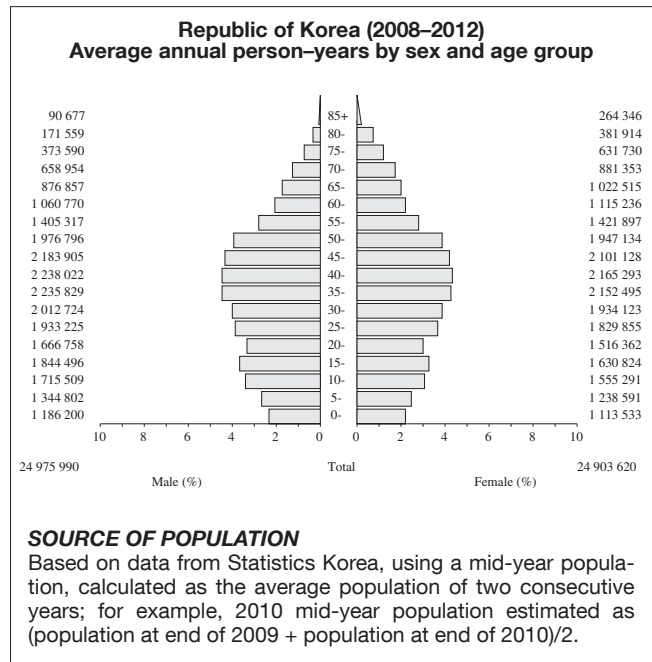
§Includes 29 cases of unknown age

†*See note following population pyramid

Republic of Korea

CONTRIBUTORS

Young-Joo Won
 Kyu-Won Jung
 Hyun-Joo Kong
 Chang-Mo Oh
 Hyunsoon Cho
 Sohee Park
 Jin Soo Lee
 Kang Hyun Lee



20 major cancers, ASR (World) per 100 000

<i>Male</i>		<i>Female</i>	
Stomach	63.2	Thyroid	88.5
Trachea, bronchus, and lung	46.8	Breast	41.2
Liver	36.5	Stomach	25.0
Colon	27.0	Colon	15.2
Prostate	26.1	Trachea, bronchus, and lung	14.8
Rectum	23.0	Rectum	11.1
Thyroid	18.3	Cervix uteri	10.6
Bladder	8.8	Liver	10.1
Pancreas	8.4	Ovary	5.8
Gallbladder etc.	8.3	Gallbladder etc.	5.7
Kidney	7.9	Corpus uteri	5.1
Oesophagus	6.5	Pancreas	5.1
Non-Hodgkin lymphoma	5.9	Non-melanoma skin cancer	4.3
Non-melanoma skin cancer	4.6	Non-Hodgkin lymphoma	3.8
Myeloid leukaemia	3.5	Kidney	3.2
Other and unspecified	3.4	Brain and nervous system	2.6
Brain and nervous system	3.3	Myeloid leukaemia	2.4
Larynx	3.3	Other and unspecified	2.4
Lymphoid leukaemia	1.9	Bladder	1.5
Connective and soft tissue	1.8	Lymphoid leukaemia	1.4
All sites	330.7	All sites	274.8

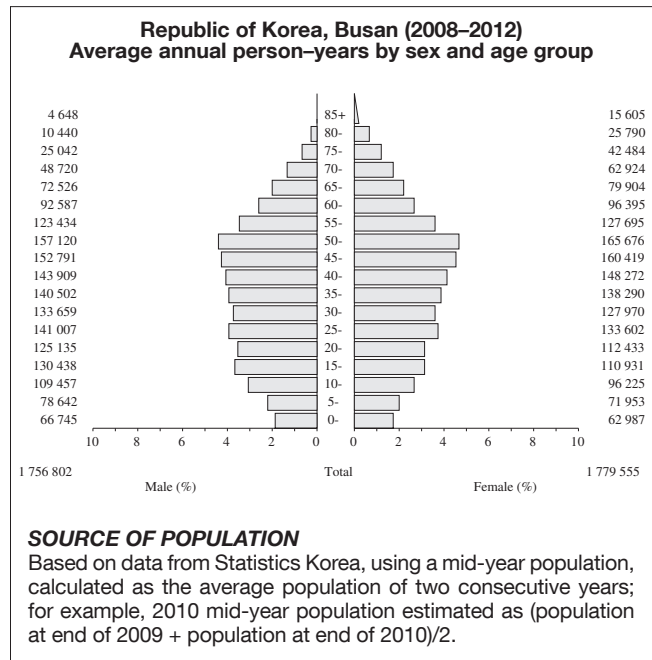
Republic of Korea (2008–2012)

SITE	Male						Female						ICD-10
	No. cases	Freq. (%)	Crude rate (per 100 000)	ASR world	Cum. rates 0-64 0-74 (%)		No. cases	Freq. (%)	Crude rate (per 100 000)	ASR world	Cum. rates 0-64 0-74 (%)		
Lip	109	0.0	0.1	0.1	0.00	0.01	84	0.0	0.1	0.0	0.00	0.00	C00
Tongue	1799	0.3	1.4	1.1	0.07	0.13	883	0.2	0.7	0.5	0.03	0.05	C01-02
Mouth	1715	0.3	1.4	1.1	0.06	0.13	927	0.2	0.7	0.5	0.03	0.05	C03-06
Salivary glands	1162	0.2	0.9	0.7	0.05	0.08	908	0.2	0.7	0.5	0.04	0.05	C07-08
Tonsil	1493	0.3	1.2	0.9	0.07	0.11	241	0.0	0.2	0.1	0.01	0.01	C09
Other oropharynx	357	0.1	0.3	0.2	0.01	0.03	51	0.0	0.0	0.0	0.00	0.00	C10
Nasopharynx	1497	0.3	1.2	0.9	0.07	0.10	484	0.1	0.4	0.3	0.02	0.03	C11
Hypopharynx	1817	0.4	1.5	1.1	0.05	0.15	110	0.0	0.1	0.1	0.00	0.01	C12-13
Pharynx unspecified	166	0.0	0.1	0.1	0.01	0.01	28	0.0	0.0	0.0	0.00	0.00	C14
Oesophagus	10256	2.0	8.2	6.5	0.30	0.85	964	0.2	0.8	0.4	0.02	0.05	C15
Stomach	102170	19.7	81.8	63.2	3.62	7.76	49775	10.0	40.0	25.0	1.48	2.89	C16
Small intestine	1821	0.4	1.5	1.1	0.07	0.13	1287	0.3	1.0	0.6	0.04	0.08	C17
Colon	43087	8.3	34.5	27.0	1.45	3.33	30636	6.2	24.6	15.2	0.87	1.80	C18
Rectum	37208	7.2	29.8	23.0	1.39	2.82	21996	4.4	17.7	11.1	0.68	1.30	C19-20
Anus	516	0.1	0.4	0.3	0.01	0.03	646	0.1	0.5	0.3	0.02	0.04	C21
Liver	59969	11.6	48.0	36.5	2.41	4.34	20289	4.1	16.3	10.1	0.56	1.21	C22
Gallbladder etc.	12974	2.5	10.4	8.3	0.33	0.98	12601	2.5	10.1	5.7	0.23	0.65	C23-24
Pancreas	13258	2.6	10.6	8.4	0.39	1.00	10923	2.2	8.8	5.1	0.21	0.59	C25
Nose, sinuses etc.	1035	0.2	0.8	0.7	0.04	0.07	580	0.1	0.5	0.3	0.02	0.03	C30-31
Larynx	5320	1.0	4.3	3.3	0.17	0.42	348	0.1	0.3	0.2	0.01	0.02	C32
Trachea, bronchus, and lung	73724	14.2	59.0	46.8	1.76	5.65	31141	6.3	25.0	14.8	0.74	1.68	C33-34
Other thoracic organs	1474	0.3	1.2	1.0	0.06	0.10	944	0.2	0.8	0.6	0.04	0.06	C37-38
Bone	1331	0.3	1.1	1.0	0.06	0.08	1117	0.2	0.9	0.8	0.05	0.07	C40-41
Melanoma of skin	1142	0.2	0.9	0.7	0.04	0.08	1240	0.2	1.0	0.6	0.04	0.07	C43
Other skin	7162		5.7	4.6	0.20	0.49	9605		7.7	4.3	0.16	0.43	C44
Mesothelioma	336	0.1	0.3	0.2	0.01	0.03	194	0.0	0.2	0.1	0.01	0.01	C45
Kaposi sarcoma	203	0.0	0.2	0.1	0.00	0.01	58	0.0	0.0	0.0	0.00	0.00	C46
Connective and soft tissue	2611	0.5	2.1	1.8	0.11	0.17	2067	0.4	1.7	1.4	0.09	0.12	C47+C49
Breast	349	0.1	0.3	0.2	0.01	0.02	73535	14.8	59.1	41.2	3.51	4.25	C50
Vulva							564	0.1	0.5	0.3	0.01	0.03	C51
Vagina							359	0.1	0.3	0.2	0.01	0.02	C52
Cervix uteri							19168	3.9	15.4	10.6	0.80	1.09	C53
Corpus uteri							9083	1.8	7.3	5.1	0.45	0.55	C54
Uterus unspecified							653	0.1	0.5	0.3	0.02	0.03	C55
Ovary							9978	2.0	8.0	5.8	0.43	0.59	C56
Other female genital organs							366	0.1	0.3	0.2	0.01	0.02	C57
Placenta							260	0.1	0.2	0.2	0.01	0.01	C58
Penis	317	0.1	0.3	0.2	0.01	0.02							C60
Prostate	40581	7.8	32.5	26.1	0.79	3.34							C61
Testis	1061	0.2	0.8	0.8	0.06	0.06							C62
Other male genital organs	346	0.1	0.3	0.2	0.01	0.03							C63
Kidney	12820	2.5	10.3	7.9	0.52	0.92	5793	1.2	4.7	3.2	0.21	0.36	C64
Renal pelvis	1231	0.2	1.0	0.8	0.04	0.10	537	0.1	0.4	0.2	0.01	0.03	C65
Ureter	1208	0.2	1.0	0.8	0.03	0.09	741	0.1	0.6	0.3	0.01	0.04	C66
Bladder	13845	2.7	11.1	8.8	0.35	1.00	3427	0.7	2.8	1.5	0.06	0.16	C67
Other urinary organs	240	0.0	0.2	0.2	0.01	0.02	150	0.0	0.1	0.1	0.00	0.01	C68
Eye	306	0.1	0.2	0.3	0.02	0.02	271	0.1	0.2	0.3	0.01	0.02	C69
Brain and nervous system	4589	0.9	3.7	3.3	0.20	0.30	3940	0.8	3.2	2.6	0.16	0.24	C70-72
Thyroid	31145	6.0	24.9	18.3	1.51	1.84	151055	30.4	121.3	88.5	7.56	8.76	C73
Adrenal gland	365	0.1	0.3	0.4	0.02	0.03	359	0.1	0.3	0.4	0.02	0.03	C74
Other endocrine	303	0.1	0.2	0.3	0.02	0.02	186	0.0	0.1	0.1	0.01	0.01	C75
Hodgkin lymphoma	793	0.2	0.6	0.6	0.04	0.05	422	0.1	0.3	0.3	0.02	0.03	C81
Non-Hodgkin lymphoma	8871	1.7	7.1	5.9	0.33	0.62	6534	1.3	5.2	3.8	0.23	0.40	C82-86,C96
Immunoproliferative diseases	1657	0.3	1.3	1.0	0.07	0.11	2065	0.4	1.7	1.2	0.10	0.13	C88
Multiple myeloma	2931	0.6	2.3	1.8	0.09	0.23	2441	0.5	2.0	1.2	0.07	0.16	C90
Lymphoid leukaemia	1825	0.4	1.5	1.9	0.10	0.13	1444	0.3	1.2	1.4	0.08	0.10	C91
Myeloid leukaemia	5098	1.0	4.1	3.5	0.21	0.35	3855	0.8	3.1	2.4	0.16	0.23	C92-94
Leukaemia unspecified	817	0.2	0.7	0.6	0.03	0.05	745	0.1	0.6	0.4	0.02	0.04	C95
Myeloproliferative disorders	2056	0.4	1.6	1.3	0.08	0.14	1841	0.4	1.5	1.0	0.06	0.12	MPD
Myelodysplastic syndromes	2284	0.4	1.8	1.5	0.06	0.17	1529	0.3	1.2	0.8	0.05	0.09	MDS
Other and unspecified	5163	1.0	4.1	3.4	0.15	0.34	4927	1.0	4.0	2.4	0.11	0.23	O&U
All sites	525913		421.1	330.7	17.57	39.10	506355		406.7	274.8	19.59	29.08	C00-96
All sites except C44	518751	100.0	415.4	326.1	17.37	38.61	496750	100.0	398.9	270.5	19.43	28.65	C00-96 exc. C44

Republic of Korea, Busan

CONTRIBUTORS

Kim Chang Hoon
Choi Soon Young
Kim Eun Gyeong
Sung Jeong Min
Eon Min Hye
Ye Yu Jin
Whang Gu Yean
Park Do Yuean
Song Su Gung



20 major cancers, ASR (World) per 100 000

<i>Male</i>		<i>Female</i>	
Stomach	65.5	Thyroid	78.9
Liver	43.9	Breast	41.2
Trachea, bronchus, and lung	43.8	Stomach	26.0
Colon	28.0	Colon	15.4
Prostate	24.8	Trachea, bronchus, and lung	13.8
Rectum	20.7	Liver	12.6
Thyroid	13.2	Cervix uteri	11.7
Bladder	10.2	Rectum	9.9
Gallbladder etc.	9.6	Gallbladder etc.	7.0
Pancreas	8.7	Ovary	6.5
Kidney	8.4	Pancreas	5.3
Oesophagus	6.9	Corpus uteri	4.7
Non-Hodgkin lymphoma	5.9	Non-Hodgkin lymphoma	3.6
Non-melanoma skin cancer	4.3	Non-melanoma skin cancer	3.5
Larynx	4.0	Kidney	3.1
Brain and nervous system	3.6	Brain and nervous system	2.5
Other and unspecified	3.4	Other and unspecified	2.5
Myeloid leukaemia	3.0	Myeloid leukaemia	2.0
Connective and soft tissue	2.0	Bladder	1.8
Lymphoid leukaemia	1.8	Connective and soft tissue	1.3
All sites	332.8	All sites	267.8

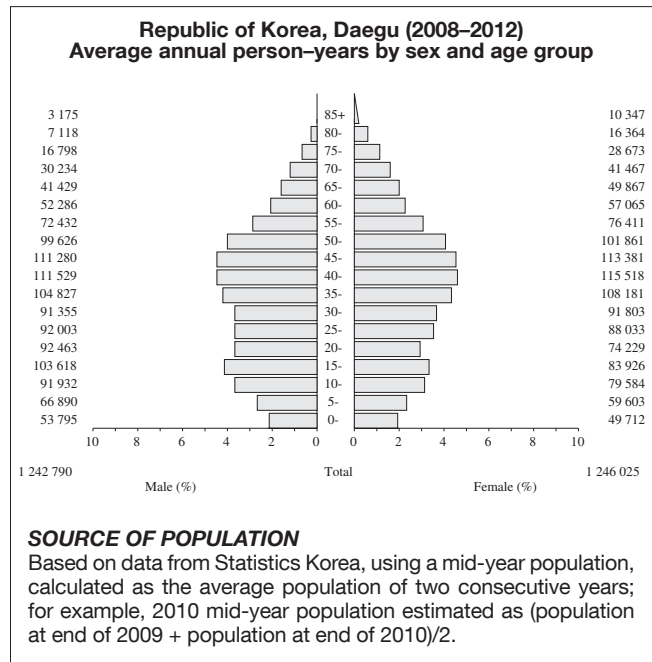
Republic of Korea, Busan (2008–2012)

SITE	Male						Female						ICD-10
	No. cases	Freq. (%)	Crude rate (per 100 000)	ASR world	Cum. rates 0-64 (%)	0-74 (%)	No. cases	Freq. (%)	Crude rate (per 100 000)	ASR world	Cum. rates 0-64 (%)	0-74 (%)	
Lip	2	0.0	0.0	0.0	0.00	0.00	4	0.0	0.0	0.0	0.00	0.00	C00
Tongue	150	0.4	1.7	1.2	0.08	0.15	71	0.2	0.8	0.5	0.03	0.05	C01-02
Mouth	121	0.3	1.4	1.0	0.06	0.12	69	0.2	0.8	0.5	0.03	0.04	C03-06
Salivary glands	63	0.2	0.7	0.5	0.03	0.06	73	0.2	0.8	0.5	0.04	0.06	C07-08
Tonsil	118	0.3	1.3	0.9	0.07	0.11	21	0.1	0.2	0.1	0.01	0.01	C09
Other oropharynx	26	0.1	0.3	0.2	0.01	0.03	2	0.0	0.0	0.0	0.00	0.00	C10
Nasopharynx	117	0.3	1.3	1.0	0.07	0.10	40	0.1	0.4	0.3	0.02	0.03	C11
Hypopharynx	143	0.4	1.6	1.1	0.06	0.15	9	0.0	0.1	0.1	0.00	0.01	C12-13
Pharynx unspecified	22	0.1	0.3	0.2	0.01	0.02	2	0.0	0.0	0.0	0.00	0.00	C14
Oesophagus	841	2.1	9.6	6.9	0.33	0.87	92	0.2	1.0	0.6	0.02	0.06	C15
Stomach	8201	20.6	93.4	65.5	3.79	8.11	3879	10.4	43.6	26.0	1.55	2.98	C16
Small intestine	123	0.3	1.4	1.0	0.06	0.11	96	0.3	1.1	0.7	0.03	0.08	C17
Colon	3422	8.6	39.0	28.0	1.48	3.38	2344	6.3	26.3	15.4	0.85	1.81	C18
Rectum	2588	6.5	29.5	20.7	1.28	2.50	1491	4.0	16.8	9.9	0.61	1.18	C19-20
Anus	43	0.1	0.5	0.3	0.01	0.04	60	0.2	0.7	0.4	0.03	0.05	C21
Liver	5552	14.0	63.2	43.9	2.80	5.15	1962	5.3	22.1	12.6	0.63	1.47	C22
Gallbladder etc.	1127	2.8	12.8	9.6	0.39	1.13	1150	3.1	12.9	7.0	0.25	0.78	C23-24
Pancreas	1052	2.6	12.0	8.7	0.42	1.06	840	2.3	9.4	5.3	0.23	0.61	C25
Nose, sinuses etc.	76	0.2	0.9	0.7	0.05	0.07	41	0.1	0.5	0.3	0.02	0.03	C30-31
Larynx	478	1.2	5.4	4.0	0.18	0.49	27	0.1	0.3	0.2	0.01	0.02	C32
Trachea, bronchus, and lung	5233	13.2	59.6	43.8	1.68	5.32	2177	5.9	24.5	13.8	0.66	1.54	C33-34
Other thoracic organs	109	0.3	1.2	1.0	0.06	0.11	70	0.2	0.8	0.6	0.04	0.06	C37-38
Bone	104	0.3	1.2	1.2	0.07	0.09	90	0.2	1.0	0.8	0.05	0.07	C40-41
Melanoma of skin	64	0.2	0.7	0.5	0.03	0.06	86	0.2	1.0	0.6	0.03	0.07	C43
Other skin	500		5.7	4.3	0.19	0.46	565		6.3	3.5	0.15	0.36	C44
Mesothelioma	22	0.1	0.3	0.2	0.01	0.02	20	0.1	0.2	0.1	0.01	0.01	C45
Kaposi sarcoma	12	0.0	0.1	0.1	0.01	0.01	1	0.0	0.0	0.0	0.00	0.00	C46
Connective and soft tissue	217	0.5	2.5	2.0	0.12	0.21	162	0.4	1.8	1.3	0.08	0.13	C47+C49
Breast	23	0.1	0.3	0.2	0.01	0.02	5666	15.3	63.7	41.2	3.49	4.28	C50
Vulva							31	0.1	0.3	0.2	0.01	0.02	C51
Vagina							24	0.1	0.3	0.2	0.01	0.02	C52
Cervix uteri							1600	4.3	18.0	11.7	0.87	1.21	C53
Corpus uteri							662	1.8	7.4	4.7	0.41	0.52	C54
Uterus unspecified							57	0.2	0.6	0.4	0.03	0.04	C55
Ovary							853	2.3	9.6	6.5	0.48	0.66	C56
Other female genital organs							33	0.1	0.4	0.2	0.02	0.03	C57
Placenta							9	0.0	0.1	0.1	0.01	0.01	C58
Penis	26	0.1	0.3	0.2	0.01	0.02							C60
Prostate	2889	7.3	32.9	24.8	0.72	3.06							C61
Testis	80	0.2	0.9	0.9	0.06	0.06							C62
Other male genital organs	26	0.1	0.3	0.2	0.01	0.03							C63
Kidney	1030	2.6	11.7	8.4	0.52	0.97	438	1.2	4.9	3.1	0.20	0.36	C64
Renal pelvis	114	0.3	1.3	0.9	0.04	0.12	47	0.1	0.5	0.3	0.01	0.04	C65
Ureter	100	0.3	1.1	0.9	0.03	0.10	56	0.2	0.6	0.4	0.01	0.05	C66
Bladder	1192	3.0	13.6	10.2	0.42	1.14	302	0.8	3.4	1.8	0.07	0.19	C67
Other urinary organs	20	0.1	0.2	0.2	0.01	0.02	21	0.1	0.2	0.1	0.01	0.02	C68
Eye	21	0.1	0.2	0.3	0.02	0.02	22	0.1	0.2	0.4	0.02	0.02	C69
Brain and nervous system	361	0.9	4.1	3.6	0.21	0.32	302	0.8	3.4	2.5	0.15	0.25	C70-72
Thyroid	1633	4.1	18.6	13.2	1.06	1.33	10364	27.9	116.5	78.9	6.80	7.89	C73
Adrenal gland	28	0.1	0.3	0.3	0.02	0.02	21	0.1	0.2	0.2	0.01	0.02	C74
Other endocrine	31	0.1	0.4	0.4	0.02	0.03	26	0.1	0.3	0.3	0.02	0.02	C75
Hodgkin lymphoma	63	0.2	0.7	0.6	0.04	0.05	34	0.1	0.4	0.4	0.02	0.03	C81
Non-Hodgkin lymphoma	628	1.6	7.1	5.9	0.33	0.58	468	1.3	5.3	3.6	0.22	0.39	C82-86,C96
Immunoproliferative diseases	93	0.2	1.1	0.8	0.05	0.08	114	0.3	1.3	0.9	0.07	0.09	C88
Multiple myeloma	212	0.5	2.4	1.7	0.08	0.22	167	0.4	1.9	1.1	0.07	0.15	C90
Lymphoid leukaemia	127	0.3	1.4	1.8	0.10	0.13	96	0.3	1.1	1.2	0.07	0.09	C91
Myeloid leukaemia	326	0.8	3.7	3.0	0.19	0.30	238	0.6	2.7	2.0	0.14	0.19	C92-94
Leukaemia unspecified	59	0.1	0.7	0.6	0.02	0.06	56	0.2	0.6	0.4	0.02	0.03	C95
Myeloproliferative disorders	97	0.2	1.1	0.9	0.05	0.09	99	0.3	1.1	0.8	0.05	0.09	MPD
Myelodysplastic syndromes	138	0.3	1.6	1.2	0.05	0.14	89	0.2	1.0	0.7	0.03	0.07	MDS
Other and unspecified	384	1.0	4.4	3.4	0.14	0.34	367	1.0	4.1	2.5	0.12	0.24	O&U
All sites	40227		458.0	332.8	17.57	39.15	37706		423.8	267.8	18.80	28.52	C00-96
All sites except C44	39727	100.0	452.3	328.5	17.38	38.69	37141	100.0	417.4	264.2	18.66	28.15	C00-96 exc. C44

Republic of Korea, Daegu

CONTRIBUTORS

Nam-Soo Hong
Ji-Mi Park



20 major cancers, ASR (World) per 100 000

<i>Male</i>		<i>Female</i>	
Stomach	64.2	Thyroid	119.7
Trachea, bronchus, and lung	49.5	Breast	39.5
Liver	36.3	Stomach	27.6
Colon	27.3	Colon	15.5
Prostate	25.4	Trachea, bronchus, and lung	15.5
Rectum	24.2	Rectum	11.9
Thyroid	19.4	Cervix uteri	11.3
Gallbladder etc.	10.1	Liver	10.0
Kidney	8.5	Gallbladder etc.	6.8
Bladder	8.1	Ovary	6.2
Pancreas	7.6	Pancreas	5.1
Oesophagus	6.1	Corpus uteri	4.5
Non-Hodgkin lymphoma	5.2	Non-melanoma skin cancer	4.0
Non-melanoma skin cancer	4.6	Kidney	3.6
Other and unspecified	3.7	Non-Hodgkin lymphoma	3.3
Myeloid leukaemia	3.5	Other and unspecified	2.7
Larynx	3.5	Myeloid leukaemia	2.6
Brain and nervous system	3.4	Brain and nervous system	2.3
Multiple myeloma	1.9	Bladder	1.6
Myelodysplastic syndromes	1.6	Connective and soft tissue	1.5
All sites	335.8	All sites	309.7

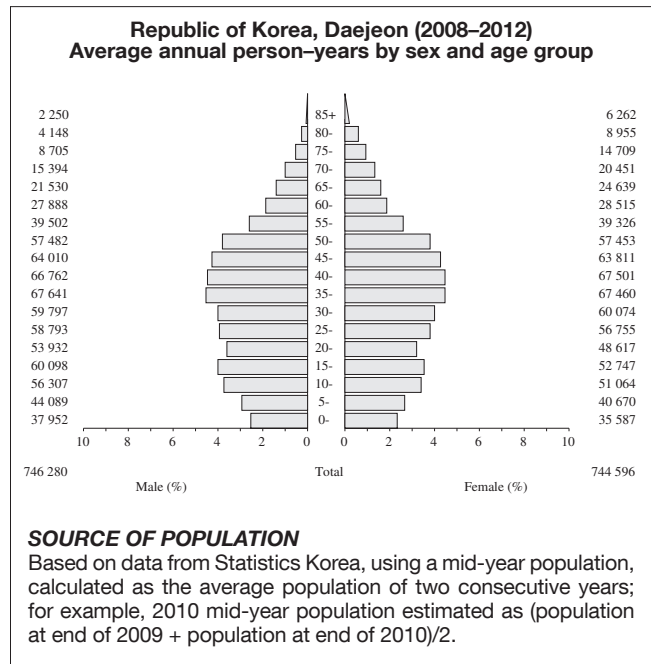
Republic of Korea, Daegu (2008–2012)

SITE	Male						Female						ICD-10
	No. cases	Freq. (%)	Crude rate (per 100 000)	ASR world	Cum. rates 0-64 (%)	0-74 (%)	No. cases	Freq. (%)	Crude rate (per 100 000)	ASR world	Cum. rates 0-64 (%)	0-74 (%)	
Lip	6	0.0	0.1	0.1	0.01	0.01	2	0.0	0.0	0.0	0.00	0.00	C00
Tongue	94	0.4	1.5	1.1	0.08	0.12	50	0.2	0.8	0.6	0.04	0.07	C01-02
Mouth	83	0.3	1.3	1.0	0.06	0.12	43	0.2	0.7	0.4	0.03	0.05	C03-06
Salivary glands	62	0.2	1.0	0.8	0.06	0.08	47	0.2	0.8	0.6	0.04	0.06	C07-08
Tonsil	72	0.3	1.2	0.9	0.07	0.10	12	0.0	0.2	0.1	0.01	0.01	C09
Other oropharynx	14	0.1	0.2	0.2	0.01	0.02	2	0.0	0.0	0.0	0.00	0.00	C10
Nasopharynx	80	0.3	1.3	1.0	0.07	0.10	23	0.1	0.4	0.3	0.02	0.02	C11
Hypopharynx	69	0.3	1.1	0.9	0.04	0.13	4	0.0	0.1	0.0	0.00	0.00	C12-13
Pharynx unspecified	11	0.0	0.2	0.2	0.01	0.02	2	0.0	0.0	0.0	0.00	0.00	C14
Oesophagus	458	1.8	7.4	6.1	0.31	0.79	37	0.1	0.6	0.3	0.01	0.03	C15
Stomach	5013	19.9	80.7	64.2	3.79	8.04	2663	9.5	42.7	27.6	1.66	3.22	C16
Small intestine	94	0.4	1.5	1.2	0.06	0.14	71	0.3	1.1	0.8	0.05	0.10	C17
Colon	2074	8.2	33.4	27.3	1.49	3.41	1520	5.4	24.4	15.5	0.85	1.87	C18
Rectum	1877	7.4	30.2	24.2	1.50	2.96	1141	4.1	18.3	11.9	0.74	1.43	C19-20
Anus	20	0.1	0.3	0.2	0.02	0.03	21	0.1	0.3	0.2	0.01	0.02	C21
Liver	2895	11.5	46.6	36.3	2.41	4.26	974	3.5	15.6	10.0	0.55	1.18	C22
Gallbladder etc.	732	2.9	11.8	10.1	0.37	1.13	715	2.6	11.5	6.8	0.23	0.72	C23-24
Pancreas	565	2.2	9.1	7.6	0.35	0.93	520	1.9	8.3	5.1	0.21	0.59	C25
Nose, sinuses etc.	61	0.2	1.0	0.8	0.04	0.10	24	0.1	0.4	0.3	0.01	0.04	C30-31
Larynx	265	1.1	4.3	3.5	0.17	0.43	17	0.1	0.3	0.2	0.01	0.02	C32
Trachea, bronchus, and lung	3623	14.4	58.3	49.5	1.91	6.04	1597	5.7	25.6	15.5	0.69	1.72	C33-34
Other thoracic organs	75	0.3	1.2	1.1	0.06	0.10	52	0.2	0.8	0.6	0.05	0.06	C37-38
Bone	75	0.3	1.2	1.2	0.08	0.09	57	0.2	0.9	0.8	0.05	0.06	C40-41
Melanoma of skin	46	0.2	0.7	0.6	0.03	0.05	41	0.1	0.7	0.4	0.02	0.04	C43
Other skin	337		5.4	4.6	0.21	0.50	411		6.6	4.0	0.15	0.39	C44
Mesothelioma	10	0.0	0.2	0.1	0.01	0.02	6	0.0	0.1	0.1	0.01	0.01	C45
Kaposi sarcoma	3	0.0	0.0	0.1	0.00	0.00	2	0.0	0.0	0.0	0.00	0.00	C46
Connective and soft tissue	92	0.4	1.5	1.3	0.07	0.13	106	0.4	1.7	1.5	0.09	0.13	C47+C49
Breast	19	0.1	0.3	0.3	0.01	0.02	3644	13.0	58.5	39.5	3.37	4.06	C50
Vulva							23	0.1	0.4	0.2	0.01	0.02	C51
Vagina							16	0.1	0.3	0.2	0.01	0.02	C52
Cervix uteri							1034	3.7	16.6	11.3	0.85	1.19	C53
Corpus uteri							415	1.5	6.7	4.5	0.40	0.48	C54
Uterus unspecified							15	0.1	0.2	0.1	0.01	0.01	C55
Ovary							529	1.9	8.5	6.2	0.46	0.64	C56
Other female genital organs							16	0.1	0.3	0.2	0.01	0.02	C57
Placenta							9	0.0	0.1	0.1	0.01	0.01	C58
Penis	19	0.1	0.3	0.2	0.01	0.02							C60
Prostate	1837	7.3	29.6	25.4	0.78	3.26							C61
Testis	47	0.2	0.8	0.7	0.05	0.05							C62
Other male genital organs	26	0.1	0.4	0.4	0.02	0.05							C63
Kidney	678	2.7	10.9	8.5	0.56	0.99	326	1.2	5.2	3.6	0.25	0.41	C64
Renal pelvis	51	0.2	0.8	0.6	0.04	0.08	30	0.1	0.5	0.3	0.01	0.03	C65
Ureter	82	0.3	1.3	1.1	0.04	0.16	49	0.2	0.8	0.5	0.01	0.07	C66
Bladder	599	2.4	9.6	8.1	0.37	0.92	174	0.6	2.8	1.6	0.06	0.17	C67
Other urinary organs	11	0.0	0.2	0.2	0.00	0.02	9	0.0	0.1	0.1	0.00	0.01	C68
Eye	12	0.0	0.2	0.2	0.01	0.02	14	0.1	0.2	0.3	0.02	0.02	C69
Brain and nervous system	229	0.9	3.7	3.4	0.20	0.32	166	0.6	2.7	2.3	0.15	0.21	C70-72
Thyroid	1614	6.4	26.0	19.4	1.60	1.97	10512	37.6	168.7	119.7	10.23	11.66	C73
Adrenal gland	12	0.0	0.2	0.2	0.01	0.02	14	0.1	0.2	0.4	0.02	0.02	C74
Other endocrine	17	0.1	0.3	0.3	0.02	0.02	4	0.0	0.1	0.0	0.00	0.00	C75
Hodgkin lymphoma	43	0.2	0.7	0.6	0.04	0.05	17	0.1	0.3	0.3	0.01	0.02	C81
Non-Hodgkin lymphoma	382	1.5	6.1	5.2	0.29	0.56	290	1.0	4.7	3.3	0.19	0.34	C82-86,C96
Immunoproliferative diseases	83	0.3	1.3	1.0	0.07	0.12	118	0.4	1.9	1.3	0.11	0.14	C88
Multiple myeloma	145	0.6	2.3	1.9	0.09	0.23	112	0.4	1.8	1.2	0.07	0.16	C90
Lymphoid leukaemia	85	0.3	1.4	1.6	0.08	0.12	73	0.3	1.2	1.5	0.08	0.10	C91
Myeloid leukaemia	249	1.0	4.0	3.5	0.21	0.34	186	0.7	3.0	2.6	0.17	0.22	C92-94
Leukaemia unspecified	21	0.1	0.3	0.3	0.02	0.03	22	0.1	0.4	0.2	0.01	0.02	C95
Myeloproliferative disorders	94	0.4	1.5	1.2	0.07	0.15	94	0.3	1.5	1.0	0.06	0.12	MPD
Myelodysplastic syndromes	118	0.5	1.9	1.6	0.07	0.19	67	0.2	1.1	0.8	0.05	0.09	MDS
Other and unspecified	258	1.0	4.2	3.7	0.15	0.38	256	0.9	4.1	2.7	0.12	0.25	O&U
All sites	25537		411.0	335.8	18.09	39.92	28394		455.8	309.7	22.27	32.41	C00-96
All sites except C44	25200	100.0	405.5	331.2	17.89	39.42	27983	100.0	449.2	305.7	22.12	32.02	C00-96 exc. C44

Republic of Korea, Daejeon

CONTRIBUTORS

Hae Sung Nam
Joung A. Kim
Mi Ran Kang
Mun Jun Cho
Bong Ok Kim



20 major cancers, ASR (World) per 100 000

<i>Male</i>		<i>Female</i>	
Stomach	68.8	Thyroid	108.6
Trachea, bronchus, and lung	44.7	Breast	45.1
Colon	30.1	Stomach	27.1
Liver	29.3	Colon	16.7
Prostate	27.6	Trachea, bronchus, and lung	14.6
Rectum	24.9	Rectum	12.3
Thyroid	22.2	Cervix uteri	12.2
Pancreas	9.2	Liver	10.1
Kidney	7.8	Ovary	5.8
Gallbladder etc.	7.1	Pancreas	5.4
Bladder	7.0	Gallbladder etc.	5.1
Non-Hodgkin lymphoma	6.1	Corpus uteri	5.0
Oesophagus	5.4	Non-Hodgkin lymphoma	4.4
Non-melanoma skin cancer	4.5	Non-melanoma skin cancer	4.2
Larynx	3.7	Kidney	3.4
Brain and nervous system	3.5	Myeloid leukaemia	2.8
Myeloid leukaemia	3.1	Brain and nervous system	2.5
Other and unspecified	2.8	Other and unspecified	2.1
Multiple myeloma	2.3	Immunoproliferative diseases	1.8
Lymphoid leukaemia	1.6	Lymphoid leukaemia	1.4
All sites	332.2	All sites	305.2

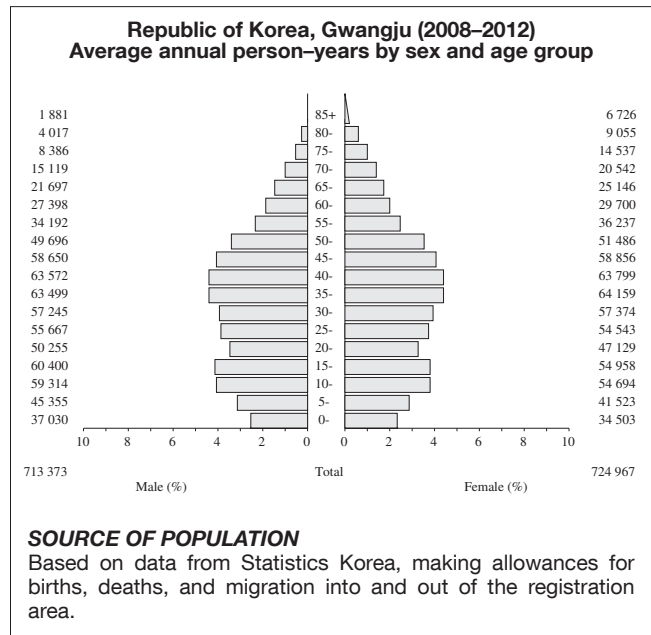
Republic of Korea, Daejeon (2008–2012)

SITE	Male						Female						ICD-10
	No. cases	Freq. (%)	Crude rate (per 100 000)	ASR world	Cum. rates 0-64 0-74 (%)		No. cases	Freq. (%)	Crude rate (per 100 000)	ASR world	Cum. rates 0-64 0-74 (%)		
Lip	5	0.0	0.1	0.1	0.01	0.02	2	0.0	0.1	0.0	0.00	0.00	C00
Tongue	28	0.2	0.8	0.6	0.05	0.07	31	0.2	0.8	0.6	0.05	0.05	C01-02
Mouth	52	0.4	1.4	1.2	0.08	0.13	14	0.1	0.4	0.3	0.01	0.03	C03-06
Salivary glands	33	0.2	0.9	0.7	0.04	0.08	22	0.1	0.6	0.5	0.04	0.04	C07-08
Tonsil	37	0.3	1.0	0.9	0.05	0.12	6	0.0	0.2	0.1	0.01	0.01	C09
Other oropharynx	7	0.1	0.2	0.2	0.01	0.02	1	0.0	0.0	0.0	0.00	0.00	C10
Nasopharynx	43	0.3	1.2	0.9	0.06	0.10	9	0.1	0.2	0.2	0.02	0.02	C11
Hypopharynx	27	0.2	0.7	0.7	0.03	0.10	2	0.0	0.1	0.0	0.00	0.00	C12-13
Pharynx unspecified	4	0.0	0.1	0.1	0.01	0.01	1	0.0	0.0	0.0	0.00	0.00	C14
Oesophagus	212	1.5	5.7	5.4	0.26	0.74	19	0.1	0.5	0.4	0.02	0.04	C15
Stomach	2928	21.4	78.5	68.8	3.98	8.57	1401	9.2	37.6	27.1	1.61	3.11	C16
Small intestine	51	0.4	1.4	1.2	0.07	0.15	30	0.2	0.8	0.6	0.03	0.08	C17
Colon	1256	9.2	33.7	30.1	1.68	3.71	864	5.7	23.2	16.7	0.96	2.00	C18
Rectum	1068	7.8	28.6	24.9	1.50	3.03	628	4.1	16.9	12.3	0.74	1.45	C19-20
Anus	17	0.1	0.5	0.5	0.01	0.04	24	0.2	0.6	0.5	0.02	0.06	C21
Liver	1277	9.3	34.2	29.3	1.96	3.46	512	3.4	13.8	10.1	0.54	1.21	C22
Gallbladder etc.	281	2.1	7.5	7.1	0.27	0.80	280	1.8	7.5	5.1	0.21	0.56	C23-24
Pancreas	378	2.8	10.1	9.2	0.43	1.11	286	1.9	7.7	5.4	0.21	0.63	C25
Nose, sinuses etc.	31	0.2	0.8	0.7	0.04	0.09	11	0.1	0.3	0.2	0.02	0.02	C30-31
Larynx	156	1.1	4.2	3.7	0.19	0.46	14	0.1	0.4	0.2	0.01	0.02	C32
Trachea, bronchus, and lung	1761	12.8	47.2	44.7	1.71	5.48	760	5.0	20.4	14.6	0.78	1.70	C33-34
Other thoracic organs	38	0.3	1.0	0.8	0.05	0.10	31	0.2	0.8	0.7	0.05	0.07	C37-38
Bone	32	0.2	0.9	0.8	0.05	0.06	20	0.1	0.5	0.5	0.04	0.05	C40-41
Melanoma of skin	37	0.3	1.0	0.9	0.05	0.11	26	0.2	0.7	0.5	0.03	0.07	C43
Other skin	183		4.9	4.5	0.21	0.47	235		6.3	4.2	0.15	0.43	C44
Mesothelioma	8	0.1	0.2	0.2	0.01	0.02	5	0.0	0.1	0.1	0.01	0.01	C45
Kaposi sarcoma	7	0.1	0.2	0.2	0.00	0.02	1	0.0	0.0	0.0	0.00	0.00	C46
Connective and soft tissue	55	0.4	1.5	1.4	0.08	0.14	45	0.3	1.2	1.0	0.06	0.08	C47+C49
Breast	10	0.1	0.3	0.2	0.01	0.03	2318	15.3	62.3	45.1	3.82	4.67	C50
Vulva							17	0.1	0.5	0.3	0.01	0.05	C51
Vagina							9	0.1	0.2	0.2	0.01	0.02	C52
Cervix uteri							620	4.1	16.7	12.2	0.91	1.30	C53
Corpus uteri							247	1.6	6.6	5.0	0.44	0.55	C54
Uterus unspecified							19	0.1	0.5	0.4	0.02	0.04	C55
Ovary							282	1.9	7.6	5.8	0.44	0.59	C56
Other female genital organs							9	0.1	0.2	0.2	0.02	0.02	C57
Placenta							11	0.1	0.3	0.2	0.02	0.02	C58
Penis	8	0.1	0.2	0.2	0.00	0.03							C60
Prostate	1051	7.7	28.2	27.6	0.77	3.46							C61
Testis	26	0.2	0.7	0.6	0.04	0.05							C62
Other male genital organs	10	0.1	0.3	0.3	0.01	0.04							C63
Kidney	341	2.5	9.1	7.8	0.54	0.88	168	1.1	4.5	3.4	0.20	0.39	C64
Renal pelvis	28	0.2	0.8	0.6	0.03	0.08	17	0.1	0.5	0.3	0.02	0.04	C65
Ureter	36	0.3	1.0	0.9	0.03	0.08	26	0.2	0.7	0.5	0.02	0.06	C66
Bladder	280	2.0	7.5	7.0	0.28	0.80	68	0.4	1.8	1.3	0.05	0.12	C67
Other urinary organs	5	0.0	0.1	0.1	0.00	0.01	4	0.0	0.1	0.1	0.00	0.01	C68
Eye	8	0.1	0.2	0.3	0.02	0.02	4	0.0	0.1	0.1	0.01	0.01	C69
Brain and nervous system	139	1.0	3.7	3.5	0.23	0.32	109	0.7	2.9	2.5	0.15	0.25	C70-72
Thyroid	1091	8.0	29.2	22.2	1.80	2.21	5434	35.9	146.0	108.6	9.31	10.72	C73
Adrenal gland	11	0.1	0.3	0.4	0.02	0.03	19	0.1	0.5	0.8	0.04	0.04	C74
Other endocrine	13	0.1	0.3	0.3	0.02	0.02	7	0.0	0.2	0.2	0.01	0.02	C75
Hodgkin lymphoma	21	0.2	0.6	0.5	0.03	0.05	8	0.1	0.2	0.2	0.01	0.02	C81
Non-Hodgkin lymphoma	247	1.8	6.6	6.1	0.34	0.58	198	1.3	5.3	4.4	0.27	0.44	C82-86,C96
Immunoproliferative diseases	47	0.3	1.3	1.0	0.07	0.12	89	0.6	2.4	1.8	0.15	0.20	C88
Multiple myeloma	96	0.7	2.6	2.3	0.11	0.28	66	0.4	1.8	1.3	0.08	0.15	C90
Lymphoid leukaemia	51	0.4	1.4	1.6	0.08	0.13	39	0.3	1.0	1.4	0.07	0.08	C91
Myeloid leukaemia	123	0.9	3.3	3.1	0.17	0.31	119	0.8	3.2	2.8	0.18	0.26	C92-94
Leukaemia unspecified	12	0.1	0.3	0.3	0.02	0.02	14	0.1	0.4	0.3	0.01	0.02	C95
Myeloproliferative disorders	49	0.4	1.3	1.2	0.06	0.13	43	0.3	1.2	0.8	0.05	0.10	MPD
Myelodysplastic syndromes	61	0.4	1.6	1.4	0.08	0.14	36	0.2	1.0	0.8	0.04	0.08	MDS
Other and unspecified	114	0.8	3.1	2.8	0.13	0.29	109	0.7	2.9	2.1	0.10	0.19	O&U
All sites	13890		372.2	332.2	17.79	39.35	15389		413.4	305.2	22.11	32.21	C00-96
All sites except C44	13707	100.0	367.3	327.7	17.58	38.88	15154	100.0	407.0	301.0	21.96	31.78	C00-96 exc. C44

Republic of Korea, Gwangju

CONTRIBUTORS

Sun-Seog Kweon
Min-Ho Shin
Jin-Su Choi
Young-Jin Kim
Ik Joo Chung
Ji Shin Lee



20 major cancers, ASR (World) per 100 000

<i>Male</i>		<i>Female</i>	
Stomach	60.2	Thyroid	108.8
Trachea, bronchus, and lung	42.9	Breast	38.6
Liver	37.3	Stomach	25.5
Colon	28.0	Colon	14.8
Prostate	27.7	Trachea, bronchus, and lung	13.9
Rectum	24.4	Cervix uteri	11.9
Thyroid	24.3	Rectum	11.5
Gallbladder etc.	9.2	Liver	9.9
Pancreas	8.7	Gallbladder etc.	5.9
Bladder	8.6	Pancreas	4.9
Kidney	7.6	Ovary	4.8
Non-Hodgkin lymphoma	5.8	Corpus uteri	4.7
Oesophagus	5.7	Non-melanoma skin cancer	4.2
Non-melanoma skin cancer	4.7	Non-Hodgkin lymphoma	3.7
Other and unspecified	4.1	Kidney	2.7
Myeloid leukaemia	3.7	Other and unspecified	2.6
Larynx	3.2	Myeloid leukaemia	2.3
Brain and nervous system	3.1	Brain and nervous system	2.2
Myeloproliferative disorders	2.1	Lymphoid leukaemia	1.7
Multiple myeloma	2.0	Bladder	1.4
All sites	334.6	All sites	290.9

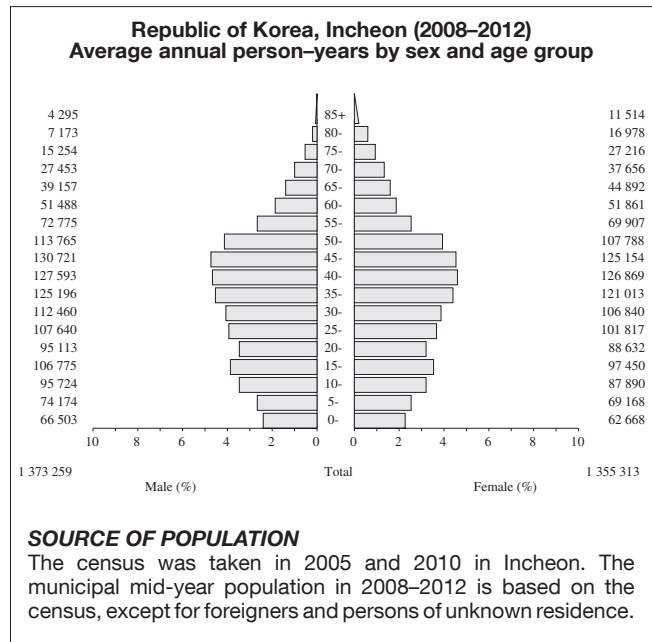
Republic of Korea, Gwangju (2008–2012)

SITE	Male						Female						ICD-10
	No. cases	Freq. (%)	Crude rate (per 100 000)	ASR world	Cum. rates 0-64 (%)	0-74 (%)	No. cases	Freq. (%)	Crude rate (per 100 000)	ASR world	Cum. rates 0-64 (%)	0-74 (%)	
Lip	4	0.0	0.1	0.1	0.01	0.01	3	0.0	0.1	0.0	0.00	0.00	C00
Tongue	38	0.3	1.1	0.9	0.05	0.12	15	0.1	0.4	0.3	0.02	0.03	C01-02
Mouth	45	0.3	1.3	1.1	0.06	0.13	23	0.2	0.6	0.4	0.03	0.04	C03-06
Salivary glands	32	0.2	0.9	0.8	0.06	0.08	26	0.2	0.7	0.5	0.04	0.06	C07-08
Tonsil	30	0.2	0.8	0.7	0.05	0.08	6	0.0	0.2	0.1	0.01	0.01	C09
Other oropharynx	18	0.1	0.5	0.5	0.03	0.05	1	0.0	0.0	0.0	0.00	0.00	C10
Nasopharynx	35	0.3	1.0	0.8	0.06	0.10	17	0.1	0.5	0.4	0.03	0.03	C11
Hypopharynx	29	0.2	0.8	0.7	0.04	0.07	2	0.0	0.1	0.0	0.00	0.00	C12-13
Pharynx unspecified	4	0.0	0.1	0.1	0.01	0.02	2	0.0	0.1	0.0	0.00	0.00	C14
Oesophagus	221	1.7	6.2	5.7	0.25	0.83	22	0.2	0.6	0.4	0.02	0.05	C15
Stomach	2405	18.5	67.4	60.2	3.29	7.26	1311	9.4	36.2	25.5	1.52	2.83	C16
Small intestine	54	0.4	1.5	1.3	0.07	0.14	38	0.3	1.0	0.7	0.05	0.08	C17
Colon	1092	8.4	30.6	28.0	1.39	3.44	749	5.4	20.7	14.8	0.86	1.72	C18
Rectum	976	7.5	27.4	24.4	1.58	3.00	574	4.1	15.8	11.5	0.74	1.40	C19-20
Anus	16	0.1	0.4	0.4	0.02	0.05	17	0.1	0.5	0.3	0.02	0.03	C21
Liver	1525	11.7	42.8	37.3	2.42	4.36	490	3.5	13.5	9.9	0.56	1.16	C22
Gallbladder etc.	340	2.6	9.5	9.2	0.34	1.13	320	2.3	8.8	5.9	0.26	0.66	C23-24
Pancreas	341	2.6	9.6	8.7	0.41	1.03	267	1.9	7.4	4.9	0.18	0.56	C25
Nose, sinuses etc.	23	0.2	0.6	0.6	0.03	0.08	19	0.1	0.5	0.4	0.02	0.05	C30-31
Larynx	124	1.0	3.5	3.2	0.14	0.40	7	0.1	0.2	0.1	0.00	0.02	C32
Trachea, bronchus, and lung	1612	12.4	45.2	42.9	1.68	5.00	738	5.3	20.4	13.9	0.66	1.57	C33-34
Other thoracic organs	34	0.3	1.0	0.9	0.06	0.08	40	0.3	1.1	0.9	0.06	0.10	C37-38
Bone	41	0.3	1.1	1.2	0.07	0.11	40	0.3	1.1	1.1	0.05	0.07	C40-41
Melanoma of skin	28	0.2	0.8	0.7	0.04	0.08	29	0.2	0.8	0.6	0.04	0.06	C43
Other skin	175		4.9	4.7	0.19	0.50	229		6.3	4.2	0.17	0.44	C44
Mesothelioma	2	0.0	0.1	0.0	0.00	0.01	5	0.0	0.1	0.1	0.01	0.01	C45
Kaposi sarcoma	0	0.0	0.0	0.0	0.00	0.00	0	0.0	0.0	0.0	0.00	0.00	C46
Connective and soft tissue	57	0.4	1.6	1.6	0.08	0.17	55	0.4	1.5	1.3	0.09	0.11	C47+C49
Breast	5	0.0	0.1	0.1	0.01	0.01	1881	13.5	51.9	38.6	3.31	3.96	C50
Vulva							10	0.1	0.3	0.2	0.02	0.02	C51
Vagina							8	0.1	0.2	0.2	0.00	0.02	C52
Cervix uteri							585	4.2	16.1	11.9	0.90	1.20	C53
Corpus uteri							225	1.6	6.2	4.7	0.41	0.51	C54
Uterus unspecified							11	0.1	0.3	0.2	0.02	0.02	C55
Ovary							219	1.6	6.0	4.8	0.37	0.49	C56
Other female genital organs							6	0.0	0.2	0.1	0.01	0.02	C57
Placenta							7	0.1	0.2	0.1	0.01	0.01	C58
Penis	2	0.0	0.1	0.1	0.00	0.01							C60
Prostate	1040	8.0	29.2	27.7	0.80	3.57							C61
Testis	25	0.2	0.7	0.7	0.05	0.05							C62
Other male genital organs	5	0.0	0.1	0.1	0.01	0.01							C63
Kidney	305	2.3	8.6	7.6	0.49	0.91	123	0.9	3.4	2.7	0.18	0.28	C64
Renal pelvis	20	0.2	0.6	0.5	0.03	0.06	15	0.1	0.4	0.3	0.01	0.03	C65
Ureter	25	0.2	0.7	0.7	0.03	0.07	19	0.1	0.5	0.3	0.00	0.04	C66
Bladder	325	2.5	9.1	8.6	0.31	0.90	79	0.6	2.2	1.4	0.06	0.14	C67
Other urinary organs	3	0.0	0.1	0.1	0.00	0.01	6	0.0	0.2	0.1	0.00	0.01	C68
Eye	9	0.1	0.3	0.3	0.02	0.02	9	0.1	0.2	0.2	0.01	0.02	C69
Brain and nervous system	114	0.9	3.2	3.1	0.19	0.25	99	0.7	2.7	2.2	0.14	0.21	C70-72
Thyroid	1101	8.5	30.9	24.3	2.00	2.43	5142	36.8	141.9	108.8	9.26	10.71	C73
Adrenal gland	12	0.1	0.3	0.6	0.02	0.03	9	0.1	0.2	0.3	0.01	0.03	C74
Other endocrine	8	0.1	0.2	0.2	0.02	0.02	2	0.0	0.1	0.0	0.00	0.00	C75
Hodgkin lymphoma	20	0.2	0.6	0.5	0.03	0.05	9	0.1	0.2	0.2	0.01	0.02	C81
Non-Hodgkin lymphoma	222	1.7	6.2	5.8	0.28	0.64	172	1.2	4.7	3.7	0.20	0.38	C82-86,C96
Immunoproliferative diseases	43	0.3	1.2	1.0	0.07	0.13	47	0.3	1.3	1.0	0.07	0.10	C88
Multiple myeloma	75	0.6	2.1	2.0	0.10	0.23	67	0.5	1.8	1.4	0.09	0.19	C90
Lymphoid leukaemia	46	0.4	1.3	1.7	0.09	0.10	52	0.4	1.4	1.7	0.10	0.12	C91
Myeloid leukaemia	145	1.1	4.1	3.7	0.23	0.35	100	0.7	2.8	2.3	0.13	0.23	C92-94
Leukaemia unspecified	12	0.1	0.3	0.4	0.02	0.02	9	0.1	0.2	0.2	0.01	0.01	C95
Myeloproliferative disorders	85	0.7	2.4	2.1	0.14	0.24	51	0.4	1.4	1.1	0.07	0.12	MPD
Myelodysplastic syndromes	68	0.5	1.9	1.8	0.09	0.21	55	0.4	1.5	1.2	0.08	0.15	MDS
Other and unspecified	155	1.2	4.3	4.1	0.17	0.39	139	1.0	3.8	2.6	0.11	0.24	O&U
All sites	13171		369.3	334.6	17.66	39.04	14201		391.8	290.9	21.06	30.40	C00-96
All sites except C44	12996	100.0	364.4	329.9	17.47	38.53	13972	100.0	385.5	286.7	20.89	29.97	C00-96 exc. C44

Republic of Korea, Incheon

CONTRIBUTORS

Woo-Chul Kim
Moon-Hee Lee
Jong-Han Leem
In-Seo Park
Seung-Sik Hwang



20 major cancers, ASR (World) per 100 000

<i>Male</i>		<i>Female</i>	
Stomach	61.5	Thyroid	74.1
Trachea, bronchus, and lung	47.2	Breast	44.3
Liver	33.2	Stomach	22.8
Colon	28.3	Colon	16.3
Rectum	24.3	Trachea, bronchus, and lung	15.2
Prostate	21.9	Rectum	11.7
Thyroid	14.7	Cervix uteri	11.4
Bladder	10.2	Liver	9.7
Pancreas	8.8	Ovary	6.2
Kidney	8.0	Corpus uteri	5.9
Gallbladder etc.	6.6	Gallbladder etc.	5.4
Oesophagus	5.9	Pancreas	5.2
Non-Hodgkin lymphoma	5.8	Non-melanoma skin cancer	4.4
Non-melanoma skin cancer	4.0	Non-Hodgkin lymphoma	4.3
Myeloid leukaemia	3.5	Kidney	3.5
Other and unspecified	3.4	Brain and nervous system	2.9
Brain and nervous system	3.4	Other and unspecified	2.6
Larynx	3.1	Myeloid leukaemia	2.5
Lymphoid leukaemia	2.1	Bladder	1.6
Connective and soft tissue	1.9	Connective and soft tissue	1.6
All sites	320.0	All sites	267.1

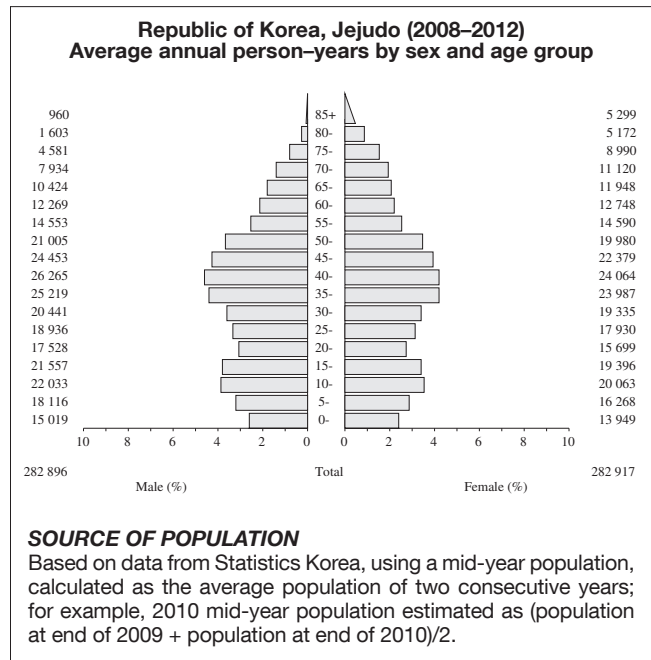
Republic of Korea, Incheon (2008–2012)

SITE	Male						Female						ICD-10
	No. cases	Freq. (%)	Crude rate (per 100 000)	ASR world	Cum. rates 0-64 (%)	0-74	No. cases	Freq. (%)	Crude rate (per 100 000)	ASR world	Cum. rates 0-64 (%)	0-74	
Lip	6	0.0	0.1	0.1	0.00	0.00	3	0.0	0.0	0.0	0.00	0.00	C00
Tongue	79	0.3	1.2	0.9	0.07	0.12	33	0.1	0.5	0.4	0.03	0.04	C01-02
Mouth	82	0.3	1.2	1.1	0.05	0.15	49	0.2	0.7	0.6	0.03	0.06	C03-06
Salivary glands	51	0.2	0.7	0.6	0.04	0.06	47	0.2	0.7	0.5	0.03	0.06	C07-08
Tonsil	67	0.3	1.0	0.8	0.06	0.09	17	0.1	0.3	0.2	0.02	0.02	C09
Other oropharynx	20	0.1	0.3	0.3	0.02	0.03	1	0.0	0.0	0.0	0.00	0.00	C10
Nasopharynx	64	0.3	0.9	0.7	0.05	0.08	22	0.1	0.3	0.2	0.02	0.03	C11
Hypopharynx	72	0.3	1.0	1.0	0.05	0.13	11	0.0	0.2	0.1	0.01	0.01	C12-13
Pharynx unspecified	4	0.0	0.1	0.1	0.00	0.01	0	0.0	0.0	0.0	0.00	0.00	C14
Oesophagus	433	1.8	6.3	5.9	0.26	0.76	51	0.2	0.8	0.5	0.03	0.05	C15
Stomach	4816	19.8	70.1	61.5	3.53	7.62	2217	9.0	32.7	22.8	1.34	2.62	C16
Small intestine	99	0.4	1.4	1.3	0.08	0.16	73	0.3	1.1	0.8	0.05	0.08	C17
Colon	2168	8.9	31.6	28.3	1.45	3.44	1562	6.4	23.1	16.3	0.95	1.90	C18
Rectum	1913	7.9	27.9	24.3	1.44	3.01	1105	4.5	16.3	11.7	0.71	1.39	C19-20
Anus	28	0.1	0.4	0.4	0.02	0.05	27	0.1	0.4	0.3	0.01	0.04	C21
Liver	2778	11.4	40.5	33.2	2.29	3.89	920	3.8	13.6	9.7	0.53	1.16	C22
Gallbladder etc.	487	2.0	7.1	6.6	0.27	0.81	544	2.2	8.0	5.4	0.22	0.64	C23-24
Pancreas	670	2.8	9.8	8.8	0.43	0.99	502	2.0	7.4	5.2	0.21	0.61	C25
Nose, sinuses etc.	48	0.2	0.7	0.6	0.03	0.07	27	0.1	0.4	0.3	0.02	0.03	C30-31
Larynx	229	0.9	3.3	3.1	0.16	0.39	13	0.1	0.2	0.1	0.01	0.02	C32
Trachea, bronchus, and lung	3398	14.0	49.5	47.2	1.83	5.71	1470	6.0	21.7	15.2	0.79	1.73	C33-34
Other thoracic organs	76	0.3	1.1	1.0	0.07	0.10	38	0.2	0.6	0.5	0.03	0.04	C37-38
Bone	77	0.3	1.1	1.1	0.07	0.09	62	0.3	0.9	0.9	0.06	0.07	C40-41
Melanoma of skin	62	0.3	0.9	0.8	0.05	0.08	54	0.2	0.8	0.6	0.04	0.06	C43
Other skin	295		4.3	4.0	0.17	0.41	437		6.4	4.4	0.18	0.43	C44
Mesothelioma	11	0.0	0.2	0.2	0.00	0.02	11	0.0	0.2	0.1	0.00	0.01	C45
Kaposi sarcoma	16	0.1	0.2	0.2	0.01	0.02	4	0.0	0.1	0.0	0.00	0.01	C46
Connective and soft tissue	129	0.5	1.9	1.9	0.10	0.16	119	0.5	1.8	1.6	0.10	0.14	C47+C49
Breast	17	0.1	0.2	0.2	0.01	0.02	4214	17.2	62.2	44.3	3.75	4.65	C50
Vulva							35	0.1	0.5	0.4	0.02	0.04	C51
Vagina							18	0.1	0.3	0.2	0.01	0.02	C52
Cervix uteri							1089	4.4	16.1	11.4	0.86	1.21	C53
Corpus uteri							548	2.2	8.1	5.9	0.53	0.64	C54
Uterus unspecified							32	0.1	0.5	0.3	0.02	0.03	C55
Ovary							562	2.3	8.3	6.2	0.46	0.63	C56
Other female genital organs							10	0.0	0.1	0.1	0.01	0.02	C57
Placenta							20	0.1	0.3	0.2	0.02	0.02	C58
Penis	18	0.1	0.3	0.2	0.01	0.02							C60
Prostate	1521	6.3	22.2	21.9	0.67	2.72							C61
Testis	66	0.3	1.0	0.9	0.06	0.06							C62
Other male genital organs	16	0.1	0.2	0.2	0.01	0.03							C63
Kidney	657	2.7	9.6	8.0	0.52	0.95	315	1.3	4.6	3.5	0.23	0.41	C64
Renal pelvis	66	0.3	1.0	0.9	0.04	0.12	19	0.1	0.3	0.2	0.01	0.03	C65
Ureter	49	0.2	0.7	0.7	0.02	0.08	31	0.1	0.5	0.3	0.01	0.04	C66
Bladder	750	3.1	10.9	10.2	0.40	1.15	160	0.7	2.4	1.6	0.06	0.17	C67
Other urinary organs	8	0.0	0.1	0.1	0.01	0.01	7	0.0	0.1	0.1	0.00	0.01	C68
Eye	18	0.1	0.3	0.3	0.02	0.03	14	0.1	0.2	0.2	0.01	0.02	C69
Brain and nervous system	249	1.0	3.6	3.4	0.22	0.29	231	0.9	3.4	2.9	0.18	0.29	C70-72
Thyroid	1346	5.5	19.6	14.7	1.21	1.50	6838	27.9	100.9	74.1	6.32	7.54	C73
Adrenal gland	17	0.1	0.2	0.2	0.02	0.02	21	0.1	0.3	0.4	0.02	0.03	C74
Other endocrine	17	0.1	0.2	0.3	0.02	0.02	9	0.0	0.1	0.1	0.01	0.01	C75
Hodgkin lymphoma	46	0.2	0.7	0.6	0.04	0.05	29	0.1	0.4	0.4	0.03	0.04	C81
Non-Hodgkin lymphoma	442	1.8	6.4	5.8	0.33	0.61	349	1.4	5.2	4.3	0.26	0.43	C82-86,C96
Immunoproliferative diseases	73	0.3	1.1	0.9	0.07	0.08	85	0.3	1.3	1.0	0.07	0.12	C88
Multiple myeloma	141	0.6	2.1	1.8	0.10	0.22	122	0.5	1.8	1.3	0.06	0.16	C90
Lymphoid leukaemia	105	0.4	1.5	2.1	0.10	0.13	67	0.3	1.0	1.3	0.07	0.10	C91
Myeloid leukaemia	255	1.0	3.7	3.5	0.21	0.37	214	0.9	3.2	2.5	0.17	0.25	C92-94
Leukaemia unspecified	44	0.2	0.6	0.6	0.04	0.06	30	0.1	0.4	0.3	0.01	0.03	C95
Myeloproliferative disorders	136	0.6	2.0	1.7	0.10	0.18	131	0.5	1.9	1.5	0.10	0.17	MPD
Myelodysplastic syndromes	116	0.5	1.7	1.5	0.06	0.18	81	0.3	1.2	0.9	0.05	0.09	MDS
Other and unspecified	250	1.0	3.6	3.4	0.16	0.34	254	1.0	3.7	2.6	0.14	0.26	O&U
All sites	24601		358.3	320.0	17.05	37.72	24954		368.2	267.1	18.93	28.68	C00-96
All sites except C44	24306	100.0	354.0	316.0	16.88	37.31	24517	100.0	361.8	262.8	18.75	28.25	C00-96 exc. C44

Republic of Korea, Jeju-do

CONTRIBUTORS

Jung-Sik Huh
Yeong-Ja Yang



20 major cancers, ASR (World) per 100 000

<i>Male</i>		<i>Female</i>	
Stomach	48.4	Thyroid	69.5
Trachea, bronchus, and lung	47.0	Breast	33.2
Liver	43.8	Stomach	17.6
Colon	29.6	Colon	13.9
Prostate	24.0	Trachea, bronchus, and lung	13.4
Rectum	18.6	Cervix uteri	12.3
Thyroid	14.7	Liver	11.4
Bladder	8.9	Rectum	7.9
Kidney	8.5	Gallbladder etc.	7.1
Pancreas	8.4	Ovary	5.6
Gallbladder etc.	7.8	Pancreas	5.2
Oesophagus	7.8	Non-melanoma skin cancer	4.9
Larynx	4.8	Corpus uteri	4.6
Other and unspecified	4.5	Non-Hodgkin lymphoma	3.4
Non-Hodgkin lymphoma	4.3	Brain and nervous system	3.1
Non-melanoma skin cancer	4.2	Kidney	2.6
Myeloid leukaemia	4.2	Myeloid leukaemia	2.5
Brain and nervous system	3.2	Other and unspecified	2.4
Hypopharynx	2.1	Lymphoid leukaemia	1.7
Connective and soft tissue	1.8	Connective and soft tissue	1.6
All sites	318.8	All sites	240.0

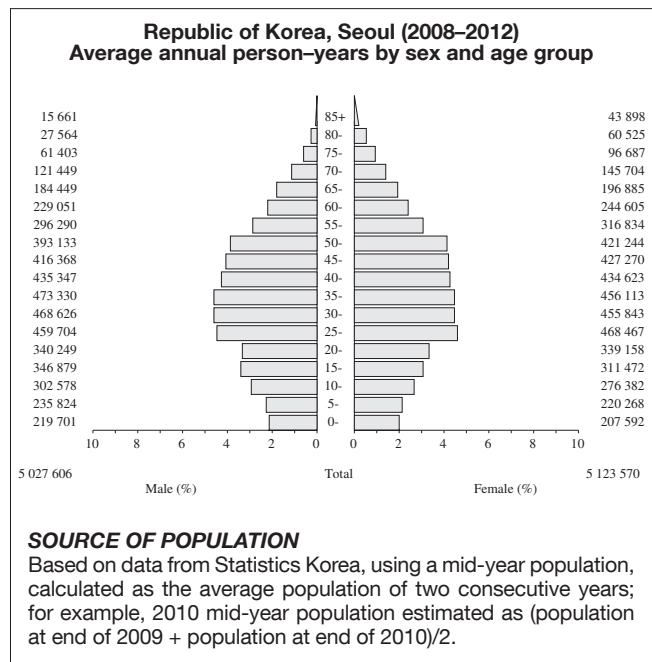
Republic of Korea, Jeju-do (2008–2012)

SITE	Male						Female						ICD-10
	No. cases	Freq. (%)	Crude rate (per 100 000)	ASR world	Cum. rates 0-64 (%)	0-74 (%)	No. cases	Freq. (%)	Crude rate (per 100 000)	ASR world	Cum. rates 0-64 (%)	0-74 (%)	
Lip	3	0.1	0.2	0.2	0.01	0.02	3	0.1	0.2	0.1	0.00	0.02	C00
Tongue	26	0.5	1.8	1.4	0.11	0.15	3	0.1	0.2	0.1	0.00	0.01	C01-02
Mouth	28	0.5	2.0	1.5	0.10	0.17	14	0.3	1.0	0.5	0.03	0.05	C03-06
Salivary glands	14	0.2	1.0	0.9	0.08	0.09	9	0.2	0.6	0.5	0.03	0.05	C07-08
Tonsil	29	0.5	2.1	1.5	0.09	0.20	4	0.1	0.3	0.1	0.01	0.02	C09
Other oropharynx	3	0.1	0.2	0.2	0.02	0.02	0	0.0	0.0	0.0	0.00	0.00	C10
Nasopharynx	27	0.5	1.9	1.5	0.13	0.16	15	0.3	1.1	0.6	0.05	0.07	C11
Hypopharynx	39	0.7	2.8	2.1	0.12	0.31	1	0.0	0.1	0.0	0.00	0.00	C12-13
Pharynx unspecified	4	0.1	0.3	0.2	0.02	0.03	0	0.0	0.0	0.0	0.00	0.00	C14
Oesophagus	140	2.5	9.9	7.8	0.38	1.12	17	0.3	1.2	0.7	0.04	0.07	C15
Stomach	891	15.7	63.0	48.4	2.95	6.00	439	8.8	31.0	17.6	1.01	1.96	C16
Small intestine	21	0.4	1.5	1.1	0.07	0.11	16	0.3	1.1	0.7	0.05	0.08	C17
Colon	536	9.4	37.9	29.6	1.59	3.70	330	6.6	23.3	13.9	0.88	1.64	C18
Rectum	342	6.0	24.2	18.6	1.19	2.45	185	3.7	13.1	7.9	0.53	0.94	C19-20
Anus	2	0.0	0.1	0.1	0.01	0.02	6	0.1	0.4	0.3	0.03	0.03	C21
Liver	807	14.2	57.1	43.8	3.03	5.14	286	5.7	20.2	11.4	0.65	1.34	C22
Gallbladder etc.	140	2.5	9.9	7.8	0.36	0.87	197	4.0	13.9	7.1	0.34	0.84	C23-24
Pancreas	150	2.6	10.6	8.4	0.39	0.98	140	2.8	9.9	5.2	0.24	0.63	C25
Nose, sinuses etc.	11	0.2	0.8	0.6	0.03	0.05	10	0.2	0.7	0.6	0.04	0.05	C30-31
Larynx	86	1.5	6.1	4.8	0.24	0.59	1	0.0	0.1	0.0	0.00	0.01	C32
Trachea, bronchus, and lung	853	15.0	60.3	47.0	1.96	5.83	346	7.0	24.5	13.4	0.74	1.62	C33-34
Other thoracic organs	14	0.2	1.0	0.7	0.05	0.08	7	0.1	0.5	0.4	0.03	0.05	C37-38
Bone	13	0.2	0.9	0.9	0.06	0.08	21	0.4	1.5	1.3	0.09	0.10	C40-41
Melanoma of skin	15	0.3	1.1	0.8	0.04	0.10	15	0.3	1.1	0.5	0.03	0.05	C43
Other skin	77		5.4	4.2	0.17	0.47	158		11.2	4.9	0.15	0.44	C44
Mesothelioma	4	0.1	0.3	0.2	0.01	0.04	1	0.0	0.1	0.1	0.01	0.01	C45
Kaposi sarcoma	3	0.1	0.2	0.1	0.00	0.02	1	0.0	0.1	0.0	0.00	0.00	C46
Connective and soft tissue	27	0.5	1.9	1.8	0.12	0.17	27	0.5	1.9	1.6	0.10	0.12	C47+C49
Breast	1	0.0	0.1	0.1	0.00	0.01	649	13.0	45.9	33.2	2.81	3.36	C50
Vulva							3	0.1	0.2	0.1	0.00	0.01	C51
Vagina							3	0.1	0.2	0.2	0.02	0.02	C52
Cervix uteri							240	4.8	17.0	12.3	0.94	1.24	C53
Corpus uteri							90	1.8	6.4	4.6	0.38	0.47	C54
Uterus unspecified							14	0.3	1.0	0.5	0.03	0.04	C55
Ovary							108	2.2	7.6	5.6	0.44	0.58	C56
Other female genital organs							4	0.1	0.3	0.2	0.01	0.03	C57
Placenta							3	0.1	0.2	0.2	0.01	0.01	C58
Penis	7	0.1	0.5	0.4	0.03	0.03							C60
Prostate	431	7.6	30.5	24.0	0.73	2.99							C61
Testis	8	0.1	0.6	0.6	0.04	0.04							C62
Other male genital organs	3	0.1	0.2	0.2	0.01	0.02							C63
Kidney	159	2.8	11.2	8.5	0.55	1.08	54	1.1	3.8	2.6	0.18	0.31	C64
Renal pelvis	15	0.3	1.1	0.8	0.02	0.09	8	0.2	0.6	0.3	0.01	0.03	C65
Ureter	9	0.2	0.6	0.5	0.02	0.06	3	0.1	0.2	0.1	0.00	0.00	C66
Bladder	155	2.7	11.0	8.9	0.40	0.99	39	0.8	2.8	1.4	0.06	0.14	C67
Other urinary organs	0	0.0	0.0	0.0	0.00	0.00	0	0.0	0.0	0.0	0.00	0.00	C68
Eye	3	0.1	0.2	0.2	0.02	0.02	5	0.1	0.4	0.7	0.03	0.03	C69
Brain and nervous system	47	0.8	3.3	3.2	0.20	0.29	56	1.1	4.0	3.1	0.21	0.28	C70-72
Thyroid	272	4.8	19.2	14.7	1.17	1.64	1284	25.8	90.8	69.5	5.74	7.00	C73
Adrenal gland	6	0.1	0.4	0.4	0.03	0.03	3	0.1	0.2	0.1	0.01	0.02	C74
Other endocrine	6	0.1	0.4	0.4	0.02	0.04	5	0.1	0.4	0.3	0.03	0.03	C75
Hodgkin lymphoma	5	0.1	0.4	0.3	0.03	0.03	2	0.0	0.1	0.2	0.01	0.01	C81
Non-Hodgkin lymphoma	77	1.4	5.4	4.3	0.26	0.48	70	1.4	4.9	3.4	0.23	0.36	C82-86,C96
Immunoproliferative diseases	9	0.2	0.6	0.5	0.03	0.05	23	0.5	1.6	1.2	0.09	0.14	C88
Multiple myeloma	30	0.5	2.1	1.7	0.06	0.19	30	0.6	2.1	1.2	0.07	0.18	C90
Lymphoid leukaemia	21	0.4	1.5	1.6	0.09	0.13	22	0.4	1.6	1.7	0.11	0.13	C91
Myeloid leukaemia	69	1.2	4.9	4.2	0.24	0.39	48	1.0	3.4	2.5	0.16	0.25	C92-94
Leukaemia unspecified	11	0.2	0.8	0.7	0.01	0.07	12	0.2	0.8	0.7	0.04	0.08	C95
Myeloproliferative disorders	21	0.4	1.5	1.1	0.04	0.09	30	0.6	2.1	1.4	0.09	0.16	MPD
Myelodysplastic syndromes	14	0.2	1.0	0.8	0.03	0.07	15	0.3	1.1	0.7	0.05	0.06	MDS
Other and unspecified	73	1.3	5.2	4.5	0.25	0.40	58	1.2	4.1	2.4	0.14	0.23	O&U
All sites	5757		407.0	318.8	17.61	38.18	5133		362.9	240.0	16.96	25.40	C00-96
All sites except C44	5680	100.0	401.6	314.6	17.44	37.71	4975	100.0	351.7	235.1	16.81	24.96	C00-96 exc. C44

Republic of Korea, Seoul

CONTRIBUTORS

Kyu-Won Jung
Young-Joo Won
Chang-Mo Oh
Hyun-Joo Kong



20 major cancers, ASR (World) per 100 000

<i>Male</i>		<i>Female</i>	
Stomach	57.6	Thyroid	93.8
Trachea, bronchus, and lung	40.4	Breast	47.2
Liver	32.7	Stomach	23.5
Prostate	31.4	Colon	16.7
Colon	30.0	Trachea, bronchus, and lung	14.9
Rectum	22.9	Rectum	11.1
Thyroid	22.8	Cervix uteri	10.0
Bladder	9.5	Liver	9.5
Kidney	8.5	Ovary	6.3
Pancreas	7.9	Corpus uteri	5.8
Gallbladder etc.	7.5	Pancreas	5.0
Non-Hodgkin lymphoma	5.9	Gallbladder etc.	5.0
Oesophagus	5.6	Non-Hodgkin lymphoma	4.0
Non-melanoma skin cancer	4.5	Non-melanoma skin cancer	3.9
Myeloid leukaemia	3.7	Kidney	3.5
Brain and nervous system	3.4	Brain and nervous system	2.7
Other and unspecified	3.1	Other and unspecified	2.4
Larynx	2.9	Myeloid leukaemia	2.4
Connective and soft tissue	2.0	Bladder	1.8
Lymphoid leukaemia	2.0	Connective and soft tissue	1.5
All sites	327.4	All sites	286.8

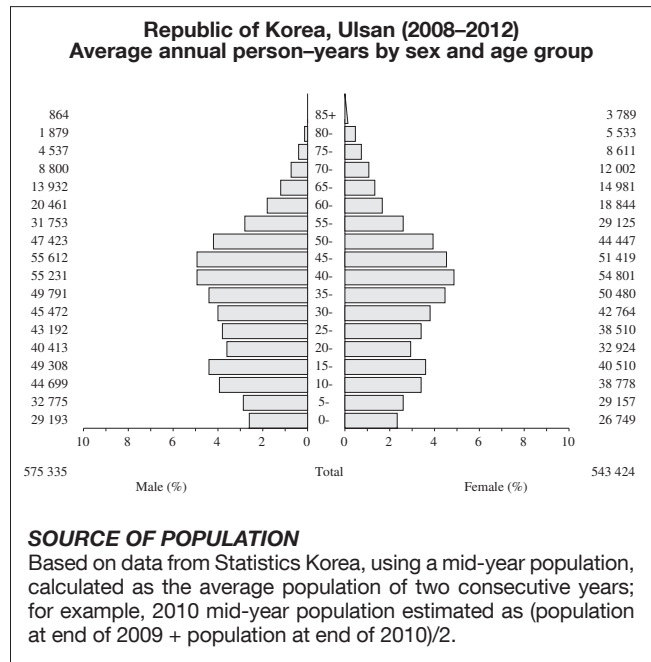
Republic of Korea, Seoul (2008–2012)

SITE	Male						Female						ICD-10
	No. cases	Freq. (%)	Crude rate (per 100 000)	ASR world	Cum. rates 0-64 (%)	0-74	No. cases	Freq. (%)	Crude rate (per 100 000)	ASR world	Cum. rates 0-64 (%)	0-74	
Lip	22	0.0	0.1	0.1	0.00	0.01	12	0.0	0.0	0.0	0.00	0.00	C00
Tongue	397	0.4	1.6	1.2	0.08	0.14	198	0.2	0.8	0.5	0.03	0.06	C01-02
Mouth	323	0.3	1.3	1.0	0.06	0.12	189	0.2	0.7	0.5	0.03	0.06	C03-06
Salivary glands	247	0.2	1.0	0.8	0.05	0.09	193	0.2	0.8	0.6	0.04	0.06	C07-08
Tonsil	344	0.3	1.4	1.0	0.08	0.13	56	0.1	0.2	0.2	0.01	0.02	C09
Other oropharynx	51	0.1	0.2	0.2	0.01	0.02	9	0.0	0.0	0.0	0.00	0.00	C10
Nasopharynx	307	0.3	1.2	1.0	0.07	0.10	96	0.1	0.4	0.3	0.02	0.02	C11
Hypopharynx	309	0.3	1.2	1.0	0.05	0.13	23	0.0	0.1	0.1	0.00	0.01	C12-13
Pharynx unspecified	18	0.0	0.1	0.1	0.00	0.01	5	0.0	0.0	0.0	0.00	0.00	C14
Oesophagus	1735	1.7	6.9	5.6	0.28	0.71	152	0.1	0.6	0.4	0.02	0.05	C15
Stomach	18342	18.2	73.0	57.6	3.29	7.05	8934	8.6	34.9	23.5	1.40	2.71	C16
Small intestine	357	0.4	1.4	1.1	0.06	0.13	233	0.2	0.9	0.6	0.03	0.07	C17
Colon	9349	9.3	37.2	30.0	1.54	3.72	6360	6.1	24.8	16.7	0.94	2.01	C18
Rectum	7346	7.3	29.2	22.9	1.39	2.80	4230	4.1	16.5	11.1	0.68	1.29	C19-20
Anus	112	0.1	0.4	0.4	0.02	0.04	133	0.1	0.5	0.4	0.02	0.04	C21
Liver	10646	10.6	42.4	32.7	2.16	3.84	3597	3.5	14.0	9.5	0.50	1.14	C22
Gallbladder etc.	2253	2.2	9.0	7.5	0.31	0.88	1958	1.9	7.6	5.0	0.20	0.56	C23-24
Pancreas	2415	2.4	9.6	7.9	0.37	0.93	1982	1.9	7.7	5.0	0.21	0.58	C25
Nose, sinuses etc.	162	0.2	0.6	0.5	0.03	0.06	99	0.1	0.4	0.3	0.02	0.03	C30-31
Larynx	904	0.9	3.6	2.9	0.15	0.36	55	0.1	0.2	0.1	0.01	0.02	C32
Trachea, bronchus, and lung	12191	12.1	48.5	40.4	1.56	4.76	5766	5.6	22.5	14.9	0.78	1.69	C33-34
Other thoracic organs	315	0.3	1.3	1.1	0.07	0.10	207	0.2	0.8	0.6	0.04	0.06	C37-38
Bone	238	0.2	0.9	0.9	0.06	0.08	202	0.2	0.8	0.8	0.05	0.06	C40-41
Melanoma of skin	224	0.2	0.9	0.7	0.04	0.08	236	0.2	0.9	0.7	0.04	0.08	C43
Other skin	1355		5.4	4.5	0.20	0.48	1539		6.0	3.9	0.15	0.39	C44
Mesothelioma	73	0.1	0.3	0.2	0.01	0.03	44	0.0	0.2	0.1	0.01	0.01	C45
Kaposi sarcoma	58	0.1	0.2	0.2	0.01	0.02	17	0.0	0.1	0.0	0.00	0.00	C46
Connective and soft tissue	552	0.5	2.2	2.0	0.11	0.18	443	0.4	1.7	1.5	0.09	0.13	C47+C49
Breast	69	0.1	0.3	0.2	0.01	0.02	17455	16.8	68.1	47.2	3.94	4.95	C50
Vulva							125	0.1	0.5	0.3	0.02	0.03	C51
Vagina							75	0.1	0.3	0.2	0.01	0.02	C52
Cervix uteri							3722	3.6	14.5	10.0	0.76	1.02	C53
Corpus uteri							2168	2.1	8.5	5.8	0.50	0.64	C54
Uterus unspecified							134	0.1	0.5	0.4	0.02	0.03	C55
Ovary							2212	2.1	8.6	6.3	0.47	0.64	C56
Other female genital organs							76	0.1	0.3	0.2	0.02	0.02	C57
Placenta							43	0.0	0.2	0.1	0.01	0.01	C58
Penis	54	0.1	0.2	0.2	0.01	0.02							C60
Prostate	9343	9.3	37.2	31.4	0.97	4.00							C61
Testis	250	0.2	1.0	0.9	0.06	0.06							C62
Other male genital organs	85	0.1	0.3	0.3	0.01	0.04							C63
Kidney	2752	2.7	10.9	8.5	0.55	0.96	1248	1.2	4.9	3.5	0.22	0.39	C64
Renal pelvis	263	0.3	1.0	0.9	0.04	0.10	113	0.1	0.4	0.3	0.01	0.04	C65
Ureter	220	0.2	0.9	0.7	0.03	0.09	143	0.1	0.6	0.4	0.01	0.04	C66
Bladder	2847	2.8	11.3	9.5	0.37	1.04	721	0.7	2.8	1.8	0.06	0.19	C67
Other urinary organs	51	0.1	0.2	0.2	0.01	0.02	27	0.0	0.1	0.1	0.00	0.01	C68
Eye	67	0.1	0.3	0.4	0.02	0.02	53	0.1	0.2	0.3	0.01	0.02	C69
Brain and nervous system	917	0.9	3.6	3.4	0.21	0.31	767	0.7	3.0	2.7	0.16	0.24	C70-72
Thyroid	7965	7.9	31.7	22.8	1.88	2.26	33914	32.7	132.4	93.8	7.94	9.36	C73
Adrenal gland	76	0.1	0.3	0.5	0.02	0.03	60	0.1	0.2	0.4	0.02	0.02	C74
Other endocrine	55	0.1	0.2	0.2	0.01	0.02	34	0.0	0.1	0.1	0.01	0.01	C75
Hodgkin lymphoma	183	0.2	0.7	0.7	0.04	0.06	102	0.1	0.4	0.3	0.02	0.03	C81
Non-Hodgkin lymphoma	1779	1.8	7.1	5.9	0.33	0.62	1380	1.3	5.4	4.0	0.24	0.42	C82-86,C96
Immunoproliferative diseases	413	0.4	1.6	1.2	0.09	0.14	537	0.5	2.1	1.5	0.12	0.17	C88
Multiple myeloma	597	0.6	2.4	1.9	0.09	0.25	481	0.5	1.9	1.3	0.07	0.16	C90
Lymphoid leukaemia	369	0.4	1.5	2.0	0.11	0.13	283	0.3	1.1	1.4	0.08	0.10	C91
Myeloid leukaemia	1051	1.0	4.2	3.7	0.22	0.36	776	0.7	3.0	2.4	0.15	0.24	C92-94
Leukaemia unspecified	160	0.2	0.6	0.6	0.03	0.05	136	0.1	0.5	0.4	0.02	0.03	C95
Myeloproliferative disorders	408	0.4	1.6	1.3	0.08	0.15	376	0.4	1.5	1.1	0.07	0.12	MPD
Myelodysplastic syndromes	450	0.4	1.8	1.5	0.06	0.17	308	0.3	1.2	0.8	0.04	0.09	MDS
Other and unspecified	902	0.9	3.6	3.1	0.15	0.29	917	0.9	3.6	2.4	0.12	0.24	O&U
All sites	101971		405.6	327.4	17.44	38.17	105354		411.3	286.8	20.42	30.42	C00-96
All sites except C44	100616	100.0	400.3	323.0	17.24	37.69	103815	100.0	405.2	282.9	20.27	30.04	C00-96 exc. C44

Republic of Korea, Ulsan

CONTRIBUTORS

Cheol-In Yoo
 Yangho Kim
 Jiho Lee
 Chang Sun Sim
 Kyoung Sook Jeong
 Joo Hyun Sung



20 major cancers, ASR (World) per 100 000

<i>Male</i>		<i>Female</i>	
Stomach	66.7	Thyroid	96.6
Trachea, bronchus, and lung	51.9	Breast	39.2
Liver	37.1	Stomach	27.5
Colon	27.4	Colon	16.2
Rectum	22.1	Trachea, bronchus, and lung	15.3
Prostate	22.0	Rectum	13.3
Thyroid	16.5	Liver	10.5
Pancreas	9.7	Cervix uteri	9.5
Kidney	9.6	Gallbladder etc.	7.6
Gallbladder etc.	9.4	Ovary	6.2
Bladder	9.1	Pancreas	5.6
Oesophagus	6.6	Non-melanoma skin cancer	5.2
Non-Hodgkin lymphoma	6.1	Corpus uteri	4.6
Non-melanoma skin cancer	4.9	Kidney	3.6
Myeloid leukaemia	4.2	Non-Hodgkin lymphoma	3.2
Larynx	3.6	Myeloid leukaemia	2.9
Brain and nervous system	3.4	Brain and nervous system	2.6
Other and unspecified	3.4	Other and unspecified	1.7
Multiple myeloma	1.8	Lymphoid leukaemia	1.7
Connective and soft tissue	1.5	Immunoproliferative diseases	1.5
All sites	338.3	All sites	289.2

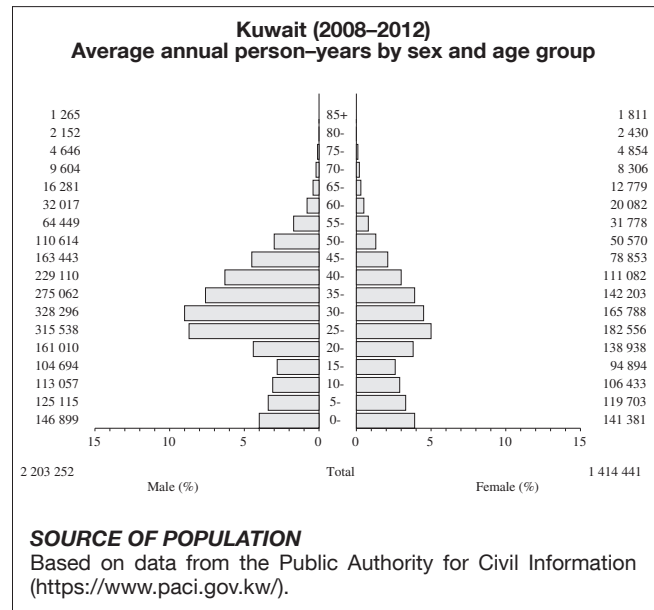
Republic of Korea, Ulsan (2008–2012)

SITE	Male						Female						ICD-10
	No. cases	Freq. (%)	Crude rate (per 100 000)	ASR world	Cum. rates 0-64 (%)	0-74 (%)	No. cases	Freq. (%)	Crude rate (per 100 000)	ASR world	Cum. rates 0-64 (%)	0-74 (%)	
Lip	3	0.0	0.1	0.1	0.00	0.00	2	0.0	0.1	0.1	0.00	0.01	C00
Tongue	23	0.2	0.8	0.8	0.03	0.12	25	0.2	0.9	0.7	0.05	0.06	C01-02
Mouth	36	0.4	1.3	1.1	0.08	0.16	10	0.1	0.4	0.3	0.02	0.03	C03-06
Salivary glands	17	0.2	0.6	0.5	0.03	0.07	14	0.1	0.5	0.4	0.03	0.04	C07-08
Tonsil	27	0.3	0.9	0.8	0.06	0.09	3	0.0	0.1	0.1	0.01	0.01	C09
Other oropharynx	8	0.1	0.3	0.3	0.01	0.03	2	0.0	0.1	0.1	0.00	0.01	C10
Nasopharynx	36	0.4	1.3	1.2	0.06	0.14	15	0.1	0.6	0.5	0.02	0.04	C11
Hypopharynx	15	0.2	0.5	0.6	0.03	0.06	4	0.0	0.1	0.1	0.01	0.01	C12-13
Pharynx unspecified	0	0.0	0.0	0.0	0.00	0.00	1	0.0	0.0	0.0	0.00	0.00	C14
Oesophagus	166	1.7	5.8	6.6	0.24	0.86	17	0.2	0.6	0.5	0.03	0.05	C15
Stomach	1982	20.9	68.9	66.7	3.85	8.32	973	9.5	35.8	27.5	1.63	3.07	C16
Small intestine	33	0.3	1.1	1.1	0.06	0.16	17	0.2	0.6	0.4	0.02	0.06	C17
Colon	792	8.3	27.5	27.4	1.56	3.37	558	5.5	20.5	16.2	0.95	1.96	C18
Rectum	661	7.0	23.0	22.1	1.28	2.73	459	4.5	16.9	13.3	0.82	1.60	C19-20
Anus	4	0.0	0.1	0.2	0.01	0.01	12	0.1	0.4	0.3	0.01	0.04	C21
Liver	1150	12.1	40.0	37.1	2.25	4.53	347	3.4	12.8	10.5	0.58	1.26	C22
Gallbladder etc.	237	2.5	8.2	9.4	0.33	1.10	267	2.6	9.8	7.6	0.35	0.87	C23-24
Pancreas	256	2.7	8.9	9.7	0.39	1.16	197	1.9	7.3	5.6	0.21	0.61	C25
Nose, sinuses etc.	21	0.2	0.7	0.7	0.04	0.09	9	0.1	0.3	0.3	0.01	0.03	C30-31
Larynx	102	1.1	3.5	3.6	0.18	0.40	6	0.1	0.2	0.2	0.01	0.03	C32
Trachea, bronchus, and lung	1284	13.5	44.6	51.9	1.77	6.09	535	5.2	19.7	15.3	0.75	1.77	C33-34
Other thoracic organs	26	0.3	0.9	1.1	0.05	0.09	21	0.2	0.8	0.6	0.04	0.06	C37-38
Bone	36	0.4	1.3	1.3	0.08	0.10	25	0.2	0.9	0.8	0.05	0.06	C40-41
Melanoma of skin	18	0.2	0.6	0.5	0.03	0.07	16	0.2	0.6	0.5	0.03	0.05	C43
Other skin	126		4.4	4.9	0.20	0.45	182		6.7	5.2	0.18	0.55	C44
Mesothelioma	10	0.1	0.3	0.4	0.02	0.07	7	0.1	0.3	0.2	0.02	0.02	C45
Kaposi sarcoma	2	0.0	0.1	0.1	0.00	0.00	2	0.0	0.1	0.1	0.00	0.02	C46
Connective and soft tissue	48	0.5	1.7	1.5	0.10	0.15	45	0.4	1.7	1.5	0.09	0.14	C47+C49
Breast	8	0.1	0.3	0.3	0.01	0.04	1520	14.9	55.9	39.2	3.31	4.08	C50
Vulva							10	0.1	0.4	0.3	0.02	0.03	C51
Vagina							5	0.0	0.2	0.2	0.01	0.03	C52
Cervix uteri							346	3.4	12.7	9.5	0.74	0.99	C53
Corpus uteri							172	1.7	6.3	4.6	0.39	0.52	C54
Uterus unspecified							16	0.2	0.6	0.4	0.03	0.03	C55
Ovary							210	2.1	7.7	6.2	0.44	0.65	C56
Other female genital organs							6	0.1	0.2	0.2	0.01	0.02	C57
Placenta							7	0.1	0.3	0.2	0.02	0.02	C58
Penis	1	0.0	0.0	0.0	0.00	0.00							C60
Prostate	522	5.5	18.1	22.0	0.61	2.70							C61
Testis	32	0.3	1.1	1.2	0.07	0.09							C62
Other male genital organs	8	0.1	0.3	0.3	0.02	0.03							C63
Kidney	293	3.1	10.2	9.6	0.61	1.06	116	1.1	4.3	3.6	0.23	0.42	C64
Renal pelvis	26	0.3	0.9	1.0	0.03	0.14	9	0.1	0.3	0.3	0.02	0.03	C65
Ureter	20	0.2	0.7	0.7	0.04	0.08	9	0.1	0.3	0.3	0.00	0.04	C66
Bladder	242	2.5	8.4	9.1	0.38	1.09	50	0.5	1.8	1.4	0.06	0.15	C67
Other urinary organs	3	0.0	0.1	0.1	0.00	0.01	2	0.0	0.1	0.1	0.00	0.00	C68
Eye	7	0.1	0.2	0.3	0.02	0.02	6	0.1	0.2	0.3	0.01	0.03	C69
Brain and nervous system	93	1.0	3.2	3.4	0.18	0.29	83	0.8	3.1	2.6	0.17	0.25	C70-72
Thyroid	633	6.7	22.0	16.5	1.39	1.64	3590	35.2	132.1	96.6	8.25	9.60	C73
Adrenal gland	7	0.1	0.2	0.3	0.01	0.02	8	0.1	0.3	0.5	0.02	0.03	C74
Other endocrine	5	0.1	0.2	0.2	0.01	0.01	2	0.0	0.1	0.0	0.00	0.00	C75
Hodgkin lymphoma	16	0.2	0.6	0.6	0.03	0.06	8	0.1	0.3	0.2	0.01	0.02	C81
Non-Hodgkin lymphoma	169	1.8	5.9	6.1	0.33	0.59	108	1.1	4.0	3.2	0.21	0.37	C82-86,C96
Immunoproliferative diseases	49	0.5	1.7	1.4	0.12	0.16	53	0.5	2.0	1.5	0.12	0.17	C88
Multiple myeloma	52	0.5	1.8	1.8	0.11	0.19	35	0.3	1.3	1.1	0.06	0.16	C90
Lymphoid leukaemia	35	0.4	1.2	1.4	0.08	0.09	35	0.3	1.3	1.7	0.09	0.12	C91
Myeloid leukaemia	126	1.3	4.4	4.2	0.24	0.42	89	0.9	3.3	2.9	0.18	0.30	C92-94
Leukaemia unspecified	9	0.1	0.3	0.5	0.02	0.03	3	0.0	0.1	0.1	0.01	0.01	C95
Myeloproliferative disorders	31	0.3	1.1	1.0	0.07	0.11	30	0.3	1.1	0.8	0.06	0.09	MPD
Myelodysplastic syndromes	38	0.4	1.3	1.4	0.07	0.16	36	0.4	1.3	1.1	0.06	0.12	MDS
Other and unspecified	83	0.9	2.9	3.4	0.12	0.32	60	0.6	2.2	1.7	0.08	0.15	O&U
All sites	9627		334.7	338.3	17.31	39.77	10395		382.6	289.2	20.53	30.89	C00-96
All sites except C44	9501	100.0	330.3	333.4	17.12	39.31	10213	100.0	375.9	284.0	20.35	30.34	C00-96 exc. C44

Kuwait

CONTRIBUTORS

Amani Abdulhamid Elbasmi
 Ahmed Al-Awadi
 Howida Abdulkader Habib
 Munira Sabah Al-Khaldi
 Rogini Govindan
 Boaz Glory Rajakumari



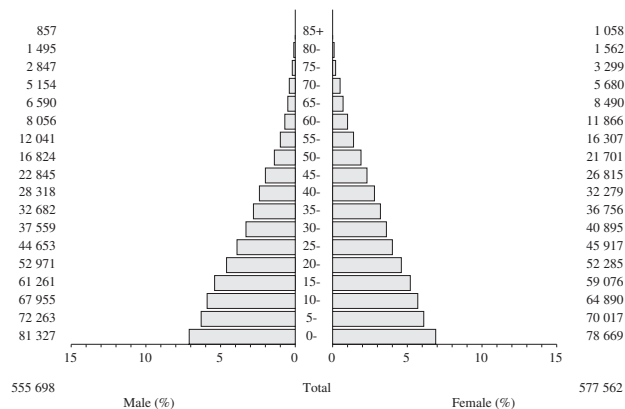
NOTES ON THE DATA

†C67 (bladder cancer) includes neoplasms of uncertain or unknown behaviour together with invasive cancers.

20 major cancers, ASR (World) per 100 000

<i>Male</i>		<i>Female</i>	
Prostate	16.4	Breast	47.8
Trachea, bronchus, and lung	9.4	Corpus uteri	8.6
Colon	7.4	Colon	8.4
Bladder	7.4	Thyroid	7.5
Non-Hodgkin lymphoma	6.3	Non-Hodgkin lymphoma	6.1
Liver	5.3	Ovary	4.8
Rectum	4.1	Other and unspecified	4.8
Lymphoid leukaemia	3.5	Trachea, bronchus, and lung	4.0
Other and unspecified	3.2	Rectum	3.2
Myeloid leukaemia	2.6	Cervix uteri	3.0
Pancreas	2.6	Pancreas	2.8
Kidney	2.6	Liver	2.6
Stomach	2.6	Myeloid leukaemia	2.4
Brain and nervous system	2.3	Lymphoid leukaemia	2.4
Hodgkin lymphoma	2.2	Stomach	2.2
Larynx	1.9	Bladder	2.1
Thyroid	1.9	Brain and nervous system	2.1
Multiple myeloma	1.7	Gallbladder etc.	1.6
Non-melanoma skin cancer	1.6	Hodgkin lymphoma	1.6
Gallbladder etc.	1.2	Multiple myeloma	1.5
All sites	97.1	All sites	131.8

Kuwait: Kuwaitis (2008–2012)
Average annual person–years by sex and age group



SOURCE OF POPULATION

Based on data from the Public Authority for Civil Information (<https://www.paci.gov.kw/>).

NOTES ON THE DATA

†C67 (bladder cancer) includes neoplasms of uncertain or unknown behaviour together with invasive cancers.

10 major cancers, ASR (World) per 100 000

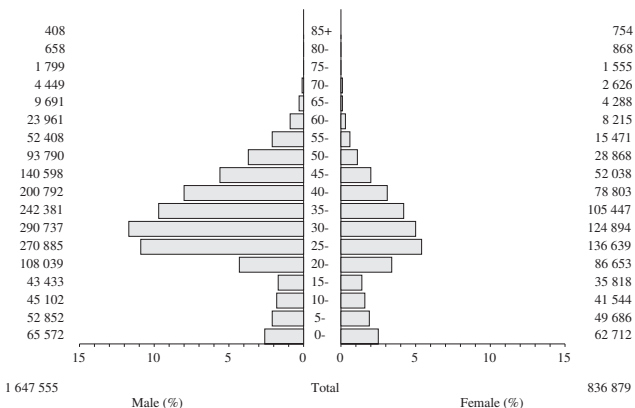
Male

Prostate	20.5
Trachea, bronchus, and lung	13.2
Colon	12.0
Non-Hodgkin lymphoma	10.9
Bladder	9.6
Liver	7.4
Rectum	7.2
Pancreas	4.8
Other and unspecified	4.7
Kidney	4.7
All sites	140.2

Female

Breast	58.2
Thyroid	10.6
Colon	10.3
Corpus uteri	9.4
Non-Hodgkin lymphoma	8.1
Other and unspecified	5.0
Ovary	4.8
Rectum	4.2
Trachea, bronchus, and lung	4.0
Pancreas	3.3
All sites	156.1

Kuwait: Non-Kuwaitis (2008–2012)
Average annual person–years by sex and age group



SOURCE OF POPULATION

Based on data from the Public Authority for Civil Information (<https://www.paci.gov.kw/>).

NOTES ON THE DATA

†C67 (bladder cancer) includes neoplasms of uncertain or unknown behaviour together with invasive cancers.

10 major cancers, ASR (World) per 100 000

Male

Prostate	14.0
Trachea, bronchus, and lung	7.9
Bladder	6.5
Colon	6.3
Non-Hodgkin lymphoma	4.4
Liver	3.6
Lymphoid leukaemia	3.3
Other and unspecified	2.4
Rectum	2.3
Myeloid leukaemia	2.2
All sites	78.8

Female

Breast	41.2
Corpus uteri	7.4
Colon	6.8
Thyroid	5.8
Other and unspecified	4.6
Ovary	4.5
Non-Hodgkin lymphoma	4.5
Trachea, bronchus, and lung	4.1
Cervix uteri	3.0
Rectum	2.6
All sites	113.4

Kuwait (2008–2012)

SITE	Male						Female						ICD-10
	No. cases	Freq. (%)	Crude rate (per 100 000)	ASR world	Cum. rates 0-64 (%)	0-74	No. cases	Freq. (%)	Crude rate (per 100 000)	ASR world	Cum. rates 0-64 (%)	0-74	
Lip	9	0.2	0.1	0.2	0.01	0.02	2	0.0	0.0	0.1	0.00	0.01	C00
Tongue	61	1.3	0.6	0.6	0.05	0.07	31	0.6	0.4	0.9	0.06	0.13	C01-02
Mouth	44	0.9	0.4	0.9	0.04	0.11	27	0.5	0.4	0.9	0.04	0.08	C03-06
Salivary glands	18	0.4	0.2	0.3	0.01	0.03	13	0.2	0.2	0.2	0.02	0.02	C07-08
Tonsil	10	0.2	0.1	0.1	0.01	0.02	2	0.0	0.0	0.1	0.00	0.01	C09
Other oropharynx	4	0.1	0.0	0.1	0.00	0.00	0	0.0	0.0	0.0	0.00	0.00	C10
Nasopharynx	68	1.4	0.6	0.9	0.06	0.13	24	0.4	0.3	0.5	0.03	0.07	C11
Hypopharynx	11	0.2	0.1	0.1	0.01	0.01	3	0.1	0.0	0.1	0.00	0.02	C12-13
Pharynx unspecified	0	0.0	0.0	0.0	0.00	0.00	0	0.0	0.0	0.0	0.00	0.00	C14
Oesophagus	46	0.9	0.4	1.1	0.04	0.11	22	0.4	0.3	0.9	0.01	0.09	C15
Stomach	121	2.5	1.1	2.6	0.11	0.32	81	1.5	1.1	2.2	0.12	0.31	C16
Small intestine	17	0.4	0.2	0.4	0.01	0.02	24	0.4	0.3	0.7	0.03	0.10	C17
Colon	376	7.8	3.4	7.4	0.34	1.00	291	5.3	4.1	8.4	0.52	1.05	C18
Rectum	215	4.4	2.0	4.1	0.18	0.47	123	2.3	1.7	3.2	0.22	0.39	C19-20
Anus	16	0.3	0.1	0.3	0.01	0.02	13	0.2	0.2	0.4	0.02	0.02	C21
Liver	213	4.4	1.9	5.3	0.21	0.63	72	1.3	1.0	2.6	0.09	0.32	C22
Gallbladder etc.	52	1.1	0.5	1.2	0.05	0.15	45	0.8	0.6	1.6	0.05	0.21	C23-24
Pancreas	113	2.3	1.0	2.6	0.12	0.36	79	1.4	1.1	2.8	0.14	0.36	C25
Nose, sinuses etc.	12	0.2	0.1	0.3	0.01	0.03	7	0.1	0.1	0.2	0.01	0.01	C30-31
Larynx	91	1.9	0.8	1.9	0.08	0.26	8	0.1	0.1	0.3	0.01	0.05	C32
Trachea, bronchus, and lung	355	7.3	3.2	9.4	0.31	1.18	120	2.2	1.7	4.0	0.13	0.53	C33-34
Other thoracic organs	23	0.5	0.2	0.3	0.02	0.04	15	0.3	0.2	0.4	0.02	0.05	C37-38
Bone	45	0.9	0.4	0.5	0.03	0.03	27	0.5	0.4	0.4	0.03	0.03	C40-41
Melanoma of skin	15	0.3	0.1	0.3	0.01	0.02	12	0.2	0.2	0.3	0.02	0.03	C43
Other skin	70	1.4	0.6	1.6	0.06	0.19	37	0.7	0.5	0.9	0.05	0.11	C44
Mesothelioma	30	0.6	0.3	0.8	0.03	0.10	5	0.1	0.1	0.1	0.01	0.01	C45
Kaposi sarcoma	7	0.1	0.1	0.2	0.00	0.02	3	0.1	0.0	0.1	0.00	0.02	C46
Connective and soft tissue	75	1.5	0.7	0.9	0.06	0.10	52	1.0	0.7	0.8	0.05	0.07	C47+C49
Breast	16	0.3	0.1	0.2	0.01	0.03	2089	38.3	29.5	47.8	3.48	5.68	C50
Vulva							4	0.1	0.1	0.1	0.01	0.01	C51
Vagina							3	0.1	0.0	0.1	0.01	0.01	C52
Cervix uteri							167	3.1	2.4	3.0	0.22	0.34	C53
Corpus uteri							270	5.0	3.8	8.6	0.56	1.18	C54
Uterus unspecified							28	0.5	0.4	0.8	0.05	0.11	C55
Ovary							196	3.6	2.8	4.8	0.29	0.61	C56
Other female genital organs							7	0.1	0.1	0.2	0.01	0.02	C57
Placenta							2	0.0	0.0	0.0	0.00	0.00	C58
Penis	5	0.1	0.0	0.1	0.01	0.01							C60
Prostate	473	9.8	4.3	16.4	0.33	1.88							C61
Testis	109	2.3	1.0	0.8	0.05	0.06							C62
Other male genital organs	2	0.0	0.0	0.0	0.00	0.00							C63
Kidney	156	3.2	1.4	2.6	0.12	0.38	60	1.1	0.8	1.5	0.08	0.15	C64
Renal pelvis	1	0.0	0.0	0.0	0.00	0.00	1	0.0	0.0	0.0	0.00	0.01	C65
Ureter	0	0.0	0.0	0.0	0.00	0.00	2	0.0	0.0	0.1	0.01	0.01	C66
†Bladder	300	6.2	2.7	7.4	0.26	0.85	58	1.1	0.8	2.1	0.09	0.23	C67
Other urinary organs	0	0.0	0.0	0.0	0.00	0.00	0	0.0	0.0	0.0	0.00	0.00	C68
Eye	7	0.1	0.1	0.1	0.01	0.01	2	0.0	0.0	0.0	0.00	0.00	C69
Brain and nervous system	164	3.4	1.5	2.3	0.12	0.25	91	1.7	1.3	2.1	0.11	0.23	C70-72
Thyroid	175	3.6	1.6	1.9	0.12	0.20	519	9.5	7.3	7.5	0.57	0.75	C73
Adrenal gland	9	0.2	0.1	0.1	0.01	0.01	7	0.1	0.1	0.1	0.01	0.01	C74
Other endocrine	2	0.0	0.0	0.0	0.00	0.00	1	0.0	0.0	0.0	0.00	0.00	C75
Hodgkin lymphoma	216	4.5	2.0	2.2	0.13	0.17	103	1.9	1.5	1.6	0.10	0.13	C81
Non-Hodgkin lymphoma	411	8.5	3.7	6.3	0.32	0.67	251	4.6	3.5	6.1	0.41	0.73	C82-86,C96
Immunoproliferative diseases	22	0.5	0.2	0.3	0.02	0.03	9	0.2	0.1	0.2	0.01	0.03	C88
Multiple myeloma	95	2.0	0.9	1.7	0.08	0.19	53	1.0	0.7	1.5	0.09	0.18	C90
Lymphoid leukaemia	219	4.5	2.0	3.5	0.18	0.29	120	2.2	1.7	2.4	0.12	0.18	C91
Myeloid leukaemia	216	4.5	2.0	2.6	0.15	0.23	123	2.3	1.7	2.4	0.14	0.24	C92-94
Leukaemia unspecified	23	0.5	0.2	0.4	0.01	0.05	7	0.1	0.1	0.1	0.01	0.01	C95
Myeloproliferative disorders	11	0.2	0.1	0.2	0.01	0.02	8	0.1	0.1	0.2	0.01	0.04	MPD
Myelodysplastic syndromes	15	0.3	0.1	0.3	0.02	0.03	14	0.3	0.2	0.4	0.01	0.06	MDS
Other and unspecified	149	3.1	1.4	3.2	0.14	0.40	154	2.8	2.2	4.8	0.24	0.58	O&U
All sites	4913		44.6	97.1	3.97	11.17	5487		77.6	131.8	8.28	15.63	C00-96
All sites except C44	4843	100.0	44.0	95.5	3.91	10.98	5450	100.0	77.1	131.0	8.23	15.52	C00-96 exc. C44

† See note following population pyramid

Kuwait: Kuwaitis (2008–2012)

SITE	Male						Female						ICD-10
	No. cases	Freq. (%)	Crude rate (per 100 000)	ASR world	Cum. rates 0-64 (%)	0-74	No. cases	Freq. (%)	Crude rate (per 100 000)	ASR world	Cum. rates 0-64 (%)	0-74	
Lip	2	0.1	0.1	0.1	0.00	0.02	2	0.1	0.1	0.1	0.00	0.02	C00
Tongue	14	0.7	0.5	0.8	0.07	0.07	18	0.6	0.6	1.0	0.05	0.16	C01-02
Mouth	14	0.7	0.5	1.0	0.05	0.11	10	0.3	0.3	0.6	0.03	0.06	C03-06
Salivary glands	6	0.3	0.2	0.4	0.02	0.06	4	0.1	0.1	0.2	0.02	0.02	C07-08
Tonsil	3	0.1	0.1	0.3	0.02	0.04	1	0.0	0.0	0.1	0.00	0.02	C09
Other oropharynx	2	0.1	0.1	0.1	0.01	0.01	0	0.0	0.0	0.0	0.00	0.00	C10
Nasopharynx	37	1.7	1.3	2.2	0.18	0.26	14	0.5	0.5	0.7	0.05	0.10	C11
Hypopharynx	4	0.2	0.1	0.3	0.03	0.03	3	0.1	0.1	0.2	0.00	0.03	C12-13
Pharynx unspecified	0	0.0	0.0	0.0	0.00	0.00	0	0.0	0.0	0.0	0.00	0.00	C14
Oesophagus	22	1.0	0.8	1.6	0.11	0.13	18	0.6	0.6	1.2	0.02	0.13	C15
Stomach	43	2.0	1.5	3.1	0.15	0.38	44	1.5	1.5	2.5	0.15	0.34	C16
Small intestine	8	0.4	0.3	0.6	0.03	0.03	17	0.6	0.6	1.0	0.05	0.13	C17
Colon	178	8.4	6.4	12.0	0.75	1.55	180	5.9	6.2	10.3	0.69	1.25	C18
Rectum	99	4.7	3.6	7.2	0.38	0.83	80	2.6	2.8	4.2	0.32	0.46	C19-20
Anus	5	0.2	0.2	0.3	0.02	0.02	10	0.3	0.3	0.6	0.04	0.04	C21
Liver	92	4.3	3.3	7.4	0.32	0.94	50	1.6	1.7	3.1	0.12	0.37	C22
Gallbladder etc.	20	0.9	0.7	1.5	0.06	0.18	25	0.8	0.9	1.5	0.05	0.19	C23-24
Pancreas	63	3.0	2.3	4.8	0.28	0.63	55	1.8	1.9	3.3	0.18	0.45	C25
Nose, sinuses etc.	8	0.4	0.3	0.5	0.02	0.06	5	0.2	0.2	0.3	0.02	0.02	C30-31
Larynx	32	1.5	1.2	2.3	0.13	0.29	1	0.0	0.0	0.1	0.00	0.00	C32
Trachea, bronchus, and lung	169	8.0	6.1	13.2	0.63	1.70	63	2.1	2.2	4.0	0.13	0.55	C33-34
Other thoracic organs	8	0.4	0.3	0.4	0.03	0.04	9	0.3	0.3	0.5	0.01	0.06	C37-38
Bone	21	1.0	0.8	0.7	0.05	0.05	15	0.5	0.5	0.5	0.04	0.04	C40-41
Melanoma of skin	4	0.2	0.1	0.3	0.01	0.01	2	0.1	0.1	0.1	0.00	0.01	C43
Other skin	19		0.7	1.6	0.06	0.21	13		0.5	0.6	0.04	0.07	C44
Mesothelioma	7	0.3	0.3	0.5	0.03	0.05	4	0.1	0.1	0.2	0.01	0.01	C45
Kaposi sarcoma	4	0.2	0.1	0.3	0.02	0.03	1	0.0	0.0	0.1	0.00	0.01	C46
Connective and soft tissue	25	1.2	0.9	1.2	0.08	0.13	23	0.8	0.8	0.9	0.06	0.07	C47+C49
Breast	5	0.2	0.2	0.3	0.02	0.04	1147	37.8	39.7	58.2	4.49	6.68	C50
Vulva							3	0.1	0.1	0.2	0.02	0.02	C51
Vagina							1	0.0	0.0	0.1	0.01	0.01	C52
Cervix uteri							54	1.8	1.9	2.6	0.19	0.31	C53
Corpus uteri							155	5.1	5.4	9.4	0.61	1.26	C54
Uterus unspecified							18	0.6	0.6	1.1	0.07	0.13	C55
Ovary							90	3.0	3.1	4.8	0.30	0.65	C56
Other female genital organs							3	0.1	0.1	0.2	0.01	0.02	C57
Placenta							1	0.0	0.0	0.0	0.00	0.00	C58
Penis	0	0.0	0.0	0.0	0.00	0.00							C60
Prostate	253	11.9	9.1	20.5	0.67	2.39							C61
Testis	55	2.6	2.0	2.0	0.14	0.14							C62
Other male genital organs	1	0.0	0.0	0.1	0.01	0.01							C63
Kidney	78	3.7	2.8	4.7	0.30	0.62	38	1.3	1.3	1.9	0.12	0.19	C64
Renal pelvis	0	0.0	0.0	0.0	0.00	0.00	1	0.0	0.0	0.1	0.00	0.02	C65
Ureter	0	0.0	0.0	0.0	0.00	0.00	1	0.0	0.0	0.1	0.01	0.01	C66
†Bladder	128	6.0	4.6	9.6	0.42	1.17	33	1.1	1.1	2.0	0.12	0.22	C67
Other urinary organs	0	0.0	0.0	0.0	0.00	0.00	0	0.0	0.0	0.0	0.00	0.00	C68
Eye	1	0.0	0.0	0.0	0.00	0.00	1	0.0	0.0	0.0	0.01	0.01	C69
Brain and nervous system	66	3.1	2.4	3.7	0.28	0.40	53	1.7	1.8	2.5	0.14	0.27	C70-72
Thyroid	52	2.5	1.9	2.8	0.20	0.27	266	8.8	9.2	10.6	0.81	1.00	C73
Adrenal gland	6	0.3	0.2	0.2	0.01	0.01	4	0.1	0.1	0.1	0.01	0.01	C74
Other endocrine	1	0.0	0.0	0.0	0.00	0.00	1	0.0	0.0	0.0	0.00	0.00	C75
Hodgkin lymphoma	99	4.7	3.6	4.2	0.31	0.34	68	2.2	2.4	2.6	0.16	0.20	C81
Non-Hodgkin lymphoma	194	9.1	7.0	10.9	0.67	1.10	160	5.3	5.5	8.1	0.61	0.94	C82-86,C96
Immunoproliferative diseases	7	0.3	0.3	0.3	0.01	0.01	5	0.2	0.2	0.3	0.02	0.04	C88
Multiple myeloma	35	1.7	1.3	2.5	0.17	0.27	36	1.2	1.2	2.0	0.14	0.24	C90
Lymphoid leukaemia	101	4.8	3.6	4.1	0.23	0.35	66	2.2	2.3	2.5	0.12	0.18	C91
Myeloid leukaemia	62	2.9	2.2	3.4	0.21	0.32	65	2.1	2.3	3.0	0.20	0.31	C92-94
Leukaemia unspecified	8	0.4	0.3	0.5	0.02	0.06	3	0.1	0.1	0.1	0.01	0.01	C95
Myeloproliferative disorders	5	0.2	0.2	0.3	0.01	0.04	7	0.2	0.2	0.4	0.01	0.06	MPD
Myelodysplastic syndromes	7	0.3	0.3	0.5	0.04	0.04	11	0.4	0.4	0.6	0.03	0.08	MDS
Other and unspecified	67	3.2	2.4	4.7	0.22	0.63	87	2.9	3.0	5.0	0.26	0.60	O&U
All sites	2140		77.0	140.2	7.50	16.07	3045		105.4	156.1	10.55	18.05	C00-96
All sites except C44	2121	100.0	76.3	138.6	7.44	15.85	3032	100.0	105.0	155.5	10.51	17.98	C00-96 exc. C44

† See note following population pyramid

Kuwait: Non-Kuwaitis (2008–2012)

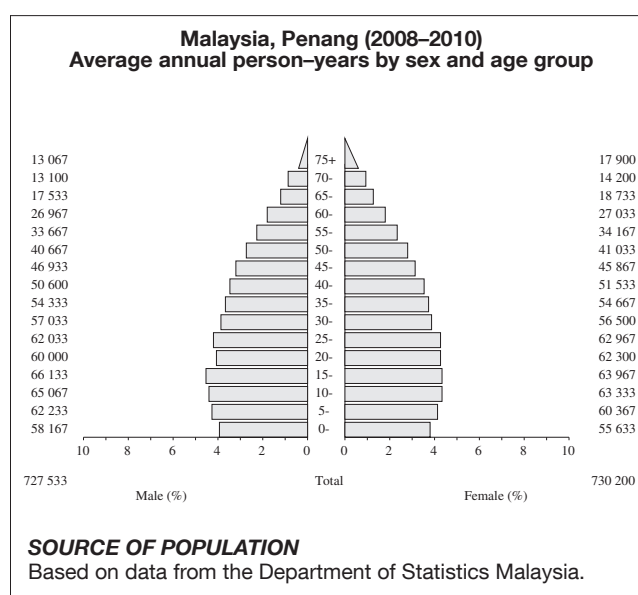
SITE	Male						Female						ICD-10
	No. cases	Freq. (%)	Crude rate (per 100 000)	ASR world	Cum. rates 0-64 (%)	0-74 (%)	No. cases	Freq. (%)	Crude rate (per 100 000)	ASR world	Cum. rates 0-64 (%)	0-74 (%)	
Lip	7	0.3	0.1	0.1	0.01	0.01	0	0.0	0.0	0.0	0.00	0.00	C00
Tongue	47	1.7	0.6	0.7	0.05	0.09	13	0.5	0.3	0.6	0.07	0.07	C01-02
Mouth	30	1.1	0.4	0.8	0.04	0.12	17	0.7	0.4	1.5	0.05	0.13	C03-06
Salivary glands	12	0.4	0.1	0.1	0.01	0.01	9	0.4	0.2	0.3	0.01	0.01	C07-08
Tonsil	7	0.3	0.1	0.1	0.01	0.01	1	0.0	0.0	0.1	0.00	0.00	C09
Other oropharynx	2	0.1	0.0	0.0	0.00	0.00	0	0.0	0.0	0.0	0.00	0.00	C10
Nasopharynx	31	1.1	0.4	0.6	0.03	0.09	10	0.4	0.2	0.4	0.02	0.04	C11
Hypopharynx	7	0.3	0.1	0.0	0.00	0.00	0	0.0	0.0	0.0	0.00	0.00	C12-13
Pharynx unspecified	0	0.0	0.0	0.0	0.00	0.00	0	0.0	0.0	0.0	0.00	0.00	C14
Oesophagus	24	0.9	0.3	1.0	0.02	0.15	4	0.2	0.1	0.3	0.00	0.00	C15
Stomach	78	2.9	0.9	2.1	0.11	0.27	37	1.5	0.9	2.1	0.09	0.28	C16
Small intestine	9	0.3	0.1	0.2	0.01	0.02	7	0.3	0.2	0.2	0.01	0.03	C17
Colon	198	7.3	2.4	6.3	0.24	0.80	111	4.6	2.7	6.8	0.36	0.84	C18
Rectum	116	4.3	1.4	2.3	0.13	0.29	43	1.8	1.0	2.6	0.14	0.38	C19-20
Anus	11	0.4	0.1	0.4	0.01	0.02	3	0.1	0.1	0.2	0.00	0.00	C21
Liver	121	4.4	1.5	3.6	0.18	0.41	22	0.9	0.5	2.0	0.05	0.25	C22
Gallbladder etc.	32	1.2	0.4	0.9	0.05	0.13	20	0.8	0.5	1.8	0.04	0.26	C23-24
Pancreas	50	1.8	0.6	1.4	0.07	0.22	24	1.0	0.6	2.1	0.10	0.23	C25
Nose, sinuses etc.	4	0.1	0.0	0.1	0.01	0.01	2	0.1	0.0	0.0	0.00	0.00	C30-31
Larynx	59	2.2	0.7	1.8	0.07	0.26	7	0.3	0.2	0.7	0.01	0.14	C32
Trachea, bronchus, and lung	186	6.8	2.3	7.9	0.22	0.91	57	2.4	1.4	4.1	0.11	0.49	C33-34
Other thoracic organs	15	0.6	0.2	0.3	0.01	0.06	6	0.2	0.1	0.2	0.02	0.02	C37-38
Bone	24	0.9	0.3	0.5	0.03	0.03	12	0.5	0.3	0.3	0.02	0.02	C40-41
Melanoma of skin	11	0.4	0.1	0.3	0.01	0.02	10	0.4	0.2	0.4	0.05	0.05	C43
Other skin	51		0.6	1.6	0.06	0.17	24		0.6	1.3	0.07	0.18	C44
Mesothelioma	23	0.8	0.3	1.0	0.03	0.13	1	0.0	0.0	0.1	0.01	0.01	C45
Kaposi sarcoma	3	0.1	0.0	0.2	0.00	0.01	2	0.1	0.0	0.3	0.00	0.02	C46
Connective and soft tissue	50	1.8	0.6	0.8	0.06	0.08	29	1.2	0.7	1.0	0.04	0.10	C47+C49
Breast	11	0.4	0.1	0.2	0.01	0.03	942	39.0	22.5	41.2	2.75	4.99	C50
Vulva							1	0.0	0.0	0.0	0.00	0.00	C51
Vagina							2	0.1	0.0	0.0	0.00	0.00	C52
Cervix uteri							113	4.7	2.7	3.0	0.23	0.34	C53
Corpus uteri							115	4.8	2.7	7.4	0.49	1.04	C54
Uterus unspecified							10	0.4	0.2	0.6	0.03	0.08	C55
Ovary							106	4.4	2.5	4.5	0.27	0.51	C56
Other female genital organs							4	0.2	0.1	0.3	0.00	0.02	C57
Placenta							1	0.0	0.0	0.0	0.00	0.00	C58
Penis	5	0.2	0.1	0.1	0.01	0.01							C60
Prostate	220	8.1	2.7	14.0	0.23	1.60							C61
Testis	54	2.0	0.7	0.5	0.03	0.04							C62
Other male genital organs	1	0.0	0.0	0.0	0.00	0.00							C63
Kidney	78	2.9	0.9	1.7	0.07	0.26	22	0.9	0.5	1.2	0.06	0.10	C64
Renal pelvis	1	0.0	0.0	0.0	0.00	0.00	0	0.0	0.0	0.0	0.00	0.00	C65
Ureter	0	0.0	0.0	0.0	0.00	0.00	1	0.0	0.0	0.0	0.00	0.00	C66
†Bladder	172	6.3	2.1	6.5	0.21	0.66	25	1.0	0.6	2.4	0.06	0.28	C67
Other urinary organs	0	0.0	0.0	0.0	0.00	0.00	0	0.0	0.0	0.0	0.00	0.00	C68
Eye	6	0.2	0.1	0.2	0.01	0.01	1	0.0	0.0	0.0	0.00	0.00	C69
Brain and nervous system	98	3.6	1.2	2.0	0.09	0.23	38	1.6	0.9	1.8	0.11	0.22	C70-72
Thyroid	123	4.5	1.5	1.6	0.10	0.20	253	10.5	6.0	5.8	0.45	0.63	C73
Adrenal gland	3	0.1	0.0	0.1	0.01	0.01	3	0.1	0.1	0.1	0.00	0.00	C74
Other endocrine	1	0.0	0.0	0.0	0.00	0.00	0	0.0	0.0	0.0	0.00	0.00	C75
Hodgkin lymphoma	117	4.3	1.4	2.0	0.10	0.15	35	1.4	0.8	0.8	0.05	0.07	C81
Non-Hodgkin lymphoma	217	8.0	2.6	4.4	0.23	0.56	91	3.8	2.2	4.5	0.22	0.54	C82-86,C96
Immunoproliferative diseases	15	0.6	0.2	0.2	0.02	0.04	4	0.2	0.1	0.2	0.01	0.03	C88
Multiple myeloma	60	2.2	0.7	1.6	0.06	0.19	17	0.7	0.4	1.0	0.04	0.10	C90
Lymphoid leukaemia	118	4.3	1.4	3.3	0.16	0.27	54	2.2	1.3	2.2	0.10	0.20	C91
Myeloid leukaemia	154	5.7	1.9	2.2	0.13	0.20	58	2.4	1.4	1.9	0.09	0.15	C92-94
Leukaemia unspecified	15	0.6	0.2	0.5	0.01	0.05	4	0.2	0.1	0.1	0.01	0.01	C95
Myeloproliferative disorders	6	0.2	0.1	0.1	0.01	0.01	1	0.0	0.0	0.0	0.00	0.00	MPD
Myelodysplastic syndromes	8	0.3	0.1	0.2	0.01	0.03	3	0.1	0.1	0.2	0.00	0.03	MDS
Other and unspecified	82	3.0	1.0	2.4	0.11	0.24	67	2.8	1.6	4.6	0.24	0.59	O&U
All sites	2773		33.7	78.8	3.10	9.10	2442		58.4	113.4	6.49	13.52	C00-96
All sites except C44	2722	100.0	33.0	77.3	3.03	8.92	2418	100.0	57.8	112.1	6.42	13.33	C00-96 exc. C44

† See note following population pyramid

Malaysia, Penang

CONTRIBUTORS

Azizah Ab Manan
Nadia Mustafar
Norshila Shuib
Shahida Amran
Mohd Yazid

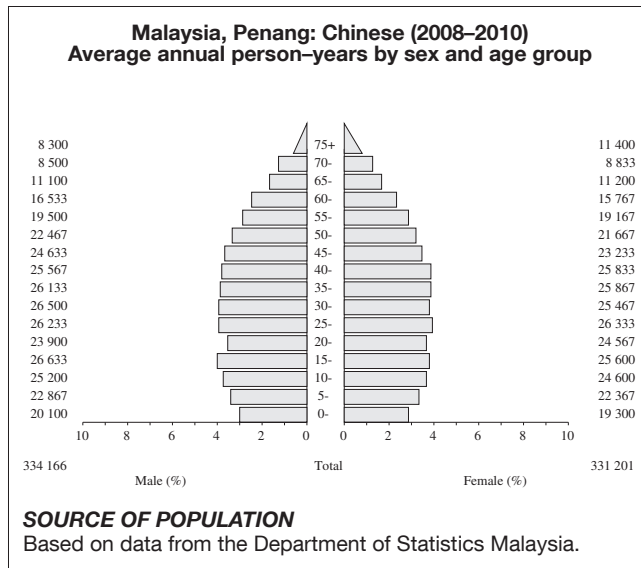


NOTES ON THE DATA

*No official mortality data.

20 major cancers, ASR (World) per 100 000

<i>Male</i>		<i>Female</i>	
Trachea, bronchus, and lung	25.9	Breast	51.7
Prostate	14.1	Colon	12.4
Colon	13.3	Cervix uteri	10.4
Liver	10.9	Ovary	9.0
Rectum	10.6	Trachea, bronchus, and lung	8.8
Nasopharynx	10.6	Corpus uteri	7.3
Non-Hodgkin lymphoma	7.4	Rectum	6.9
Stomach	6.4	Non-Hodgkin lymphoma	5.5
Non-melanoma skin cancer	5.5	Stomach	5.2
Bladder	4.6	Other and unspecified	4.4
Kidney	4.3	Liver	3.5
Other and unspecified	4.2	Nasopharynx	3.3
Pancreas	4.1	Non-melanoma skin cancer	3.2
Larynx	3.4	Thyroid	3.2
Lymphoid leukaemia	3.2	Pancreas	3.1
Myeloid leukaemia	3.0	Myeloid leukaemia	2.9
Brain and nervous system	2.9	Kidney	2.4
Oesophagus	2.3	Brain and nervous system	2.2
Connective and soft tissue	1.7	Lymphoid leukaemia	1.9
Thyroid	1.6	Gallbladder etc.	1.5
All sites	154.9	All sites	163.7

**NOTES ON THE DATA**

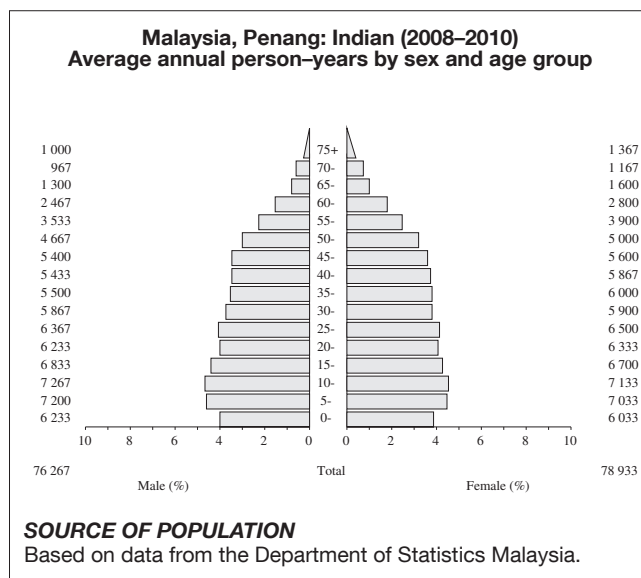
*No official mortality data.

10 major cancers, ASR (World) per 100 000*Male*

Trachea, bronchus, and lung	29.2
Prostate	17.2
Colon	16.4
Nasopharynx	16.1
Liver	13.2
Rectum	11.7
Stomach	8.1
Non-Hodgkin lymphoma	7.5
Non-melanoma skin cancer	7.2
Pancreas	5.8
All sites	181.1

Female

Breast	61.7
Colon	16.0
Cervix uteri	13.9
Trachea, bronchus, and lung	10.5
Ovary	10.3
Rectum	8.4
Corpus uteri	7.9
Stomach	7.1
Non-Hodgkin lymphoma	5.8
Nasopharynx	4.7
All sites	193.6

**NOTES ON THE DATA**

*No official mortality data.

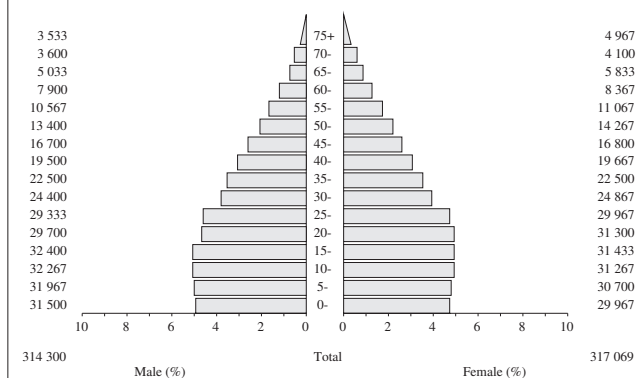
10 major cancers, ASR (World) per 100 000*Male*

Prostate	17.5
Trachea, bronchus, and lung	16.1
Colon	11.5
Rectum	8.9
Liver	6.2
Bladder	5.9
Stomach	5.8
Non-Hodgkin lymphoma	5.0
Larynx	4.9
Oesophagus	3.3
All sites	125.6

Female

Breast	50.0
Cervix uteri	9.0
Ovary	8.5
Colon	8.4
Mouth	7.4
Trachea, bronchus, and lung	7.4
Other and unspecified	6.5
Corpus uteri	6.2
Rectum	5.4
Oesophagus	4.1
All sites	148.5

Malaysia, Penang: Malay (2008–2010)
Average annual person-years by sex and age group



SOURCE OF POPULATION

Based on data from the Department of Statistics Malaysia.

NOTES ON THE DATA

*No official mortality data.

10 major cancers, ASR (World) per 100 000

Male

Trachea, bronchus, and lung	21.0
Rectum	8.4
Liver	7.4
Colon	6.7
Non-Hodgkin lymphoma	6.6
Prostate	6.0
Myeloid leukaemia	4.4
Nasopharynx	4.2
Lymphoid leukaemia	3.4
Bladder	3.3
All sites	105.8

Female

Breast	35.0
Ovary	7.2
Corpus uteri	6.5
Colon	6.0
Non-Hodgkin lymphoma	5.8
Trachea, bronchus, and lung	5.5
Cervix uteri	5.5
Rectum	4.6
Myeloid leukaemia	3.5
Thyroid	3.3
All sites	112.7

*Malaysia, Penang (2008–2010)

SITE	Male						Female						ICD-10
	No. cases	Freq. (%)	Crude rate (per 100 000)	ASR world	Cum. rates 0-64 (%)	0-74	No. cases	Freq. (%)	Crude rate (per 100 000)	ASR world	Cum. rates 0-64 (%)	0-74	
Lip	3	0.1	0.1	0.2	0.00	0.02	5	0.1	0.2	0.2	0.01	0.03	C00
Tongue	25	0.8	1.1	1.2	0.07	0.12	20	0.5	0.9	0.9	0.04	0.11	C01-02
Mouth	22	0.7	1.0	1.1	0.06	0.09	27	0.7	1.2	1.2	0.05	0.18	C03-06
Salivary glands	26	0.8	1.2	1.2	0.08	0.14	8	0.2	0.4	0.3	0.02	0.03	C07-08
Tonsil	9	0.3	0.4	0.4	0.03	0.04	3	0.1	0.1	0.1	0.01	0.01	C09
Other oropharynx	4	0.1	0.2	0.2	0.01	0.03	1	0.0	0.0	0.0	0.00	0.00	C10
Nasopharynx	244	7.8	11.2	10.6	0.82	1.17	77	2.1	3.5	3.3	0.24	0.38	C11
Hypopharynx	12	0.4	0.5	0.6	0.01	0.06	7	0.2	0.3	0.3	0.01	0.03	C12-13
Pharynx unspecified	2	0.1	0.1	0.1	0.01	0.01	3	0.1	0.1	0.1	0.01	0.02	C14
Oesophagus	47	1.5	2.2	2.3	0.14	0.27	19	0.5	0.9	0.9	0.03	0.13	C15
Stomach	132	4.2	6.0	6.4	0.31	0.73	123	3.3	5.6	5.2	0.24	0.59	C16
Small intestine	11	0.4	0.5	0.5	0.03	0.07	9	0.2	0.4	0.4	0.03	0.03	C17
Colon	276	8.8	12.6	13.3	0.64	1.56	288	7.7	13.1	12.4	0.65	1.43	C18
Rectum	222	7.1	10.2	10.6	0.54	1.16	162	4.4	7.4	6.9	0.34	0.81	C19-20
Anus	6	0.2	0.3	0.3	0.02	0.03	14	0.4	0.6	0.6	0.02	0.06	C21
Liver	232	7.4	10.6	10.9	0.68	1.30	80	2.2	3.7	3.5	0.15	0.45	C22
Gallbladder etc.	22	0.7	1.0	1.0	0.07	0.12	33	0.9	1.5	1.5	0.05	0.19	C23-24
Pancreas	85	2.7	3.9	4.1	0.20	0.48	74	2.0	3.4	3.1	0.16	0.30	C25
Nose, sinuses etc.	16	0.5	0.7	0.7	0.06	0.07	3	0.1	0.1	0.1	0.01	0.01	C30-31
Larynx	69	2.2	3.2	3.4	0.17	0.44	6	0.2	0.3	0.2	0.02	0.04	C32
Trachea, bronchus, and lung	531	17.0	24.3	25.9	1.21	3.39	200	5.4	9.1	8.8	0.50	1.02	C33-34
Other thoracic organs	13	0.4	0.6	0.6	0.05	0.05	14	0.4	0.6	0.6	0.03	0.06	C37-38
Bone	30	1.0	1.4	1.3	0.10	0.11	17	0.5	0.8	0.7	0.05	0.06	C40-41
Melanoma of skin	6	0.2	0.3	0.3	0.03	0.04	10	0.3	0.5	0.4	0.03	0.04	C43
Other skin	112		5.1	5.5	0.23	0.62	72		3.3	3.2	0.11	0.37	C44
Mesothelioma	0	0.0	0.0	0.0	0.00	0.00	1	0.0	0.0	0.1	0.00	0.01	C45
Kaposi sarcoma	2	0.1	0.1	0.1	0.00	0.00	0	0.0	0.0	0.0	0.00	0.00	C46
Connective and soft tissue	38	1.2	1.7	1.7	0.12	0.16	32	0.9	1.5	1.4	0.07	0.15	C47+C49
Breast	10	0.3	0.5	0.5	0.02	0.05	1217	32.7	55.6	51.7	4.04	5.74	C50
Vulva							7	0.2	0.3	0.3	0.01	0.05	C51
Vagina							5	0.1	0.2	0.2	0.01	0.02	C52
Cervix uteri							245	6.6	11.2	10.4	0.75	1.25	C53
Corpus uteri							171	4.6	7.8	7.3	0.57	0.82	C54
Uterus unspecified							33	0.9	1.5	1.4	0.11	0.15	C55
Ovary							207	5.6	9.4	9.0	0.69	0.99	C56
Other female genital organs							1	0.0	0.0	0.0	0.00	0.00	C57
Placenta							4	0.1	0.2	0.2	0.01	0.01	C58
Penis	6	0.2	0.3	0.3	0.02	0.03							C60
Prostate	273	8.7	12.5	14.1	0.32	1.79							C61
Testis	14	0.4	0.6	0.6	0.04	0.04							C62
Other male genital organs	2	0.1	0.1	0.1	0.01	0.01							C63
Kidney	89	2.8	4.1	4.3	0.21	0.51	55	1.5	2.5	2.4	0.15	0.27	C64
Renal pelvis	2	0.1	0.1	0.1	0.00	0.00	1	0.0	0.0	0.1	0.00	0.01	C65
Ureter	3	0.1	0.1	0.1	0.01	0.02	6	0.2	0.3	0.3	0.00	0.03	C66
Bladder	95	3.0	4.4	4.6	0.19	0.54	33	0.9	1.5	1.4	0.08	0.16	C67
Other urinary organs	1	0.0	0.0	0.0	0.00	0.00	0	0.0	0.0	0.0	0.00	0.00	C68
Eye	10	0.3	0.5	0.5	0.02	0.05	4	0.1	0.2	0.2	0.01	0.01	C69
Brain and nervous system	63	2.0	2.9	2.9	0.17	0.22	48	1.3	2.2	2.2	0.14	0.18	C70-72
Thyroid	37	1.2	1.7	1.6	0.11	0.17	76	2.0	3.5	3.2	0.23	0.30	C73
Adrenal gland	4	0.1	0.2	0.2	0.01	0.02	2	0.1	0.1	0.1	0.01	0.01	C74
Other endocrine	5	0.2	0.2	0.2	0.01	0.01	1	0.0	0.0	0.0	0.00	0.00	C75
Hodgkin lymphoma	22	0.7	1.0	0.9	0.07	0.08	11	0.3	0.5	0.5	0.03	0.04	C81
Non-Hodgkin lymphoma	156	5.0	7.1	7.4	0.41	0.77	125	3.4	5.7	5.5	0.34	0.63	C82-86,C96
Immunoproliferative diseases	2	0.1	0.1	0.1	0.01	0.01	0	0.0	0.0	0.0	0.00	0.00	C88
Multiple myeloma	18	0.6	0.8	0.8	0.05	0.09	14	0.4	0.6	0.7	0.03	0.10	C90
Lymphoid leukaemia	61	2.0	2.8	3.2	0.18	0.21	35	0.9	1.6	1.9	0.09	0.10	C91
Myeloid leukaemia	63	2.0	2.9	3.0	0.17	0.30	63	1.7	2.9	2.9	0.19	0.25	C92-94
Leukaemia unspecified	12	0.4	0.5	0.6	0.03	0.07	18	0.5	0.8	0.8	0.04	0.07	C95
Myeloproliferative disorders	0	0.0	0.0	0.0	0.00	0.00	0	0.0	0.0	0.0	0.00	0.00	MPD
Myelodysplastic syndromes	0	0.0	0.0	0.0	0.00	0.00	0	0.0	0.0	0.0	0.00	0.00	MDS
Other and unspecified	90	2.9	4.1	4.2	0.23	0.47	100	2.7	4.6	4.4	0.23	0.51	O&U
All sites	3235		148.2	154.9	7.99	17.77	3790		173.0	163.7	10.63	18.25	C00-96
All sites except C44	3123	100.0	143.1	149.4	7.75	17.16	3718	100.0	169.7	160.6	10.52	17.88	C00-96 exc. C44

*See note following population pyramid

*Malaysia, Penang: Chinese (2008–2010)

SITE	Male						Female						ICD-10
	No. cases	Freq. (%)	Crude rate (per 100 000)	ASR world	Cum. rates 0-64 (%)	0-74	No. cases	Freq. (%)	Crude rate (per 100 000)	ASR world	Cum. rates 0-64 (%)	0-74	
Lip	2	0.1	0.2	0.2	0.00	0.02	0	0.0	0.0	0.0	0.00	0.00	C00
Tongue	11	0.5	1.1	0.9	0.04	0.09	13	0.5	1.3	1.0	0.06	0.09	C01-02
Mouth	13	0.6	1.3	1.0	0.06	0.07	4	0.2	0.4	0.3	0.02	0.05	C03-06
Salivary glands	16	0.7	1.6	1.3	0.08	0.16	4	0.2	0.4	0.4	0.02	0.02	C07-08
Tonsil	4	0.2	0.4	0.3	0.03	0.03	2	0.1	0.2	0.2	0.02	0.02	C09
Other oropharynx	1	0.0	0.1	0.1	0.01	0.01	0	0.0	0.0	0.0	0.00	0.00	C10
Nasopharynx	204	9.5	20.3	16.1	1.28	1.73	59	2.4	5.9	4.7	0.36	0.54	C11
Hypopharynx	8	0.4	0.8	0.6	0.03	0.09	2	0.1	0.2	0.1	0.00	0.02	C12-13
Pharynx unspecified	1	0.0	0.1	0.1	0.01	0.01	2	0.1	0.2	0.2	0.02	0.02	C14
Oesophagus	27	1.3	2.7	2.2	0.12	0.24	6	0.2	0.6	0.4	0.03	0.04	C15
Stomach	102	4.8	10.2	8.1	0.37	0.96	98	4.0	9.9	7.1	0.28	0.82	C16
Small intestine	9	0.4	0.9	0.7	0.04	0.11	6	0.2	0.6	0.4	0.04	0.04	C17
Colon	205	9.6	20.4	16.4	0.76	1.90	219	9.0	22.0	16.0	0.79	1.80	C18
Rectum	147	6.9	14.7	11.7	0.57	1.31	115	4.7	11.6	8.4	0.42	0.91	C19-20
Anus	3	0.1	0.3	0.2	0.02	0.02	12	0.5	1.2	0.8	0.02	0.09	C21
Liver	167	7.8	16.7	13.2	0.82	1.57	58	2.4	5.8	4.3	0.16	0.55	C22
Gallbladder etc.	14	0.7	1.4	1.1	0.07	0.13	24	1.0	2.4	1.8	0.06	0.24	C23-24
Pancreas	73	3.4	7.3	5.8	0.28	0.65	53	2.2	5.3	3.8	0.17	0.35	C25
Nose, sinuses etc.	12	0.6	1.2	0.9	0.07	0.09	3	0.1	0.3	0.2	0.01	0.01	C30-31
Larynx	44	2.1	4.4	3.6	0.18	0.46	3	0.1	0.3	0.2	0.02	0.02	C32
Trachea, bronchus, and lung	365	17.0	36.4	29.2	1.41	3.80	140	5.7	14.1	10.5	0.60	1.23	C33-34
Other thoracic organs	10	0.5	1.0	0.8	0.07	0.07	12	0.5	1.2	0.9	0.03	0.09	C37-38
Bone	18	0.8	1.8	1.7	0.12	0.12	10	0.4	1.0	0.8	0.06	0.08	C40-41
Melanoma of skin	3	0.1	0.3	0.2	0.03	0.03	8	0.3	0.8	0.6	0.06	0.07	C43
Other skin	89		8.9	7.2	0.30	0.80	59		5.9	4.4	0.15	0.52	C44
Mesothelioma	0	0.0	0.0	0.0	0.00	0.00	1	0.0	0.1	0.1	0.00	0.01	C45
Kaposi sarcoma	1	0.0	0.1	0.1	0.01	0.01	0	0.0	0.0	0.0	0.00	0.00	C46
Connective and soft tissue	20	0.9	2.0	1.6	0.12	0.17	14	0.6	1.4	1.1	0.06	0.10	C47+C49
Breast	9	0.4	0.9	0.7	0.03	0.08	791	32.5	79.6	61.7	4.86	6.87	C50
Vulva							6	0.2	0.6	0.4	0.03	0.06	C51
Vagina							5	0.2	0.5	0.5	0.02	0.04	C52
Cervix uteri							178	7.3	17.9	13.9	1.00	1.63	C53
Corpus uteri							102	4.2	10.3	7.9	0.63	0.89	C54
Uterus unspecified							23	0.9	2.3	1.7	0.14	0.19	C55
Ovary							127	5.2	12.8	10.3	0.75	1.16	C56
Other female genital organs							1	0.0	0.1	0.1	0.01	0.01	C57
Placenta							0	0.0	0.0	0.0	0.00	0.00	C58
Penis	4	0.2	0.4	0.4	0.02	0.03							C60
Prostate	210	9.8	20.9	17.2	0.35	2.20							C61
Testis	5	0.2	0.5	0.5	0.03	0.03							C62
Other male genital organs	2	0.1	0.2	0.1	0.02	0.02							C63
Kidney	71	3.3	7.1	5.8	0.29	0.67	44	1.8	4.4	3.4	0.19	0.39	C64
Renal pelvis	2	0.1	0.2	0.2	0.00	0.00	1	0.0	0.1	0.1	0.00	0.01	C65
Ureter	2	0.1	0.2	0.2	0.01	0.03	6	0.2	0.6	0.4	0.01	0.06	C66
Bladder	65	3.0	6.5	5.2	0.24	0.63	22	0.9	2.2	1.6	0.08	0.16	C67
Other urinary organs	0	0.0	0.0	0.0	0.00	0.00	0	0.0	0.0	0.0	0.00	0.00	C68
Eye	8	0.4	0.8	0.8	0.02	0.07	0	0.0	0.0	0.0	0.00	0.00	C69
Brain and nervous system	30	1.4	3.0	2.7	0.15	0.23	21	0.9	2.1	2.1	0.13	0.19	C70-72
Thyroid	23	1.1	2.3	1.9	0.12	0.17	42	1.7	4.2	3.4	0.25	0.32	C73
Adrenal gland	4	0.2	0.4	0.4	0.02	0.03	1	0.0	0.1	0.1	0.01	0.01	C74
Other endocrine	4	0.2	0.4	0.3	0.03	0.03	1	0.0	0.1	0.1	0.01	0.01	C75
Hodgkin lymphoma	8	0.4	0.8	0.7	0.06	0.06	4	0.2	0.4	0.4	0.02	0.04	C81
Non-Hodgkin lymphoma	89	4.2	8.9	7.5	0.40	0.83	70	2.9	7.0	5.8	0.36	0.63	C82-86,C96
Immunoproliferative diseases	1	0.0	0.1	0.1	0.01	0.01	0	0.0	0.0	0.0	0.00	0.00	C88
Multiple myeloma	11	0.5	1.1	0.9	0.05	0.11	8	0.3	0.8	0.6	0.03	0.10	C90
Lymphoid leukaemia	26	1.2	2.6	2.9	0.18	0.22	12	0.5	1.2	1.7	0.08	0.09	C91
Myeloid leukaemia	23	1.1	2.3	2.0	0.12	0.21	30	1.2	3.0	2.8	0.15	0.22	C92-94
Leukaemia unspecified	3	0.1	0.3	0.2	0.01	0.03	10	0.4	1.0	0.9	0.04	0.09	C95
Myeloproliferative disorders	0	0.0	0.0	0.0	0.00	0.00	0	0.0	0.0	0.0	0.00	0.00	MPD
Myelodysplastic syndromes	0	0.0	0.0	0.0	0.00	0.00	0	0.0	0.0	0.0	0.00	0.00	MDS
Other and unspecified	61	2.8	6.1	4.9	0.27	0.54	64	2.6	6.4	4.7	0.22	0.52	O&U
All sites	2230		222.4	181.1	9.34	20.87	2496		251.2	193.6	12.47	21.44	C00-96
All sites except C44	2141	100.0	213.6	173.9	9.04	20.07	2437	100.0	245.3	189.1	12.33	20.92	C00-96 exc. C44

*See note following population pyramid

*Malaysia, Penang: Indian (2008–2010)

SITE	Male						Female						ICD-10
	No. cases	Freq. (%)	Crude rate (per 100 000)	ASR world	Cum. rates 0-64 (%)	0-74 (%)	No. cases	Freq. (%)	Crude rate (per 100 000)	ASR world	Cum. rates 0-64 (%)	0-74 (%)	
Lip	1	0.4	0.4	0.7	0.00	0.17	3	0.9	1.3	1.4	0.03	0.18	C00
Tongue	5	2.2	2.2	2.2	0.25	0.25	3	0.9	1.3	1.5	0.03	0.31	C01-02
Mouth	5	2.2	2.2	2.9	0.16	0.16	14	4.1	5.9	7.4	0.14	1.13	C03-06
Salivary glands	2	0.9	0.9	1.0	0.05	0.05	0	0.0	0.0	0.0	0.00	0.00	C07-08
Tonsil	2	0.9	0.9	0.7	0.08	0.08	0	0.0	0.0	0.0	0.00	0.00	C09
Other oropharynx	2	0.9	0.9	1.3	0.07	0.20	0	0.0	0.0	0.0	0.00	0.00	C10
Nasopharynx	4	1.7	1.7	1.8	0.11	0.28	0	0.0	0.0	0.0	0.00	0.00	C11
Hypopharynx	1	0.4	0.4	0.7	0.00	0.00	3	0.9	1.3	1.0	0.12	0.12	C12-13
Pharynx unspecified	1	0.4	0.4	0.4	0.04	0.04	1	0.3	0.4	0.6	0.00	0.10	C14
Oesophagus	5	2.2	2.2	3.3	0.04	0.46	8	2.4	3.4	4.1	0.11	0.70	C15
Stomach	11	4.8	4.8	5.8	0.33	0.58	8	2.4	3.4	3.1	0.24	0.24	C16
Small intestine	0	0.0	0.0	0.0	0.00	0.00	2	0.6	0.8	0.7	0.06	0.06	C17
Colon	22	9.5	9.6	11.5	0.70	1.26	18	5.3	7.6	8.4	0.43	1.25	C18
Rectum	17	7.4	7.4	8.9	0.47	1.03	12	3.6	5.1	5.4	0.25	0.74	C19-20
Anus	0	0.0	0.0	0.0	0.00	0.00	0	0.0	0.0	0.0	0.00	0.00	C21
Liver	11	4.8	4.8	6.2	0.29	1.07	6	1.8	2.5	3.3	0.00	0.53	C22
Gallbladder etc.	3	1.3	1.3	1.5	0.09	0.22	3	0.9	1.3	1.3	0.09	0.19	C23-24
Pancreas	5	2.2	2.2	2.9	0.18	0.48	7	2.1	3.0	3.2	0.13	0.27	C25
Nose, sinuses etc.	0	0.0	0.0	0.0	0.00	0.00	0	0.0	0.0	0.0	0.00	0.00	C30-31
Larynx	9	3.9	3.9	4.9	0.25	0.59	1	0.3	0.4	0.6	0.00	0.14	C32
Trachea, bronchus, and lung	30	13.0	13.1	16.1	0.96	1.78	15	4.4	6.3	7.4	0.33	0.97	C33-34
Other thoracic organs	0	0.0	0.0	0.0	0.00	0.00	2	0.6	0.8	0.7	0.09	0.09	C37-38
Bone	3	1.3	1.3	1.8	0.03	0.16	0	0.0	0.0	0.0	0.00	0.00	C40-41
Melanoma of skin	1	0.4	0.4	0.5	0.07	0.07	0	0.0	0.0	0.0	0.00	0.00	C43
Other skin	4		1.7	2.2	0.07	0.19	1		0.4	0.6	0.00	0.10	C44
Mesothelioma	0	0.0	0.0	0.0	0.00	0.00	0	0.0	0.0	0.0	0.00	0.00	C45
Kaposi sarcoma	0	0.0	0.0	0.0	0.00	0.00	0	0.0	0.0	0.0	0.00	0.00	C46
Connective and soft tissue	3	1.3	1.3	1.2	0.10	0.10	0	0.0	0.0	0.0	0.00	0.00	C47+C49
Breast	0	0.0	0.0	0.0	0.00	0.00	121	35.8	51.1	50.0	3.22	5.65	C50
Vulva							0	0.0	0.0	0.0	0.00	0.00	C51
Vagina							0	0.0	0.0	0.0	0.00	0.00	C52
Cervix uteri							22	6.5	9.3	9.0	0.63	1.27	C53
Corpus uteri							15	4.4	6.3	6.2	0.40	0.75	C54
Uterus unspecified							4	1.2	1.7	1.5	0.17	0.17	C55
Ovary							20	5.9	8.4	8.5	0.63	0.84	C56
Other female genital organs							0	0.0	0.0	0.0	0.00	0.00	C57
Placenta							0	0.0	0.0	0.0	0.00	0.00	C58
Penis	1	0.4	0.4	0.5	0.07	0.07							C60
Prostate	27	11.7	11.8	17.5	0.43	2.27							C61
Testis	3	1.3	1.3	1.1	0.08	0.08							C62
Other male genital organs	0	0.0	0.0	0.0	0.00	0.00							C63
Kidney	4	1.7	1.7	1.9	0.09	0.22	4	1.2	1.7	1.5	0.10	0.10	C64
Renal pelvis	0	0.0	0.0	0.0	0.00	0.00	0	0.0	0.0	0.0	0.00	0.00	C65
Ureter	1	0.4	0.4	0.4	0.04	0.04	0	0.0	0.0	0.0	0.00	0.00	C66
Bladder	9	3.9	3.9	5.9	0.10	0.49	3	0.9	1.3	1.5	0.00	0.14	C67
Other urinary organs	0	0.0	0.0	0.0	0.00	0.00	0	0.0	0.0	0.0	0.00	0.00	C68
Eye	1	0.4	0.4	0.5	0.07	0.07	1	0.3	0.4	0.5	0.00	0.00	C69
Brain and nervous system	4	1.7	1.7	1.7	0.10	0.10	9	2.7	3.8	3.9	0.23	0.23	C70-72
Thyroid	3	1.3	1.3	1.5	0.06	0.19	4	1.2	1.7	1.5	0.14	0.14	C73
Adrenal gland	0	0.0	0.0	0.0	0.00	0.00	1	0.3	0.4	0.4	0.03	0.03	C74
Other endocrine	0	0.0	0.0	0.0	0.00	0.00	0	0.0	0.0	0.0	0.00	0.00	C75
Hodgkin lymphoma	3	1.3	1.3	1.5	0.08	0.21	1	0.3	0.4	0.4	0.02	0.02	C81
Non-Hodgkin lymphoma	12	5.2	5.2	5.0	0.35	0.35	6	1.8	2.5	3.0	0.21	0.45	C82-86,C96
Immunoproliferative diseases	1	0.4	0.4	0.4	0.04	0.04	0	0.0	0.0	0.0	0.00	0.00	C88
Multiple myeloma	1	0.4	0.4	0.7	0.00	0.00	1	0.3	0.4	0.6	0.00	0.10	C90
Lymphoid leukaemia	6	2.6	2.6	3.0	0.15	0.15	3	0.9	1.3	1.5	0.09	0.09	C91
Myeloid leukaemia	6	2.6	2.6	2.6	0.19	0.36	3	0.9	1.3	1.0	0.11	0.11	C92-94
Leukaemia unspecified	0	0.0	0.0	0.0	0.00	0.00	1	0.3	0.4	0.3	0.03	0.03	C95
Myeloproliferative disorders	0	0.0	0.0	0.0	0.00	0.00	0	0.0	0.0	0.0	0.00	0.00	MPD
Myelodysplastic syndromes	0	0.0	0.0	0.0	0.00	0.00	0	0.0	0.0	0.0	0.00	0.00	MDS
Other and unspecified	6	2.6	2.6	3.1	0.19	0.32	13	3.8	5.5	6.5	0.28	1.02	O&U
All sites	235		102.7	125.6	6.36	14.17	339		143.2	148.5	8.34	18.30	C00-96
All sites except C44	231	100.0	101.0	123.5	6.29	13.97	338	100.0	142.7	147.9	8.34	18.19	C00-96 exc. C44

*See note following population pyramid

*Malaysia, Penang: Malay (2008–2010)

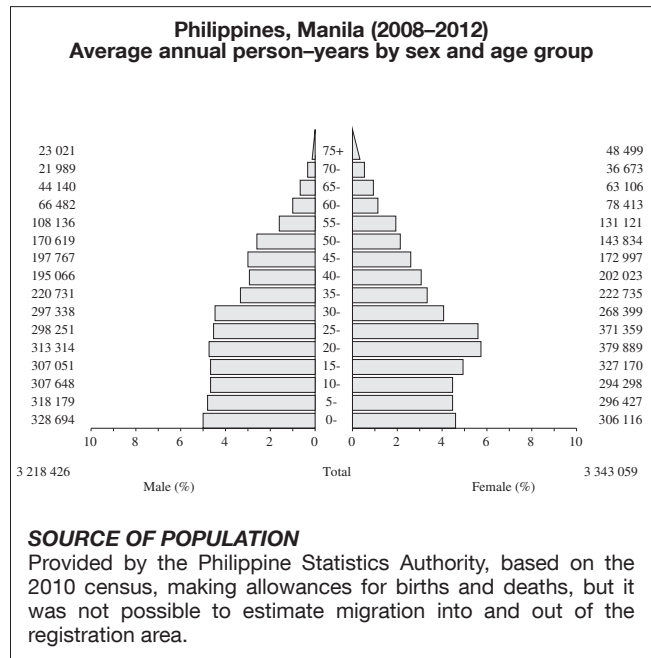
SITE	Male						Female						ICD-10
	No. cases	Freq. (%)	Crude rate (per 100 000)	ASR world	Cum. rates 0-64 (%)	0-74 (%)	No. cases	Freq. (%)	Crude rate (per 100 000)	ASR world	Cum. rates 0-64 (%)	0-74 (%)	
Lip	0	0.0	0.0	0.0	0.00	0.00	2	0.2	0.2	0.2	0.01	0.05	C00
Tongue	9	1.2	1.0	1.4	0.06	0.16	3	0.3	0.3	0.4	0.02	0.10	C01-02
Mouth	4	0.6	0.4	0.7	0.03	0.10	8	0.9	0.8	1.1	0.07	0.14	C03-06
Salivary glands	8	1.1	0.8	1.1	0.09	0.12	3	0.3	0.3	0.4	0.02	0.06	C07-08
Tonsil	3	0.4	0.3	0.4	0.02	0.05	1	0.1	0.1	0.1	0.00	0.00	C09
Other oropharynx	1	0.1	0.1	0.2	0.00	0.05	1	0.1	0.1	0.1	0.01	0.01	C10
Nasopharynx	34	4.7	3.6	4.2	0.32	0.48	18	2.0	1.9	2.0	0.14	0.21	C11
Hypopharynx	3	0.4	0.3	0.6	0.00	0.00	2	0.2	0.2	0.3	0.00	0.03	C12-13
Pharynx unspecified	0	0.0	0.0	0.0	0.00	0.00	0	0.0	0.0	0.0	0.00	0.00	C14
Oesophagus	14	1.9	1.5	2.3	0.20	0.30	5	0.6	0.5	0.7	0.02	0.14	C15
Stomach	19	2.6	2.0	2.9	0.17	0.29	17	1.9	1.8	2.3	0.18	0.23	C16
Small intestine	2	0.3	0.2	0.2	0.02	0.02	1	0.1	0.1	0.1	0.00	0.00	C17
Colon	44	6.1	4.7	6.7	0.38	0.81	46	5.1	4.8	6.0	0.43	0.74	C18
Rectum	55	7.6	5.8	8.4	0.49	0.86	34	3.8	3.6	4.6	0.24	0.66	C19-20
Anus	3	0.4	0.3	0.5	0.02	0.05	1	0.1	0.1	0.1	0.01	0.01	C21
Liver	52	7.2	5.5	7.4	0.52	0.80	15	1.7	1.6	2.0	0.16	0.23	C22
Gallbladder etc.	5	0.7	0.5	0.8	0.04	0.08	6	0.7	0.6	0.9	0.03	0.10	C23-24
Pancreas	7	1.0	0.7	1.0	0.06	0.14	13	1.4	1.4	1.7	0.13	0.20	C25
Nose, sinuses etc.	4	0.6	0.4	0.4	0.04	0.04	0	0.0	0.0	0.0	0.00	0.00	C30-31
Larynx	16	2.2	1.7	2.5	0.13	0.38	2	0.2	0.2	0.3	0.01	0.05	C32
Trachea, bronchus, and lung	130	18.1	13.8	21.0	0.92	2.90	41	4.6	4.3	5.5	0.39	0.57	C33-34
Other thoracic organs	3	0.4	0.3	0.3	0.02	0.02	0	0.0	0.0	0.0	0.00	0.00	C37-38
Bone	9	1.2	1.0	1.0	0.09	0.09	7	0.8	0.7	0.7	0.05	0.05	C40-41
Melanoma of skin	2	0.3	0.2	0.3	0.02	0.06	2	0.2	0.2	0.2	0.01	0.01	C43
Other skin	16		1.7	2.5	0.14	0.27	11		1.2	1.5	0.08	0.19	C44
Mesothelioma	0	0.0	0.0	0.0	0.00	0.00	0	0.0	0.0	0.0	0.00	0.00	C45
Kaposi sarcoma	1	0.1	0.1	0.2	0.00	0.00	0	0.0	0.0	0.0	0.00	0.00	C46
Connective and soft tissue	14	1.9	1.5	1.7	0.10	0.14	18	2.0	1.9	2.2	0.11	0.26	C47+C49
Breast	1	0.1	0.1	0.1	0.01	0.01	287	32.0	30.2	35.0	2.93	3.76	C50
Vulva							1	0.1	0.1	0.2	0.00	0.04	C51
Vagina							0	0.0	0.0	0.0	0.00	0.00	C52
Cervix uteri							43	4.8	4.5	5.5	0.44	0.61	C53
Corpus uteri							51	5.7	5.4	6.5	0.49	0.72	C54
Uterus unspecified							6	0.7	0.6	0.7	0.05	0.05	C55
Ovary							60	6.7	6.3	7.2	0.63	0.75	C56
Other female genital organs							0	0.0	0.0	0.0	0.00	0.00	C57
Placenta							3	0.3	0.3	0.3	0.02	0.02	C58
Penis	1	0.1	0.1	0.1	0.02	0.02							C60
Prostate	33	4.6	3.5	6.0	0.18	0.68							C61
Testis	6	0.8	0.6	0.6	0.05	0.05							C62
Other male genital organs	0	0.0	0.0	0.0	0.00	0.00							C63
Kidney	13	1.8	1.4	1.9	0.10	0.25	6	0.7	0.6	0.8	0.08	0.08	C64
Renal pelvis	0	0.0	0.0	0.0	0.00	0.00	0	0.0	0.0	0.0	0.00	0.00	C65
Ureter	0	0.0	0.0	0.0	0.00	0.00	0	0.0	0.0	0.0	0.00	0.00	C66
Bladder	20	2.8	2.1	3.3	0.12	0.36	8	0.9	0.8	1.2	0.10	0.17	C67
Other urinary organs	1	0.1	0.1	0.1	0.01	0.01	0	0.0	0.0	0.0	0.00	0.00	C68
Eye	1	0.1	0.1	0.1	0.01	0.01	3	0.3	0.3	0.4	0.02	0.02	C69
Brain and nervous system	29	4.0	3.1	3.2	0.21	0.21	18	2.0	1.9	1.9	0.13	0.13	C70-72
Thyroid	11	1.5	1.2	1.4	0.11	0.19	29	3.2	3.0	3.3	0.22	0.35	C73
Adrenal gland	0	0.0	0.0	0.0	0.00	0.00	0	0.0	0.0	0.0	0.00	0.00	C74
Other endocrine	1	0.1	0.1	0.1	0.01	0.01	0	0.0	0.0	0.0	0.00	0.00	C75
Hodgkin lymphoma	11	1.5	1.2	1.1	0.08	0.08	6	0.7	0.6	0.6	0.05	0.05	C81
Non-Hodgkin lymphoma	52	7.2	5.5	6.6	0.37	0.67	47	5.2	4.9	5.8	0.37	0.70	C82-86,C96
Immunoproliferative diseases	0	0.0	0.0	0.0	0.00	0.00	0	0.0	0.0	0.0	0.00	0.00	C88
Multiple myeloma	6	0.8	0.6	0.8	0.05	0.08	5	0.6	0.5	0.7	0.03	0.10	C90
Lymphoid leukaemia	29	4.0	3.1	3.4	0.16	0.20	20	2.2	2.1	2.2	0.11	0.11	C91
Myeloid leukaemia	34	4.7	3.6	4.4	0.21	0.45	30	3.3	3.2	3.5	0.26	0.32	C92-94
Leukaemia unspecified	9	1.2	1.0	1.3	0.06	0.16	6	0.7	0.6	0.7	0.04	0.04	C95
Myeloproliferative disorders	0	0.0	0.0	0.0	0.00	0.00	0	0.0	0.0	0.0	0.00	0.00	MPD
Myelodysplastic syndromes	0	0.0	0.0	0.0	0.00	0.00	0	0.0	0.0	0.0	0.00	0.00	MDS
Other and unspecified	20	2.8	2.1	2.7	0.14	0.32	22	2.5	2.3	2.9	0.22	0.33	O&U
All sites	736		78.1	105.8	5.78	11.93	908		95.5	112.7	8.27	12.34	C00-96
All sites except C44	720	100.0	76.4	103.3	5.64	11.66	897	100.0	94.3	111.2	8.19	12.15	C00-96 exc. C44

*See note following population pyramid

Philippines, Manila

CONTRIBUTORS

Adriano V. Laudico
 Maria Rica Mirasol-Lumague
 Victoria M. Medina
 Cynthia A. Mapua



NOTES ON THE DATA

*No official mortality data. †C67 (bladder cancer) includes neoplasms of uncertain or unknown behaviour together with invasive cancers.

20 major cancers, ASR (World) per 100 000

<i>Male</i>		<i>Female</i>	
Trachea, bronchus, and lung	37.1	Breast	53.9
Prostate	24.2	Cervix uteri	15.3
Liver	16.7	Trachea, bronchus, and lung	12.3
Colon	15.8	Ovary	11.7
Rectum	8.5	Colon	11.1
Other and unspecified	6.7	Thyroid	9.6
Non-Hodgkin lymphoma	5.4	Corpus uteri	8.3
Stomach	5.0	Liver	5.9
Pancreas	4.2	Other and unspecified	5.9
Nasopharynx	4.0	Rectum	5.1
Bladder	3.7	Non-Hodgkin lymphoma	3.9
Kidney	3.7	Pancreas	3.2
Larynx	3.6	Stomach	3.0
Thyroid	3.3	Myeloid leukaemia	2.4
Non-melanoma skin cancer	2.8	Non-melanoma skin cancer	2.1
Myeloid leukaemia	2.8	Kidney	1.9
Oesophagus	2.2	Nasopharynx	1.8
Lymphoid leukaemia	2.2	Brain and nervous system	1.7
Brain and nervous system	2.2	Lymphoid leukaemia	1.7
Connective and soft tissue	1.9	Connective and soft tissue	1.5
All sites	172.8	All sites	177.2

*Philippines, Manila (2008–2012)

SITE	Male						Female						ICD-10
	§No. cases	Freq. (%)	Crude rate (per 100 000)	ASR world	Cum. rates 0-64 (%)	0-74 (%)	§No. cases	Freq. (%)	Crude rate (per 100 000)	ASR world	Cum. rates 0-64 (%)	0-74 (%)	
Lip	4	0.0	0.0	0.0	0.00	0.00	9	0.0	0.1	0.1	0.01	0.01	C00
Tongue	139	0.9	0.9	1.4	0.08	0.16	83	0.4	0.5	0.6	0.04	0.06	C01-02
Mouth	72	0.5	0.4	0.7	0.04	0.09	63	0.3	0.4	0.5	0.02	0.05	C03-06
Salivary glands	90	0.6	0.6	0.8	0.05	0.10	79	0.3	0.5	0.6	0.04	0.06	C07-08
Tonsil	58	0.4	0.4	0.5	0.04	0.08	17	0.1	0.1	0.1	0.01	0.01	C09
Other oropharynx	13	0.1	0.1	0.1	0.01	0.02	7	0.0	0.0	0.0	0.00	0.00	C10
Nasopharynx	509	3.2	3.2	4.0	0.28	0.45	261	1.1	1.6	1.8	0.13	0.18	C11
Hypopharynx	30	0.2	0.2	0.3	0.01	0.04	4	0.0	0.0	0.0	0.00	0.01	C12-13
Pharynx unspecified	65	0.4	0.4	0.6	0.04	0.08	56	0.2	0.3	0.4	0.02	0.04	C14
Oesophagus	207	1.3	1.3	2.2	0.12	0.28	70	0.3	0.4	0.6	0.02	0.06	C15
Stomach	430	2.7	2.7	5.0	0.20	0.60	369	1.6	2.2	3.0	0.14	0.33	C16
Small intestine	50	0.3	0.3	0.6	0.02	0.05	27	0.1	0.2	0.2	0.01	0.03	C17
Colon	1409	8.9	8.8	15.8	0.73	1.89	1369	5.8	8.2	11.1	0.56	1.27	C18
Rectum	815	5.2	5.1	8.5	0.45	1.03	633	2.7	3.8	5.1	0.27	0.62	C19-20
Anus	30	0.2	0.2	0.3	0.02	0.04	27	0.1	0.2	0.2	0.01	0.02	C21
Liver	1616	10.2	10.0	16.7	0.86	2.01	717	3.0	4.3	5.9	0.27	0.63	C22
Gallbladder etc.	89	0.6	0.6	1.0	0.05	0.11	136	0.6	0.8	1.1	0.05	0.12	C23-24
Pancreas	363	2.3	2.3	4.2	0.18	0.47	386	1.6	2.3	3.2	0.13	0.34	C25
Nose, sinuses etc.	85	0.5	0.5	0.7	0.05	0.08	59	0.3	0.4	0.4	0.03	0.05	C30-31
Larynx	313	2.0	1.9	3.6	0.18	0.44	50	0.2	0.3	0.4	0.02	0.05	C32
Trachea, bronchus, and lung	3114	19.7	19.4	37.1	1.64	4.62	1472	6.3	8.8	12.3	0.61	1.49	C33-34
Other thoracic organs	90	0.6	0.6	0.8	0.05	0.09	85	0.4	0.5	0.7	0.04	0.08	C37-38
Bone	235	1.5	1.5	1.8	0.11	0.17	197	0.8	1.2	1.3	0.08	0.11	C40-41
Melanoma of skin	45	0.3	0.3	0.4	0.02	0.05	49	0.2	0.3	0.4	0.03	0.04	C43
Other skin	242		1.5	2.8	0.12	0.30	256		1.5	2.1	0.09	0.23	C44
Mesothelioma	8	0.1	0.0	0.1	0.01	0.01	11	0.0	0.1	0.1	0.00	0.01	C45
Kaposi sarcoma	2	0.0	0.0	0.0	0.00	0.00	0	0.0	0.0	0.0	0.00	0.00	C46
Connective and soft tissue	222	1.4	1.4	1.9	0.10	0.16	207	0.9	1.2	1.5	0.09	0.15	C47+C49
Breast	109	0.7	0.7	1.1	0.05	0.15	7344	31.2	43.9	53.9	4.05	5.99	C50
Vulva							45	0.2	0.3	0.4	0.02	0.04	C51
Vagina							30	0.1	0.2	0.2	0.02	0.03	C52
Cervix uteri							2164	9.2	12.9	15.3	1.20	1.66	C53
Corpus uteri							1114	4.7	6.7	8.3	0.67	1.00	C54
Uterus unspecified							167	0.7	1.0	1.2	0.08	0.13	C55
Ovary							1664	7.1	10.0	11.7	0.91	1.29	C56
Other female genital organs							17	0.1	0.1	0.1	0.01	0.01	C57
Placenta							20	0.1	0.1	0.1	0.01	0.01	C58
Penis	38	0.2	0.2	0.3	0.02	0.04							C60
Prostate	1639	10.4	10.2	24.2	0.54	2.70							C61
Testis	131	0.8	0.8	0.8	0.05	0.06							C62
Other male genital organs	6	0.0	0.0	0.0	0.00	0.00							C63
Kidney	368	2.3	2.3	3.7	0.22	0.43	240	1.0	1.4	1.9	0.10	0.21	C64
Renal pelvis	0	0.0	0.0	0.0	0.00	0.00	0	0.0	0.0	0.0	0.00	0.00	C65
Ureter	2	0.0	0.0	0.0	0.00	0.00	6	0.0	0.0	0.0	0.00	0.00	C66
†Bladder	302	1.9	1.9	3.7	0.13	0.41	149	0.6	0.9	1.2	0.05	0.13	C67
Other urinary organs	2	0.0	0.0	0.0	0.00	0.00	4	0.0	0.0	0.0	0.00	0.00	C68
Eye	44	0.3	0.3	0.4	0.01	0.03	26	0.1	0.2	0.2	0.01	0.01	C69
Brain and nervous system	303	1.9	1.9	2.2	0.14	0.19	240	1.0	1.4	1.7	0.10	0.16	C70-72
Thyroid	394	2.5	2.4	3.3	0.21	0.37	1463	6.2	8.8	9.6	0.73	1.00	C73
Adrenal gland	10	0.1	0.1	0.1	0.00	0.01	17	0.1	0.1	0.1	0.01	0.01	C74
Other endocrine	15	0.1	0.1	0.1	0.01	0.01	4	0.0	0.0	0.0	0.00	0.00	C75
Hodgkin lymphoma	77	0.5	0.5	0.5	0.03	0.05	81	0.3	0.5	0.4	0.03	0.04	C81
Non-Hodgkin lymphoma	599	3.8	3.7	5.4	0.31	0.59	532	2.3	3.2	3.9	0.22	0.39	C82-86,C96
Immunoproliferative diseases	7	0.0	0.0	0.1	0.00	0.01	5	0.0	0.0	0.0	0.00	0.00	C88
Multiple myeloma	74	0.5	0.5	0.7	0.04	0.08	123	0.5	0.7	1.0	0.06	0.13	C90
Lymphoid leukaemia	305	1.9	1.9	2.2	0.10	0.15	235	1.0	1.4	1.7	0.09	0.12	C91
Myeloid leukaemia	329	2.1	2.0	2.8	0.15	0.25	342	1.5	2.0	2.4	0.14	0.22	C92-94
Leukaemia unspecified	177	1.1	1.1	1.4	0.07	0.12	210	0.9	1.3	1.4	0.08	0.12	C95
Myeloproliferative disorders	88	0.6	0.5	0.6	0.03	0.04	77	0.3	0.5	0.5	0.03	0.04	MPD
Myelodysplastic syndromes	7	0.0	0.0	0.1	0.00	0.00	15	0.1	0.1	0.1	0.00	0.01	MDS
Other and unspecified	639	4.1	4.0	6.7	0.34	0.80	774	3.3	4.6	5.9	0.36	0.64	O&U
All sites	16010		99.5	172.8	7.94	19.93	23807		142.4	177.2	11.74	19.44	C00-96
All sites except C44	15768	100.0	98.0	170.0	7.82	19.62	23551	100.0	140.9	175.1	11.65	19.21	C00-96 exc. C44

§Includes 72 cases of unknown age

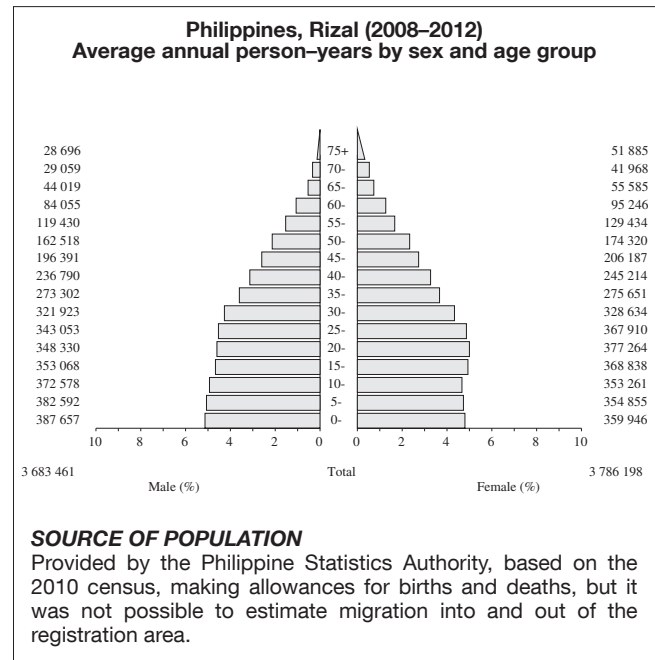
§Includes 134 cases of unknown age

†*See note following population pyramid

Philippines, Rizal

CONTRIBUTORS

Maria Rica Mirasol-Lumague
Adriano V. Laudico
Victoria Medina
Cynthia A. Mapua



NOTES ON THE DATA

*No official mortality data.

20 major cancers, ASR (World) per 100 000

<i>Male</i>		<i>Female</i>	
Trachea, bronchus, and lung	30.6	Breast	49.7
Prostate	20.1	Cervix uteri	12.6
Liver	15.4	Trachea, bronchus, and lung	10.3
Colon	13.6	Ovary	9.7
Other and unspecified	8.7	Colon	9.2
Rectum	8.2	Corpus uteri	8.0
Non-Hodgkin lymphoma	4.9	Thyroid	7.5
Nasopharynx	4.3	Other and unspecified	6.8
Stomach	4.2	Liver	5.5
Pancreas	3.9	Rectum	4.8
Kidney	3.6	Non-Hodgkin lymphoma	3.5
Larynx	3.1	Pancreas	3.2
Thyroid	2.6	Stomach	2.6
Bladder	2.4	Myeloid leukaemia	1.9
Myeloid leukaemia	2.4	Brain and nervous system	1.8
Brain and nervous system	2.3	Nasopharynx	1.7
Non-melanoma skin cancer	2.2	Uterus unspecified	1.5
Lymphoid leukaemia	2.1	Non-melanoma skin cancer	1.5
Oesophagus	1.9	Lymphoid leukaemia	1.4
Bone	1.8	Kidney	1.4
All sites	153.1	All sites	156.9

*Philippines, Rizal (2008–2012)

SITE	Male						Female						ICD-10
	§No. cases	Freq. (%)	Crude rate (per 100 000)	ASR world	Cum. rates 0-64 0-74 (%)		§No. cases	Freq. (%)	Crude rate (per 100 000)	ASR world	Cum. rates 0-64 0-74 (%)		
Lip	6	0.0	0.0	0.1	0.00	0.01	4	0.0	0.0	0.0	0.00	0.00	C00
Tongue	137	0.8	0.7	1.2	0.07	0.14	104	0.4	0.5	0.8	0.04	0.09	C01-02
Mouth	91	0.6	0.5	0.8	0.05	0.10	84	0.4	0.4	0.6	0.03	0.08	C03-06
Salivary glands	88	0.5	0.5	0.8	0.03	0.08	70	0.3	0.4	0.5	0.03	0.05	C07-08
Tonsil	55	0.3	0.3	0.5	0.04	0.05	21	0.1	0.1	0.1	0.01	0.02	C09
Other oropharynx	26	0.2	0.1	0.3	0.01	0.03	8	0.0	0.0	0.1	0.00	0.01	C10
Nasopharynx	596	3.7	3.2	4.3	0.31	0.50	284	1.2	1.5	1.7	0.12	0.18	C11
Hypopharynx	30	0.2	0.2	0.3	0.02	0.05	9	0.0	0.0	0.1	0.00	0.01	C12-13
Pharynx unspecified	51	0.3	0.3	0.5	0.03	0.06	27	0.1	0.1	0.2	0.01	0.02	C14
Oesophagus	202	1.2	1.1	1.9	0.10	0.25	58	0.2	0.3	0.5	0.02	0.05	C15
Stomach	448	2.7	2.4	4.2	0.21	0.48	349	1.5	1.8	2.6	0.11	0.31	C16
Small intestine	28	0.2	0.2	0.2	0.01	0.03	19	0.1	0.1	0.1	0.01	0.02	C17
Colon	1408	8.6	7.6	13.6	0.63	1.67	1231	5.3	6.5	9.2	0.47	1.03	C18
Rectum	923	5.7	5.0	8.2	0.47	1.01	661	2.8	3.5	4.8	0.28	0.56	C19-20
Anus	34	0.2	0.2	0.3	0.02	0.03	22	0.1	0.1	0.1	0.01	0.02	C21
Liver	1732	10.6	9.4	15.4	0.86	1.88	737	3.2	3.9	5.5	0.25	0.63	C22
Gallbladder etc.	129	0.8	0.7	1.2	0.07	0.15	119	0.5	0.6	0.9	0.05	0.11	C23-24
Pancreas	405	2.5	2.2	3.9	0.21	0.47	425	1.8	2.2	3.2	0.14	0.35	C25
Nose, sinuses etc.	95	0.6	0.5	0.8	0.05	0.09	57	0.2	0.3	0.4	0.02	0.04	C30-31
Larynx	309	1.9	1.7	3.1	0.15	0.40	56	0.2	0.3	0.4	0.02	0.05	C32
Trachea, bronchus, and lung	2983	18.3	16.2	30.6	1.36	3.82	1354	5.8	7.2	10.3	0.51	1.22	C33-34
Other thoracic organs	54	0.3	0.3	0.4	0.03	0.05	28	0.1	0.1	0.2	0.01	0.02	C37-38
Bone	253	1.6	1.4	1.8	0.11	0.18	201	0.9	1.1	1.2	0.08	0.12	C40-41
Melanoma of skin	50	0.3	0.3	0.4	0.02	0.05	53	0.2	0.3	0.4	0.02	0.05	C43
Other skin	220		1.2	2.2	0.09	0.24	194		1.0	1.5	0.06	0.16	C44
Mesothelioma	10	0.1	0.1	0.1	0.01	0.02	3	0.0	0.0	0.0	0.00	0.00	C45
Kaposi sarcoma	4	0.0	0.0	0.0	0.00	0.00	1	0.0	0.0	0.0	0.00	0.00	C46
Connective and soft tissue	193	1.2	1.0	1.4	0.09	0.15	204	0.9	1.1	1.2	0.09	0.13	C47+C49
Breast	88	0.5	0.5	0.8	0.04	0.10	7611	32.7	40.2	49.7	3.71	5.63	C50
Vulva							34	0.1	0.2	0.3	0.01	0.03	C51
Vagina							26	0.1	0.1	0.2	0.01	0.02	C52
Cervix uteri							2038	8.7	10.8	12.6	1.03	1.37	C53
Corpus uteri							1206	5.2	6.4	8.0	0.67	0.94	C54
Uterus unspecified							233	1.0	1.2	1.5	0.11	0.17	C55
Ovary							1541	6.6	8.1	9.7	0.74	1.07	C56
Other female genital organs							23	0.1	0.1	0.2	0.01	0.02	C57
Placenta							20	0.1	0.1	0.1	0.01	0.01	C58
Penis	32	0.2	0.2	0.3	0.02	0.03							C60
Prostate	1645	10.1	8.9	20.1	0.43	2.21							C61
Testis	97	0.6	0.5	0.6	0.04	0.05							C62
Other male genital organs	7	0.0	0.0	0.1	0.01	0.01							C63
Kidney	428	2.6	2.3	3.6	0.23	0.41	198	0.8	1.0	1.4	0.08	0.15	C64
Renal pelvis	0	0.0	0.0	0.0	0.00	0.00	0	0.0	0.0	0.0	0.00	0.00	C65
Ureter	3	0.0	0.0	0.0	0.00	0.01	2	0.0	0.0	0.0	0.00	0.00	C66
Bladder	241	1.5	1.3	2.4	0.10	0.29	100	0.4	0.5	0.8	0.03	0.08	C67
Other urinary organs	4	0.0	0.0	0.0	0.00	0.01	3	0.0	0.0	0.0	0.00	0.01	C68
Eye	41	0.3	0.2	0.3	0.01	0.02	36	0.2	0.2	0.2	0.01	0.01	C69
Brain and nervous system	343	2.1	1.9	2.3	0.14	0.24	283	1.2	1.5	1.8	0.11	0.18	C70-72
Thyroid	362	2.2	2.0	2.6	0.17	0.28	1284	5.5	6.8	7.5	0.56	0.78	C73
Adrenal gland	10	0.1	0.1	0.1	0.00	0.01	9	0.0	0.0	0.1	0.00	0.01	C74
Other endocrine	13	0.1	0.1	0.1	0.00	0.00	5	0.0	0.0	0.0	0.00	0.00	C75
Hodgkin lymphoma	94	0.6	0.5	0.6	0.04	0.05	75	0.3	0.4	0.4	0.02	0.03	C81
Non-Hodgkin lymphoma	598	3.7	3.2	4.9	0.25	0.53	529	2.3	2.8	3.5	0.20	0.38	C82-86,C96
Immunoproliferative diseases	8	0.0	0.0	0.1	0.00	0.01	6	0.0	0.0	0.0	0.00	0.01	C88
Multiple myeloma	101	0.6	0.5	0.9	0.05	0.11	89	0.4	0.5	0.7	0.03	0.09	C90
Lymphoid leukaemia	331	2.0	1.8	2.1	0.10	0.15	238	1.0	1.3	1.4	0.07	0.10	C91
Myeloid leukaemia	342	2.1	1.9	2.4	0.13	0.21	314	1.3	1.7	1.9	0.12	0.17	C92-94
Leukaemia unspecified	203	1.2	1.1	1.4	0.07	0.12	186	0.8	1.0	1.1	0.06	0.09	C95
Myeloproliferative disorders	12	0.1	0.1	0.1	0.01	0.01	16	0.1	0.1	0.1	0.01	0.01	MPD
Myelodysplastic syndromes	19	0.1	0.1	0.2	0.00	0.01	22	0.1	0.1	0.2	0.00	0.02	MDS
Other and unspecified	958	5.9	5.2	8.7	0.43	1.01	982	4.2	5.2	6.8	0.40	0.78	O&U
All sites	16540		89.8	153.1	7.32	17.86	23492		124.1	156.9	10.40	17.49	C00-96
All sites except C44	16320	100.0	88.6	151.0	7.23	17.62	23298	100.0	123.1	155.4	10.34	17.33	C00-96 exc. C44

§Includes 3 cases of unknown age

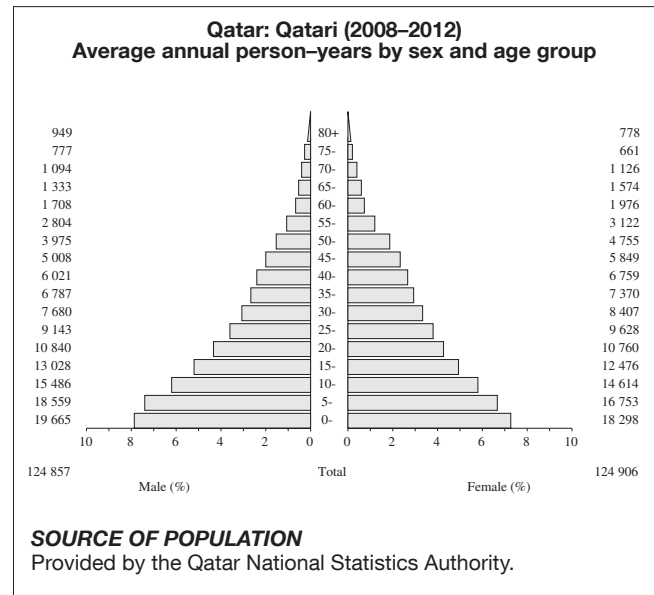
§Includes 11 cases of unknown age

*See note following population pyramid

Qatar: Qatari

CONTRIBUTORS

Mufid M. El Mistiri
 Al Hareth M. Al Khater
 Salha Bujassuom
 Naima Al Mulla
 Ussama Al Homsy
 Ibrahim Al Hijji
 Munira Hablail
 Rafael Tan Gani



10 major cancers, ASR (World) per 100 000

<i>Male</i>		<i>Female</i>	
Prostate	21.2	Breast	53.8
Trachea, bronchus, and lung	16.7	Colon	15.2
Colon	14.6	Uterus unspecified	10.4
Non-Hodgkin lymphoma	9.3	Liver	8.2
Liver	7.2	Ovary	8.0
Stomach	6.6	Thyroid	7.7
Bladder	5.2	Other and unspecified	7.0
Rectum	5.0	Non-Hodgkin lymphoma	5.2
Other and unspecified	4.8	Stomach	4.9
Kidney	4.5	Cervix uteri	4.7
All sites	145.1	All sites	163.3

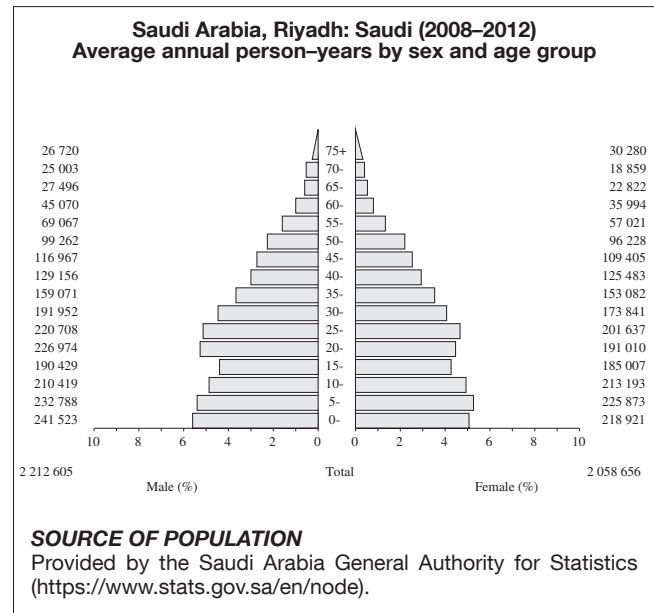
Qatar: Qatari (2008–2012)

SITE	Male						Female						ICD-10
	No. cases	Freq. (%)	Crude rate (per 100 000)	ASR world	Cum. rates 0-64 (%)	0-74 (%)	No. cases	Freq. (%)	Crude rate (per 100 000)	ASR world	Cum. rates 0-64 (%)	0-74 (%)	
Lip	0	0.0	0.0	0.0	0.00	0.00	0	0.0	0.0	0.0	0.00	0.00	C00
Tongue	6	1.2	1.0	1.9	0.13	0.20	5	0.8	0.8	1.6	0.07	0.22	C01-02
Mouth	6	1.2	1.0	2.0	0.04	0.39	1	0.2	0.2	0.3	0.00	0.00	C03-06
Salivary glands	0	0.0	0.0	0.0	0.00	0.00	0	0.0	0.0	0.0	0.00	0.00	C07-08
Tonsil	0	0.0	0.0	0.0	0.00	0.00	0	0.0	0.0	0.0	0.00	0.00	C09
Other oropharynx	0	0.0	0.0	0.0	0.00	0.00	0	0.0	0.0	0.0	0.00	0.00	C10
Nasopharynx	6	1.2	1.0	1.3	0.11	0.11	1	0.2	0.2	0.2	0.01	0.01	C11
Hypopharynx	1	0.2	0.2	0.2	0.00	0.00	1	0.2	0.2	0.4	0.00	0.06	C12-13
Pharynx unspecified	0	0.0	0.0	0.0	0.00	0.00	0	0.0	0.0	0.0	0.00	0.00	C14
Oesophagus	9	1.8	1.4	2.4	0.07	0.23	6	1.0	1.0	2.0	0.08	0.32	C15
Stomach	19	3.9	3.0	6.6	0.25	1.11	18	2.9	2.9	4.9	0.34	0.47	C16
Small intestine	2	0.4	0.3	0.6	0.00	0.09	0	0.0	0.0	0.0	0.00	0.00	C17
Colon	49	10.0	7.8	14.6	0.88	1.63	55	8.7	8.8	15.2	1.12	1.88	C18
Rectum	16	3.3	2.6	5.0	0.34	0.58	9	1.4	1.4	2.5	0.13	0.35	C19-20
Anus	4	0.8	0.6	1.3	0.01	0.16	1	0.2	0.2	0.4	0.05	0.05	C21
Liver	22	4.5	3.5	7.2	0.28	0.93	27	4.3	4.3	8.2	0.28	1.24	C22
Gallbladder etc.	6	1.2	1.0	1.9	0.13	0.31	6	1.0	1.0	1.6	0.05	0.14	C23-24
Pancreas	13	2.7	2.1	4.1	0.26	0.62	10	1.6	1.6	2.9	0.11	0.53	C25
Nose, sinuses etc.	0	0.0	0.0	0.0	0.00	0.00	0	0.0	0.0	0.0	0.00	0.00	C30-31
Larynx	7	1.4	1.1	2.3	0.23	0.32	0	0.0	0.0	0.0	0.00	0.00	C32
Trachea, bronchus, and lung	53	10.8	8.5	16.7	0.77	2.02	7	1.1	1.1	2.5	0.13	0.46	C33-34
Other thoracic organs	0	0.0	0.0	0.0	0.00	0.00	1	0.2	0.2	0.2	0.01	0.01	C37-38
Bone	6	1.2	1.0	0.8	0.05	0.05	7	1.1	1.1	1.2	0.06	0.06	C40-41
Melanoma of skin	1	0.2	0.2	0.4	0.00	0.09	0	0.0	0.0	0.0	0.00	0.00	C43
Other skin	12		1.9	3.6	0.22	0.29	15		2.4	4.3	0.39	0.52	C44
Mesothelioma	1	0.2	0.2	0.5	0.00	0.08	0	0.0	0.0	0.0	0.00	0.00	C45
Kaposi sarcoma	4	0.8	0.6	1.2	0.13	0.13	0	0.0	0.0	0.0	0.00	0.00	C46
Connective and soft tissue	10	2.0	1.6	2.8	0.22	0.31	2	0.3	0.3	0.7	0.08	0.08	C47+C49
Breast	2	0.4	0.3	0.4	0.05	0.05	228	36.1	36.5	53.8	4.16	6.20	C50
Vulva							0	0.0	0.0	0.0	0.00	0.00	C51
Vagina							1	0.2	0.2	0.2	0.02	0.02	C52
Cervix uteri							18	2.9	2.9	4.7	0.39	0.63	C53
Corpus uteri							7	1.1	1.1	1.7	0.13	0.20	C54
Uterus unspecified							34	5.4	5.4	10.4	0.85	1.39	C55
Ovary							30	4.8	4.8	8.0	0.50	0.96	C56
Other female genital organs							0	0.0	0.0	0.0	0.00	0.00	C57
Placenta							0	0.0	0.0	0.0	0.00	0.00	C58
Penis	0	0.0	0.0	0.0	0.00	0.00							C60
Prostate	63	12.9	10.1	21.2	0.39	3.28							C61
Testis	10	2.0	1.6	1.7	0.11	0.11							C62
Other male genital organs	0	0.0	0.0	0.0	0.00	0.00							C63
Kidney	16	3.3	2.6	4.5	0.29	0.55	14	2.2	2.2	3.5	0.25	0.40	C64
Renal pelvis	0	0.0	0.0	0.0	0.00	0.00	0	0.0	0.0	0.0	0.00	0.00	C65
Ureter	1	0.2	0.2	0.5	0.06	0.06	0	0.0	0.0	0.0	0.00	0.00	C66
Bladder	17	3.5	2.7	5.2	0.06	0.72	7	1.1	1.1	2.3	0.03	0.34	C67
Other urinary organs	0	0.0	0.0	0.0	0.00	0.00	0	0.0	0.0	0.0	0.00	0.00	C68
Eye	1	0.2	0.2	0.2	0.02	0.02	0	0.0	0.0	0.0	0.00	0.00	C69
Brain and nervous system	14	2.9	2.2	4.2	0.33	0.61	12	1.9	1.9	2.7	0.23	0.23	C70-72
Thyroid	14	2.9	2.2	3.0	0.27	0.27	37	5.9	5.9	7.7	0.55	0.68	C73
Adrenal gland	0	0.0	0.0	0.0	0.00	0.00	2	0.3	0.3	0.3	0.02	0.02	C74
Other endocrine	1	0.2	0.2	0.1	0.01	0.01	0	0.0	0.0	0.0	0.00	0.00	C75
Hodgkin lymphoma	21	4.3	3.4	4.3	0.25	0.40	10	1.6	1.6	1.5	0.10	0.10	C81
Non-Hodgkin lymphoma	39	8.0	6.2	9.3	0.60	0.97	24	3.8	3.8	5.2	0.35	0.47	C82-86,C96
Immunoproliferative diseases	0	0.0	0.0	0.0	0.00	0.00	1	0.2	0.2	0.1	0.01	0.01	C88
Multiple myeloma	6	1.2	1.0	1.8	0.15	0.24	4	0.6	0.6	1.1	0.04	0.11	C90
Lymphoid leukaemia	10	2.0	1.6	2.1	0.12	0.19	3	0.5	0.5	0.7	0.07	0.07	C91
Myeloid leukaemia	12	2.4	1.9	3.1	0.19	0.26	13	2.1	2.1	3.0	0.18	0.45	C92-94
Leukaemia unspecified	0	0.0	0.0	0.0	0.00	0.00	1	0.2	0.2	0.1	0.01	0.01	C95
Myeloproliferative disorders	3	0.6	0.5	0.9	0.09	0.09	1	0.2	0.2	0.1	0.01	0.01	MPD
Myelodysplastic syndromes	1	0.2	0.2	0.3	0.04	0.04	0	0.0	0.0	0.0	0.00	0.00	MDS
Other and unspecified	18	3.7	2.9	4.8	0.16	0.48	27	4.3	4.3	7.0	0.33	0.76	O&U
All sites	502		80.4	145.1	7.29	18.03	646		103.4	163.3	11.16	19.48	C00-96
All sites except C44	490	100.0	78.5	141.5	7.07	17.74	631	100.0	101.0	159.0	10.77	18.95	C00-96 exc. C44

Saudi Arabia, Riyadh: Saudi

CONTRIBUTORS

Hind Al-Mutlaq
 Ali Al-Zahrani
 Mushabab Asiri
 Amal Al-Behani
 Hassan Al-Idrisi
 Hassnah Al-Ghamdi
 Abdulrahman Al-Shehri
 Zeyad Al-Sharani
 Mohammed Hyder
 Amal Al-Madouj



NOTES ON THE DATA

*No official mortality data. †C67 (bladder cancer) includes neoplasms of uncertain or unknown behaviour together with invasive cancers.

10 major cancers, ASR (World) per 100 000

<i>Male</i>		<i>Female</i>	
Liver	9.2	Breast	24.5
Colon	7.0	Thyroid	10.3
Prostate	6.8	Colon	7.3
Non-Hodgkin lymphoma	6.7	Non-Hodgkin lymphoma	6.3
Trachea, bronchus, and lung	5.8	Corpus uteri	5.3
Rectum	5.6	Liver	4.8
Bladder	4.7	Rectum	4.4
Kidney	3.9	Ovary	3.3
Stomach	3.5	Other and unspecified	3.1
Non-melanoma skin cancer	3.4	Non-melanoma skin cancer	2.8
All sites	92.0	All sites	105.4

*Saudi Arabia, Riyadh: Saudi (2008–2012)

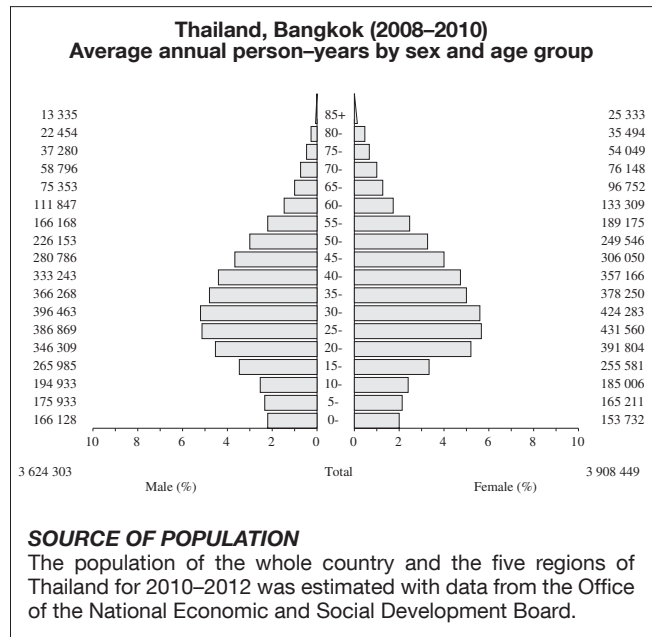
SITE	Male						Female						ICD-10
	No. cases	Freq. (%)	Crude rate (per 100 000)	ASR world	Cum. rates 0-64 (%)	0-74	No. cases	Freq. (%)	Crude rate (per 100 000)	ASR world	Cum. rates 0-64 (%)	0-74	
Lip	10	0.1	0.1	0.1	0.00	0.01	7	0.1	0.1	0.1	0.00	0.01	C00
Tongue	43	0.6	0.4	0.6	0.04	0.07	37	0.5	0.4	0.6	0.03	0.08	C01-02
Mouth	41	0.6	0.4	0.5	0.03	0.07	35	0.5	0.3	0.5	0.02	0.07	C03-06
Salivary glands	14	0.2	0.1	0.1	0.01	0.02	31	0.4	0.3	0.3	0.02	0.04	C07-08
Tonsil	2	0.0	0.0	0.0	0.00	0.00	2	0.0	0.0	0.0	0.00	0.00	C09
Other oropharynx	5	0.1	0.0	0.1	0.01	0.01	1	0.0	0.0	0.0	0.00	0.00	C10
Nasopharynx	192	2.8	1.7	2.2	0.16	0.24	74	1.0	0.7	0.9	0.07	0.09	C11
Hypopharynx	13	0.2	0.1	0.2	0.01	0.03	18	0.2	0.2	0.3	0.01	0.04	C12-13
Pharynx unspecified	2	0.0	0.0	0.0	0.00	0.00	3	0.0	0.0	0.0	0.00	0.00	C14
Oesophagus	78	1.1	0.7	1.2	0.04	0.12	63	0.8	0.6	1.0	0.02	0.11	C15
Stomach	249	3.6	2.3	3.5	0.14	0.39	145	1.9	1.4	2.1	0.12	0.23	C16
Small intestine	51	0.7	0.5	0.7	0.04	0.08	35	0.5	0.3	0.4	0.03	0.04	C17
Colon	521	7.6	4.7	7.0	0.37	0.79	498	6.5	4.8	7.3	0.45	0.90	C18
Rectum	414	6.0	3.7	5.6	0.31	0.69	302	3.9	2.9	4.4	0.27	0.51	C19-20
Anus	22	0.3	0.2	0.3	0.01	0.03	11	0.1	0.1	0.2	0.01	0.02	C21
Liver	596	8.7	5.4	9.2	0.37	1.09	281	3.7	2.7	4.8	0.22	0.64	C22
Gallbladder etc.	78	1.1	0.7	1.1	0.05	0.11	134	1.7	1.3	2.2	0.11	0.28	C23-24
Pancreas	170	2.5	1.5	2.4	0.12	0.28	124	1.6	1.2	2.0	0.11	0.25	C25
Nose, sinuses etc.	19	0.3	0.2	0.2	0.02	0.03	5	0.1	0.0	0.1	0.01	0.01	C30-31
Larynx	64	0.9	0.6	0.9	0.04	0.13	6	0.1	0.1	0.1	0.01	0.01	C32
Trachea, bronchus, and lung	384	5.6	3.5	5.8	0.25	0.74	143	1.9	1.4	2.4	0.14	0.30	C33-34
Other thoracic organs	19	0.3	0.2	0.2	0.01	0.01	7	0.1	0.1	0.1	0.00	0.01	C37-38
Bone	103	1.5	0.9	1.0	0.05	0.07	69	0.9	0.7	0.7	0.04	0.06	C40-41
Melanoma of skin	12	0.2	0.1	0.2	0.01	0.01	25	0.3	0.2	0.4	0.02	0.04	C43
Other skin	228		2.1	3.4	0.12	0.38	179		1.7	2.8	0.14	0.34	C44
Mesothelioma	11	0.2	0.1	0.2	0.00	0.01	5	0.1	0.0	0.1	0.00	0.01	C45
Kaposi sarcoma	28	0.4	0.3	0.4	0.02	0.05	8	0.1	0.1	0.1	0.01	0.01	C46
Connective and soft tissue	90	1.3	0.8	0.9	0.05	0.07	83	1.1	0.8	0.9	0.06	0.07	C47+C49
Breast	29	0.4	0.3	0.4	0.01	0.05	1944	25.3	18.9	24.5	1.87	2.75	C50
Vulva							8	0.1	0.1	0.1	0.00	0.01	C51
Vagina							4	0.1	0.0	0.1	0.00	0.01	C52
Cervix uteri							139	1.8	1.4	1.9	0.11	0.23	C53
Corpus uteri							308	4.0	3.0	5.3	0.25	0.74	C54
Uterus unspecified							50	0.6	0.5	0.8	0.05	0.11	C55
Ovary							245	3.2	2.4	3.3	0.19	0.41	C56
Other female genital organs							10	0.1	0.1	0.2	0.01	0.02	C57
Placenta							7	0.1	0.1	0.1	0.00	0.00	C58
Penis	1	0.0	0.0	0.0	0.00	0.00							C60
Prostate	410	6.0	3.7	6.8	0.15	0.82							C61
Testis	136	2.0	1.2	1.1	0.07	0.08							C62
Other male genital organs	4	0.1	0.0	0.0	0.00	0.00							C63
Kidney	296	4.3	2.7	3.9	0.20	0.43	183	2.4	1.8	2.6	0.17	0.31	C64
Renal pelvis	12	0.2	0.1	0.2	0.01	0.02	1	0.0	0.0	0.0	0.00	0.00	C65
Ureter	4	0.1	0.0	0.1	0.00	0.01	3	0.0	0.0	0.1	0.00	0.01	C66
†Bladder	345	5.0	3.1	4.7	0.25	0.56	82	1.1	0.8	1.2	0.05	0.15	C67
Other urinary organs	1	0.0	0.0	0.0	0.00	0.00	1	0.0	0.0	0.0	0.00	0.01	C68
Eye	43	0.6	0.4	0.5	0.02	0.02	43	0.6	0.4	0.5	0.02	0.03	C69
Brain and nervous system	276	4.0	2.5	3.0	0.18	0.29	167	2.2	1.6	1.9	0.13	0.18	C70-72
Thyroid	245	3.6	2.2	2.6	0.18	0.27	980	12.7	9.5	10.3	0.75	1.01	C73
Adrenal gland	30	0.4	0.3	0.3	0.01	0.02	15	0.2	0.1	0.1	0.01	0.01	C74
Other endocrine	12	0.2	0.1	0.1	0.01	0.01	3	0.0	0.0	0.0	0.00	0.00	C75
Hodgkin lymphoma	327	4.8	3.0	2.9	0.19	0.22	214	2.8	2.1	2.1	0.13	0.18	C81
Non-Hodgkin lymphoma	543	7.9	4.9	6.7	0.31	0.74	452	5.9	4.4	6.3	0.35	0.76	C82-86,C96
Immunoproliferative diseases	12	0.2	0.1	0.2	0.01	0.02	19	0.2	0.2	0.3	0.02	0.04	C88
Multiple myeloma	75	1.1	0.7	1.1	0.06	0.13	69	0.9	0.7	1.2	0.05	0.16	C90
Lymphoid leukaemia	294	4.3	2.7	3.1	0.16	0.23	163	2.1	1.6	1.8	0.09	0.13	C91
Myeloid leukaemia	245	3.6	2.2	2.6	0.15	0.25	182	2.4	1.8	2.1	0.14	0.21	C92-94
Leukaemia unspecified	11	0.2	0.1	0.1	0.00	0.01	12	0.2	0.1	0.1	0.01	0.01	C95
Myeloproliferative disorders	33	0.5	0.3	0.4	0.03	0.05	29	0.4	0.3	0.4	0.02	0.06	MPD
Myelodysplastic syndromes	29	0.4	0.3	0.4	0.02	0.04	12	0.2	0.1	0.2	0.01	0.02	MDS
Other and unspecified	208	3.0	1.9	2.9	0.13	0.32	198	2.6	1.9	3.1	0.14	0.38	O&U
All sites	7080		64.0	92.0	4.43	10.11	7874		76.5	105.4	6.49	12.13	C00-96
All sites except C44	6852	100.0	61.9	88.6	4.31	9.73	7695	100.0	74.8	102.6	6.36	11.79	C00-96 exc. C44

†*See note following population pyramid

Thailand, Bangkok

CONTRIBUTORS

Weerawut Imsamran
 Arkom Chaiwerawattana
 Suleeporn Sangrajrang
 Rangsiya Buasom
 Nisit Singhakosit
 Donsuk Pongnikorn
 Krittika Suwanrungruang
 Surapon Wiangnon



20 major cancers, ASR (World) per 100 000

<i>Male</i>		<i>Female</i>	
Trachea, bronchus, and lung	27.5	Breast	35.0
Liver	24.9	Cervix uteri	12.2
Prostate	15.8	Trachea, bronchus, and lung	10.9
Colon	12.8	Colon	9.2
Other and unspecified	9.8	Other and unspecified	7.5
Rectum	7.6	Liver	7.5
Non-Hodgkin lymphoma	5.6	Ovary	7.3
Bladder	5.4	Corpus uteri	5.8
Oesophagus	4.2	Rectum	4.5
Stomach	3.8	Non-Hodgkin lymphoma	4.5
Nasopharynx	3.4	Thyroid	4.0
Brain and nervous system	3.1	Stomach	2.9
Pancreas	2.9	Pancreas	2.6
Larynx	2.8	Brain and nervous system	2.4
Non-melanoma skin cancer	2.5	Non-melanoma skin cancer	2.2
Gallbladder etc.	2.5	Gallbladder etc.	1.9
Leukaemia unspecified	2.5	Leukaemia unspecified	1.8
Tongue	2.3	Bladder	1.4
Kidney	2.1	Myeloid leukaemia	1.4
Mouth	2.0	Nasopharynx	1.3
All sites	161.0	All sites	139.3


Thailand, Bangkok (2008–2010)

SITE	Male						Female						ICD-10
	No. cases	Freq. (%)	Crude rate (per 100 000)	ASR world	Cum. rates 0-64 (%)	0-74 (%)	No. cases	Freq. (%)	Crude rate (per 100 000)	ASR world	Cum. rates 0-64 (%)	0-74 (%)	
Lip	15	0.1	0.1	0.1	0.01	0.02	26	0.1	0.2	0.2	0.01	0.02	C00
Tongue	256	1.6	2.4	2.3	0.14	0.29	111	0.6	0.9	0.8	0.05	0.08	C01-02
Mouth	211	1.3	1.9	2.0	0.13	0.25	86	0.5	0.7	0.6	0.03	0.07	C03-06
Salivary glands	68	0.4	0.6	0.6	0.04	0.07	70	0.4	0.6	0.5	0.04	0.06	C07-08
Tonsil	106	0.6	1.0	0.9	0.08	0.10	14	0.1	0.1	0.1	0.01	0.01	C09
Other oropharynx	21	0.1	0.2	0.2	0.01	0.03	5	0.0	0.0	0.0	0.00	0.00	C10
Nasopharynx	401	2.4	3.7	3.4	0.24	0.38	185	1.0	1.6	1.3	0.10	0.14	C11
Hypopharynx	110	0.7	1.0	1.0	0.06	0.12	8	0.0	0.1	0.1	0.00	0.01	C12-13
Pharynx unspecified	34	0.2	0.3	0.3	0.01	0.04	5	0.0	0.0	0.0	0.00	0.00	C14
Oesophagus	439	2.7	4.0	4.2	0.25	0.50	58	0.3	0.5	0.4	0.02	0.05	C15
Stomach	407	2.5	3.7	3.8	0.20	0.41	395	2.1	3.4	2.9	0.16	0.32	C16
Small intestine	45	0.3	0.4	0.4	0.02	0.05	38	0.2	0.3	0.3	0.02	0.03	C17
Colon	1319	8.0	12.1	12.8	0.59	1.51	1239	6.7	10.6	9.2	0.49	1.03	C18
Rectum	781	4.7	7.2	7.6	0.39	0.97	602	3.3	5.1	4.5	0.25	0.53	C19-20
Anus	41	0.2	0.4	0.4	0.02	0.04	36	0.2	0.3	0.3	0.01	0.04	C21
Liver	2717	16.5	25.0	24.9	1.60	3.06	982	5.3	8.4	7.5	0.38	0.90	C22
Gallbladder etc.	256	1.6	2.4	2.5	0.13	0.29	259	1.4	2.2	1.9	0.09	0.22	C23-24
Pancreas	298	1.8	2.7	2.9	0.16	0.35	342	1.9	2.9	2.6	0.12	0.32	C25
Nose, sinuses etc.	67	0.4	0.6	0.6	0.03	0.08	40	0.2	0.3	0.3	0.02	0.03	C30-31
Larynx	299	1.8	2.7	2.8	0.15	0.34	29	0.2	0.2	0.2	0.01	0.02	C32
Trachea, bronchus, and lung	2808	17.0	25.8	27.5	1.21	3.32	1459	7.9	12.4	10.9	0.58	1.28	C33-34
Other thoracic organs	48	0.3	0.4	0.5	0.03	0.05	37	0.2	0.3	0.3	0.02	0.03	C37-38
Bone	100	0.6	0.9	1.0	0.06	0.09	95	0.5	0.8	0.8	0.05	0.08	C40-41
Melanoma of skin	35	0.2	0.3	0.3	0.02	0.04	52	0.3	0.4	0.4	0.02	0.05	C43
Other skin	254		2.3	2.5	0.09	0.26	297		2.5	2.2	0.08	0.23	C44
Mesothelioma	6	0.0	0.1	0.1	0.00	0.00	4	0.0	0.0	0.0	0.00	0.00	C45
Kaposi sarcoma	12	0.1	0.1	0.1	0.00	0.00	2	0.0	0.0	0.0	0.00	0.00	C46
Connective and soft tissue	149	0.9	1.4	1.4	0.08	0.14	137	0.7	1.2	1.1	0.07	0.11	C47+C49
Breast	27	0.2	0.2	0.2	0.01	0.03	4890	26.5	41.7	35.0	2.73	4.01	C50
Vulva							24	0.1	0.2	0.2	0.01	0.02	C51
Vagina							36	0.2	0.3	0.3	0.02	0.04	C52
Cervix uteri							1718	9.3	14.7	12.2	0.89	1.40	C53
Corpus uteri							760	4.1	6.5	5.8	0.43	0.72	C54
Uterus unspecified							107	0.6	0.9	0.8	0.05	0.10	C55
Ovary							1000	5.4	8.5	7.3	0.56	0.83	C56
Other female genital organs							18	0.1	0.2	0.2	0.01	0.02	C57
Placenta							16	0.1	0.1	0.1	0.01	0.01	C58
Penis	59	0.4	0.5	0.5	0.04	0.05							C60
Prostate	1503	9.1	13.8	15.8	0.44	1.94							C61
Testis	47	0.3	0.4	0.4	0.03	0.03							C62
Other male genital organs	5	0.0	0.0	0.1	0.00	0.01							C63
Kidney	219	1.3	2.0	2.1	0.13	0.23	152	0.8	1.3	1.2	0.06	0.14	C64
Renal pelvis	13	0.1	0.1	0.1	0.01	0.02	15	0.1	0.1	0.1	0.01	0.02	C65
Ureter	12	0.1	0.1	0.1	0.01	0.02	26	0.1	0.2	0.2	0.01	0.02	C66
Bladder	542	3.3	5.0	5.4	0.21	0.62	191	1.0	1.6	1.4	0.06	0.16	C67
Other urinary organs	61	0.4	0.6	0.6	0.03	0.07	31	0.2	0.3	0.2	0.01	0.02	C68
Eye	24	0.1	0.2	0.4	0.02	0.02	16	0.1	0.1	0.2	0.01	0.02	C69
Brain and nervous system	326	2.0	3.0	3.1	0.20	0.31	280	1.5	2.4	2.4	0.15	0.24	C70-72
Thyroid	187	1.1	1.7	1.5	0.11	0.17	565	3.1	4.8	4.0	0.29	0.41	C73
Adrenal gland	11	0.1	0.1	0.2	0.01	0.01	21	0.1	0.2	0.2	0.01	0.02	C74
Other endocrine	8	0.0	0.1	0.1	0.00	0.01	15	0.1	0.1	0.1	0.01	0.01	C75
Hodgkin lymphoma	42	0.3	0.4	0.4	0.02	0.03	31	0.2	0.3	0.2	0.02	0.02	C81
Non-Hodgkin lymphoma	605	3.7	5.6	5.6	0.32	0.62	571	3.1	4.9	4.5	0.27	0.51	C82-86,C96
Immunoproliferative diseases	5	0.0	0.0	0.0	0.00	0.00	12	0.1	0.1	0.1	0.01	0.01	C88
Multiple myeloma	97	0.6	0.9	0.9	0.05	0.12	130	0.7	1.1	1.0	0.06	0.13	C90
Lymphoid leukaemia	121	0.7	1.1	1.6	0.08	0.12	100	0.5	0.9	1.1	0.06	0.08	C91
Myeloid leukaemia	197	1.2	1.8	1.9	0.10	0.17	174	0.9	1.5	1.4	0.09	0.13	C92-94
Leukaemia unspecified	238	1.4	2.2	2.5	0.11	0.23	222	1.2	1.9	1.8	0.11	0.17	C95
Myeloproliferative disorders	16	0.1	0.1	0.2	0.01	0.02	13	0.1	0.1	0.1	0.01	0.01	MPD
Myelodysplastic syndromes	24	0.1	0.2	0.2	0.00	0.03	24	0.1	0.2	0.2	0.01	0.02	MDS
Other and unspecified	1048	6.4	9.6	9.8	0.51	1.18	1011	5.5	8.6	7.5	0.41	0.85	O&U
All sites	16740		154.0	161.0	8.21	18.84	18782		160.2	139.3	8.96	15.78	C00-96
All sites except C44	16486	100.0	151.6	158.5	8.12	18.58	18485	100.0	157.6	137.1	8.88	15.55	C00-96 exc. C44

Thailand, Chiang Mai

CONTRIBUTORS

Imjai Chitapanarux
 Songphol Srisukho
 Udomluk Chaisangkhaum
 Puttachart Maneesai
 Narate Waisri
 Panrada Tansiri
 Chirapong Hanprakopsuk
 Varunee Khamsan
 Malisa Pounsombat



20 major cancers, ASR (World) per 100 000

<i>Male</i>		<i>Female</i>	
Trachea, bronchus, and lung	36.7	Breast	29.7
Liver	34.1	Trachea, bronchus, and lung	23.5
Prostate	8.3	Cervix uteri	21.0
Rectum	7.9	Liver	11.7
Colon	7.9	Colon	6.8
Non-Hodgkin lymphoma	7.1	Ovary	6.1
Other and unspecified	6.6	Other and unspecified	5.1
Stomach	6.0	Non-Hodgkin lymphoma	5.0
Non-melanoma skin cancer	5.8	Rectum	5.0
Bladder	5.7	Corpus uteri	4.9
Myeloid leukaemia	3.2	Non-melanoma skin cancer	4.6
Brain and nervous system	3.0	Thyroid	4.0
Pancreas	2.9	Stomach	3.9
Nasopharynx	2.8	Myeloid leukaemia	2.7
Kidney	2.4	Gallbladder etc.	2.5
Larynx	2.2	Brain and nervous system	2.0
Lymphoid leukaemia	2.0	Bladder	1.8
Gallbladder etc.	1.9	Pancreas	1.7
Oesophagus	1.9	Myelodysplastic syndromes	1.6
Mouth	1.8	Nasopharynx	1.2
All sites	167.8	All sites	157.5

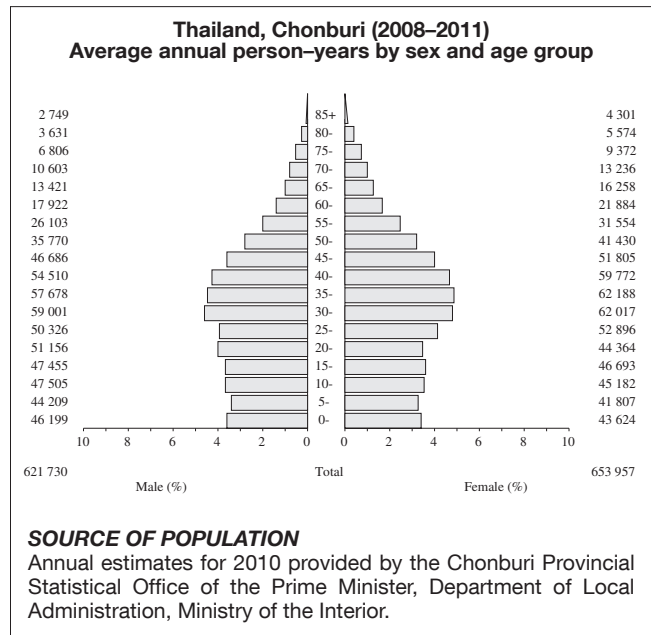
Thailand, Chiang Mai (2008–2012)

SITE	Male						Female						ICD-10
	No. cases	Freq. (%)	Crude rate (per 100 000)	ASR world	Cum. rates 0-64 (%)	0-74 (%)	No. cases	Freq. (%)	Crude rate (per 100 000)	ASR world	Cum. rates 0-64 (%)	0-74 (%)	
Lip	6	0.1	0.2	0.1	0.01	0.01	10	0.1	0.3	0.1	0.00	0.01	C00
Tongue	65	0.8	1.7	1.3	0.08	0.13	27	0.3	0.7	0.4	0.03	0.05	C01-02
Mouth	90	1.1	2.4	1.8	0.10	0.20	56	0.7	1.4	0.9	0.04	0.10	C03-06
Salivary glands	29	0.4	0.8	0.6	0.05	0.06	22	0.3	0.6	0.4	0.03	0.05	C07-08
Tonsil	39	0.5	1.0	0.8	0.05	0.08	13	0.2	0.3	0.2	0.01	0.03	C09
Other oropharynx	15	0.2	0.4	0.3	0.02	0.03	4	0.0	0.1	0.0	0.00	0.00	C10
Nasopharynx	136	1.7	3.6	2.8	0.20	0.30	64	0.7	1.6	1.2	0.09	0.13	C11
Hypopharynx	31	0.4	0.8	0.6	0.04	0.06	6	0.1	0.2	0.1	0.00	0.00	C12-13
Pharynx unspecified	2	0.0	0.1	0.0	0.00	0.00	2	0.0	0.1	0.0	0.00	0.00	C14
Oesophagus	96	1.2	2.6	1.9	0.12	0.22	26	0.3	0.7	0.5	0.01	0.06	C15
Stomach	292	3.7	7.8	6.0	0.34	0.75	221	2.6	5.6	3.9	0.23	0.47	C16
Small intestine	20	0.3	0.5	0.4	0.03	0.05	14	0.2	0.4	0.3	0.02	0.03	C17
Colon	396	5.0	10.6	7.9	0.51	0.94	401	4.7	10.1	6.8	0.41	0.77	C18
Rectum	397	5.0	10.6	7.9	0.45	0.98	278	3.3	7.0	5.0	0.30	0.59	C19-20
Anus	17	0.2	0.5	0.4	0.02	0.05	15	0.2	0.4	0.3	0.02	0.04	C21
Liver	1701	21.5	45.4	34.1	2.34	4.02	680	8.0	17.2	11.7	0.71	1.38	C22
Gallbladder etc.	97	1.2	2.6	1.9	0.08	0.25	147	1.7	3.7	2.5	0.15	0.32	C23-24
Pancreas	147	1.9	3.9	2.9	0.17	0.37	98	1.1	2.5	1.7	0.09	0.19	C25
Nose, sinuses etc.	18	0.2	0.5	0.4	0.02	0.05	17	0.2	0.4	0.3	0.02	0.03	C30-31
Larynx	112	1.4	3.0	2.2	0.14	0.25	18	0.2	0.5	0.3	0.02	0.04	C32
Trachea, bronchus, and lung	1797	22.7	47.9	36.7	1.77	4.89	1324	15.5	33.4	23.5	1.08	3.06	C33-34
Other thoracic organs	23	0.3	0.6	0.6	0.04	0.05	7	0.1	0.2	0.2	0.01	0.02	C37-38
Bone	32	0.4	0.9	0.9	0.05	0.08	22	0.3	0.6	0.6	0.03	0.05	C40-41
Melanoma of skin	29	0.4	0.8	0.6	0.03	0.07	27	0.3	0.7	0.5	0.03	0.04	C43
Other skin	306		8.2	5.8	0.23	0.61	290		7.3	4.6	0.21	0.46	C44
Mesothelioma	3	0.0	0.1	0.1	0.01	0.01	1	0.0	0.0	0.0	0.00	0.00	C45
Kaposi sarcoma	9	0.1	0.2	0.2	0.02	0.02	1	0.0	0.0	0.0	0.00	0.00	C46
Connective and soft tissue	36	0.5	1.0	0.8	0.05	0.08	37	0.4	0.9	0.7	0.06	0.07	C47+C49
Breast	37	0.5	1.0	0.7	0.06	0.08	1700	19.9	42.9	29.7	2.45	3.23	C50
Vulva							36	0.4	0.9	0.7	0.04	0.08	C51
Vagina							12	0.1	0.3	0.2	0.01	0.02	C52
Cervix uteri							1203	14.1	30.4	21.0	1.71	2.22	C53
Corpus uteri							280	3.3	7.1	4.9	0.41	0.58	C54
Uterus unspecified							6	0.1	0.2	0.1	0.01	0.01	C55
Ovary							324	3.8	8.2	6.1	0.49	0.64	C56
Other female genital organs							7	0.1	0.2	0.1	0.01	0.01	C57
Placenta							10	0.1	0.3	0.2	0.02	0.02	C58
Penis	66	0.8	1.8	1.4	0.09	0.16							C60
Prostate	426	5.4	11.4	8.3	0.27	1.04							C61
Testis	26	0.3	0.7	0.6	0.04	0.04							C62
Other male genital organs	3	0.0	0.1	0.1	0.00	0.01							C63
Kidney	114	1.4	3.0	2.4	0.14	0.29	54	0.6	1.4	1.1	0.05	0.11	C64
Renal pelvis	8	0.1	0.2	0.1	0.01	0.02	7	0.1	0.2	0.2	0.01	0.03	C65
Ureter	13	0.2	0.3	0.3	0.02	0.03	10	0.1	0.3	0.2	0.01	0.02	C66
Bladder	299	3.8	8.0	5.7	0.25	0.66	106	1.2	2.7	1.8	0.06	0.23	C67
Other urinary organs	2	0.0	0.1	0.0	0.00	0.00	2	0.0	0.1	0.0	0.00	0.00	C68
Eye	19	0.2	0.5	0.5	0.03	0.03	15	0.2	0.4	0.5	0.02	0.03	C69
Brain and nervous system	121	1.5	3.2	3.0	0.19	0.28	91	1.1	2.3	2.0	0.13	0.17	C70-72
Thyroid	55	0.7	1.5	1.1	0.07	0.11	202	2.4	5.1	4.0	0.28	0.37	C73
Adrenal gland	4	0.1	0.1	0.2	0.01	0.01	8	0.1	0.2	0.3	0.02	0.02	C74
Other endocrine	6	0.1	0.2	0.2	0.01	0.01	1	0.0	0.0	0.0	0.00	0.00	C75
Hodgkin lymphoma	26	0.3	0.7	0.6	0.04	0.04	13	0.2	0.3	0.3	0.02	0.02	C81
Non-Hodgkin lymphoma	329	4.2	8.8	7.1	0.41	0.77	286	3.3	7.2	5.0	0.33	0.52	C82-86,C96
Immunoproliferative diseases	20	0.3	0.5	0.4	0.03	0.04	15	0.2	0.4	0.3	0.02	0.04	C88
Multiple myeloma	65	0.8	1.7	1.2	0.09	0.13	52	0.6	1.3	0.9	0.06	0.11	C90
Lymphoid leukaemia	59	0.7	1.6	2.0	0.11	0.11	33	0.4	0.8	1.2	0.06	0.07	C91
Myeloid leukaemia	145	1.8	3.9	3.2	0.22	0.29	120	1.4	3.0	2.7	0.17	0.23	C92-94
Leukaemia unspecified	8	0.1	0.2	0.2	0.01	0.02	13	0.2	0.3	0.2	0.00	0.02	C95
Myeloproliferative disorders	34	0.4	0.9	0.7	0.05	0.07	27	0.3	0.7	0.5	0.03	0.06	MPD
Myelodysplastic syndromes	77	1.0	2.1	1.5	0.07	0.18	87	1.0	2.2	1.6	0.09	0.17	MDS
Other and unspecified	320	4.0	8.5	6.6	0.38	0.81	280	3.3	7.1	5.1	0.26	0.59	O&U
All sites	8223		219.2	167.8	9.52	19.85	8828		222.8	157.5	10.37	17.60	C00-96
All sites except C44	7917	100.0	211.1	161.9	9.29	19.24	8538	100.0	215.5	152.9	10.16	17.14	C00-96 exc. C44

Thailand, Chonburi

CONTRIBUTORS

Jitraporn Tanabodee
 Thiataree Kulanan
 Jittaporn Rachkratok
 Watcharaporn Aromsawa
 Sasinan Krachun
 Sinjai Santhong



20 major cancers, ASR (World) per 100 000

<i>Male</i>		<i>Female</i>	
Trachea, bronchus, and lung	35.5	Breast	37.4
Liver	23.5	Cervix uteri	23.4
Colon	12.6	Trachea, bronchus, and lung	15.3
Non-Hodgkin lymphoma	9.0	Colon	9.9
Prostate	8.1	Thyroid	8.6
Rectum	7.2	Ovary	7.0
Oesophagus	6.7	Liver	6.8
Bladder	6.7	Non-Hodgkin lymphoma	6.6
Non-melanoma skin cancer	6.0	Corpus uteri	6.2
Nasopharynx	5.4	Rectum	5.1
Stomach	4.4	Non-melanoma skin cancer	4.5
Other and unspecified	4.2	Myelodysplastic syndromes	3.6
Tongue	4.1	Other and unspecified	3.5
Mouth	3.6	Stomach	2.9
Larynx	3.6	Brain and nervous system	2.1
Myeloid leukaemia	3.3	Myeloid leukaemia	2.0
Myelodysplastic syndromes	3.0	Lymphoid leukaemia	1.8
Pancreas	2.2	Gallbladder etc.	1.7
Leukaemia unspecified	2.0	Nasopharynx	1.6
Thyroid	2.0	Pancreas	1.6
All sites	179.6	All sites	169.3

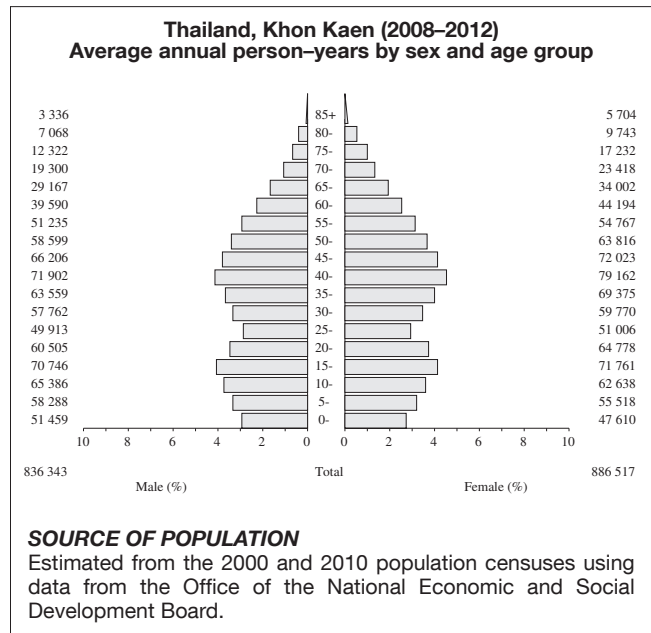
Thailand, Chonburi (2008–2011)

SITE	Male						Female						ICD-10
	No. cases	Freq. (%)	Crude rate (per 100 000)	ASR world	Cum. rates 0-64 (%)	0-74 (%)	No. cases	Freq. (%)	Crude rate (per 100 000)	ASR world	Cum. rates 0-64 (%)	0-74 (%)	
Lip	4	0.1	0.2	0.2	0.02	0.02	18	0.4	0.7	0.5	0.02	0.05	C00
Tongue	100	2.4	4.0	4.1	0.27	0.52	28	0.5	1.1	0.9	0.06	0.10	C01-02
Mouth	89	2.1	3.6	3.6	0.25	0.41	42	0.8	1.6	1.4	0.07	0.14	C03-06
Salivary glands	23	0.5	0.9	0.9	0.07	0.10	16	0.3	0.6	0.5	0.03	0.06	C07-08
Tonsil	42	1.0	1.7	1.7	0.13	0.22	16	0.3	0.6	0.5	0.03	0.04	C09
Other oropharynx	9	0.2	0.4	0.3	0.03	0.05	3	0.1	0.1	0.1	0.00	0.01	C10
Nasopharynx	146	3.5	5.9	5.4	0.45	0.57	53	1.0	2.0	1.6	0.14	0.15	C11
Hypopharynx	42	1.0	1.7	1.8	0.11	0.26	2	0.0	0.1	0.1	0.01	0.01	C12-13
Pharynx unspecified	3	0.1	0.1	0.1	0.01	0.01	4	0.1	0.2	0.1	0.01	0.02	C14
Oesophagus	159	3.8	6.4	6.7	0.51	0.86	24	0.5	0.9	0.9	0.07	0.11	C15
Stomach	105	2.5	4.2	4.4	0.24	0.54	88	1.7	3.4	2.9	0.16	0.33	C16
Small intestine	17	0.4	0.7	0.7	0.04	0.09	12	0.2	0.5	0.4	0.03	0.05	C17
Colon	312	7.4	12.5	12.6	0.70	1.46	294	5.8	11.2	9.9	0.57	1.14	C18
Rectum	170	4.0	6.8	7.2	0.44	0.94	157	3.1	6.0	5.1	0.32	0.58	C19-20
Anus	10	0.2	0.4	0.4	0.02	0.04	11	0.2	0.4	0.4	0.03	0.04	C21
Liver	587	14.0	23.6	23.5	1.70	2.73	196	3.8	7.5	6.8	0.43	0.81	C22
Gallbladder etc.	46	1.1	1.8	1.9	0.10	0.23	51	1.0	1.9	1.7	0.08	0.21	C23-24
Pancreas	53	1.3	2.1	2.2	0.12	0.25	50	1.0	1.9	1.6	0.05	0.18	C25
Nose, sinuses etc.	19	0.5	0.8	0.8	0.05	0.09	25	0.5	1.0	0.8	0.06	0.07	C30-31
Larynx	83	2.0	3.3	3.6	0.19	0.43	10	0.2	0.4	0.3	0.01	0.02	C32
Trachea, bronchus, and lung	832	19.8	33.5	35.5	1.80	4.44	454	8.9	17.4	15.3	0.73	1.85	C33-34
Other thoracic organs	6	0.1	0.2	0.2	0.02	0.03	7	0.1	0.3	0.2	0.02	0.02	C37-38
Bone	17	0.4	0.7	0.7	0.04	0.07	13	0.3	0.5	0.4	0.03	0.03	C40-41
Melanoma of skin	12	0.3	0.5	0.5	0.02	0.06	18	0.4	0.7	0.6	0.03	0.08	C43
Other skin	141		5.7	6.0	0.21	0.64	139		5.3	4.5	0.16	0.48	C44
Mesothelioma	1	0.0	0.0	0.0	0.00	0.00	2	0.0	0.1	0.1	0.01	0.01	C45
Kaposi sarcoma	1	0.0	0.0	0.0	0.00	0.00	4	0.1	0.2	0.1	0.01	0.01	C46
Connective and soft tissue	48	1.1	1.9	2.0	0.12	0.20	43	0.8	1.6	1.5	0.11	0.13	C47+C49
Breast	15	0.4	0.6	0.7	0.04	0.07	1224	24.0	46.8	37.4	3.05	3.98	C50
Vulva							14	0.3	0.5	0.5	0.03	0.06	C51
Vagina							8	0.2	0.3	0.3	0.02	0.03	C52
Cervix uteri							767	15.0	29.3	23.4	1.81	2.50	C53
Corpus uteri							180	3.5	6.9	6.2	0.47	0.76	C54
Uterus unspecified							0	0.0	0.0	0.0	0.00	0.00	C55
Ovary							222	4.3	8.5	7.0	0.53	0.72	C56
Other female genital organs							1	0.0	0.0	0.0	0.00	0.00	C57
Placenta							4	0.1	0.2	0.2	0.01	0.01	C58
Penis	46	1.1	1.8	1.8	0.11	0.21							C60
Prostate	179	4.3	7.2	8.1	0.24	0.97							C61
Testis	40	1.0	1.6	1.5	0.10	0.12							C62
Other male genital organs	3	0.1	0.1	0.1	0.00	0.00							C63
Kidney	34	0.8	1.4	1.4	0.09	0.18	22	0.4	0.8	0.8	0.04	0.09	C64
Renal pelvis	9	0.2	0.4	0.4	0.03	0.04	5	0.1	0.2	0.2	0.01	0.02	C65
Ureter	4	0.1	0.2	0.2	0.01	0.03	1	0.0	0.0	0.0	0.00	0.01	C66
Bladder	158	3.8	6.4	6.7	0.32	0.77	42	0.8	1.6	1.4	0.06	0.18	C67
Other urinary organs	0	0.0	0.0	0.0	0.00	0.00	0	0.0	0.0	0.0	0.00	0.00	C68
Eye	7	0.2	0.3	0.4	0.02	0.03	4	0.1	0.2	0.2	0.01	0.02	C69
Brain and nervous system	51	1.2	2.1	2.0	0.14	0.21	64	1.3	2.4	2.1	0.15	0.21	C70-72
Thyroid	59	1.4	2.4	2.0	0.13	0.20	269	5.3	10.3	8.6	0.61	0.80	C73
Adrenal gland	2	0.0	0.1	0.1	0.00	0.01	1	0.0	0.0	0.0	0.00	0.00	C74
Other endocrine	0	0.0	0.0	0.0	0.00	0.00	0	0.0	0.0	0.0	0.00	0.00	C75
Hodgkin lymphoma	16	0.4	0.6	0.6	0.05	0.07	16	0.3	0.6	0.5	0.03	0.04	C81
Non-Hodgkin lymphoma	229	5.4	9.2	9.0	0.61	0.98	197	3.9	7.5	6.6	0.44	0.61	C82-86,C96
Immunoproliferative diseases	3	0.1	0.1	0.1	0.01	0.01	1	0.0	0.0	0.0	0.00	0.00	C88
Multiple myeloma	28	0.7	1.1	1.2	0.08	0.17	31	0.6	1.2	1.1	0.06	0.15	C90
Lymphoid leukaemia	34	0.8	1.4	1.8	0.10	0.11	39	0.8	1.5	1.8	0.11	0.11	C91
Myeloid leukaemia	79	1.9	3.2	3.3	0.18	0.31	59	1.2	2.3	2.0	0.13	0.16	C92-94
Leukaemia unspecified	45	1.1	1.8	2.0	0.11	0.18	35	0.7	1.3	1.3	0.08	0.12	C95
Myeloproliferative disorders	50	1.2	2.0	1.9	0.12	0.17	37	0.7	1.4	1.4	0.08	0.13	MPD
Myelodysplastic syndromes	74	1.8	3.0	3.0	0.15	0.34	113	2.2	4.3	3.6	0.18	0.36	MDS
Other and unspecified	104	2.5	4.2	4.2	0.23	0.47	107	2.1	4.1	3.5	0.19	0.42	O&U
All sites	4346		174.8	179.6	10.53	20.94	5243		200.4	169.3	11.35	18.23	C00-96
All sites except C44	4205	100.0	169.1	173.7	10.32	20.30	5104	100.0	195.1	164.8	11.20	17.75	C00-96 exc. C44

Thailand, Khon Kaen

CONTRIBUTORS

Surapon Wiangnon
 Patravoot Vatasapt
 Krittika Suwanrungruang
 Supot Kamsa-ard
 Chalongpon Santong
 Pakanant Usantia
 Siphita Pituso
 Prasitporn Meunhast
 Tanawat Tongya
 Supanee Promthep



20 major cancers, ASR (World) per 100 000

<i>Male</i>		<i>Female</i>	
Liver	45.9	Breast	22.2
Trachea, bronchus, and lung	19.2	Liver	16.5
Colon	6.6	Cervix uteri	11.7
Other and unspecified	6.4	Trachea, bronchus, and lung	6.6
Gallbladder etc.	6.1	Colon	6.1
Non-Hodgkin lymphoma	5.6	Ovary	5.4
Rectum	5.4	Thyroid	4.6
Prostate	4.2	Other and unspecified	4.3
Non-melanoma skin cancer	3.3	Corpus uteri	4.2
Stomach	3.0	Non-Hodgkin lymphoma	3.9
Bladder	2.9	Non-melanoma skin cancer	3.5
Myeloid leukaemia	2.7	Rectum	3.3
Nasopharynx	2.7	Gallbladder etc.	3.2
Lymphoid leukaemia	2.2	Stomach	2.3
Brain and nervous system	1.9	Myeloid leukaemia	2.3
Larynx	1.4	Brain and nervous system	1.6
Kidney	1.4	Lymphoid leukaemia	1.4
Tongue	1.4	Lip	1.2
Penis	1.3	Nasopharynx	1.1
Oesophagus	1.3	Mouth	1.0
All sites	138.9	All sites	117.1

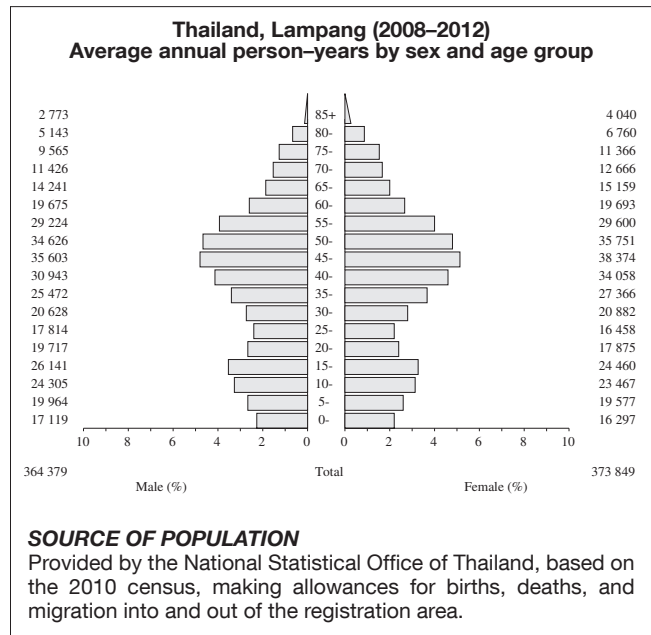
Thailand, Khon Kaen (2008–2012)

SITE	Male						Female						ICD-10
	No. cases	Freq. (%)	Crude rate (per 100 000)	ASR world	Cum. rates 0-64 (%)	0-74 (%)	No. cases	Freq. (%)	Crude rate (per 100 000)	ASR world	Cum. rates 0-64 (%)	0-74 (%)	
Lip	14	0.2	0.3	0.3	0.01	0.03	80	1.2	1.8	1.2	0.02	0.12	C00
Tongue	77	1.1	1.8	1.4	0.10	0.16	53	0.8	1.2	0.9	0.06	0.10	C01-02
Mouth	50	0.7	1.2	0.9	0.06	0.11	65	0.9	1.5	1.0	0.03	0.09	C03-06
Salivary glands	19	0.3	0.5	0.3	0.03	0.04	21	0.3	0.5	0.3	0.02	0.04	C07-08
Tonsil	23	0.3	0.6	0.4	0.03	0.04	8	0.1	0.2	0.1	0.01	0.02	C09
Other oropharynx	0	0.0	0.0	0.0	0.00	0.00	0	0.0	0.0	0.0	0.00	0.00	C10
Nasopharynx	139	1.9	3.3	2.7	0.19	0.28	62	0.9	1.4	1.1	0.08	0.11	C11
Hypopharynx	38	0.5	0.9	0.7	0.05	0.07	5	0.1	0.1	0.1	0.00	0.01	C12-13
Pharynx unspecified	8	0.1	0.2	0.1	0.01	0.01	3	0.0	0.1	0.0	0.01	0.01	C14
Oesophagus	69	1.0	1.7	1.3	0.09	0.14	11	0.2	0.2	0.2	0.01	0.02	C15
Stomach	161	2.2	3.9	3.0	0.20	0.37	141	2.1	3.2	2.3	0.16	0.26	C16
Small intestine	25	0.3	0.6	0.5	0.03	0.06	15	0.2	0.3	0.2	0.01	0.03	C17
Colon	355	5.0	8.5	6.6	0.37	0.75	379	5.5	8.6	6.1	0.35	0.76	C18
Rectum	289	4.0	6.9	5.4	0.33	0.65	211	3.1	4.8	3.3	0.19	0.39	C19-20
Anus	17	0.2	0.4	0.3	0.01	0.03	9	0.1	0.2	0.1	0.01	0.02	C21
Liver	2481	34.6	59.3	45.9	2.78	5.69	1043	15.2	23.5	16.5	0.83	2.10	C22
Gallbladder etc.	330	4.6	7.9	6.1	0.35	0.76	203	3.0	4.6	3.2	0.16	0.42	C23-24
Pancreas	52	0.7	1.2	1.0	0.06	0.12	53	0.8	1.2	0.8	0.06	0.09	C25
Nose, sinuses etc.	19	0.3	0.5	0.3	0.02	0.03	17	0.2	0.4	0.3	0.02	0.03	C30-31
Larynx	76	1.1	1.8	1.4	0.08	0.19	6	0.1	0.1	0.1	0.01	0.01	C32
Trachea, bronchus, and lung	1025	14.3	24.5	19.2	0.97	2.48	415	6.0	9.4	6.6	0.37	0.81	C33-34
Other thoracic organs	27	0.4	0.6	0.6	0.04	0.05	8	0.1	0.2	0.2	0.01	0.02	C37-38
Bone	43	0.6	1.0	0.9	0.06	0.08	28	0.4	0.6	0.6	0.04	0.05	C40-41
Melanoma of skin	26	0.4	0.6	0.5	0.02	0.05	28	0.4	0.6	0.4	0.03	0.05	C43
Other skin	173		4.1	3.3	0.16	0.36	226		5.1	3.5	0.14	0.37	C44
Mesothelioma	1	0.0	0.0	0.0	0.00	0.00	1	0.0	0.0	0.0	0.00	0.00	C45
Kaposi sarcoma	1	0.0	0.0	0.0	0.00	0.00	0	0.0	0.0	0.0	0.00	0.00	C46
Connective and soft tissue	44	0.6	1.1	0.8	0.06	0.09	43	0.6	1.0	0.8	0.04	0.08	C47+C49
Breast	4	0.1	0.1	0.1	0.00	0.01	1355	19.7	30.6	22.2	1.86	2.34	C50
Vulva							29	0.4	0.7	0.5	0.02	0.06	C51
Vagina							17	0.2	0.4	0.3	0.02	0.03	C52
Cervix uteri							709	10.3	16.0	11.7	0.92	1.23	C53
Corpus uteri							261	3.8	5.9	4.2	0.38	0.50	C54
Uterus unspecified							18	0.3	0.4	0.3	0.02	0.03	C55
Ovary							313	4.6	7.1	5.4	0.43	0.55	C56
Other female genital organs							11	0.2	0.2	0.2	0.02	0.02	C57
Placenta							9	0.1	0.2	0.2	0.02	0.02	C58
Penis	71	1.0	1.7	1.3	0.07	0.15							C60
Prostate	223	3.1	5.3	4.2	0.11	0.46							C61
Testis	27	0.4	0.6	0.6	0.04	0.05							C62
Other male genital organs	1	0.0	0.0	0.0	0.00	0.00							C63
Kidney	75	1.0	1.8	1.4	0.10	0.18	35	0.5	0.8	0.7	0.04	0.08	C64
Renal pelvis	4	0.1	0.1	0.1	0.00	0.01	0	0.0	0.0	0.0	0.00	0.00	C65
Ureter	1	0.0	0.0	0.0	0.00	0.01	0	0.0	0.0	0.0	0.00	0.00	C66
Bladder	152	2.1	3.6	2.9	0.12	0.35	33	0.5	0.7	0.5	0.03	0.06	C67
Other urinary organs	1	0.0	0.0	0.0	0.00	0.00	2	0.0	0.0	0.0	0.00	0.01	C68
Eye	13	0.2	0.3	0.3	0.02	0.02	7	0.1	0.2	0.2	0.01	0.01	C69
Brain and nervous system	86	1.2	2.1	1.9	0.13	0.17	70	1.0	1.6	1.6	0.10	0.12	C70-72
Thyroid	60	0.8	1.4	1.1	0.07	0.13	257	3.7	5.8	4.6	0.35	0.42	C73
Adrenal gland	6	0.1	0.1	0.2	0.01	0.01	5	0.1	0.1	0.2	0.01	0.01	C74
Other endocrine	7	0.1	0.2	0.2	0.01	0.01	1	0.0	0.0	0.1	0.00	0.00	C75
Hodgkin lymphoma	16	0.2	0.4	0.4	0.02	0.03	14	0.2	0.3	0.3	0.02	0.03	C81
Non-Hodgkin lymphoma	284	4.0	6.8	5.6	0.35	0.63	229	3.3	5.2	3.9	0.25	0.41	C82-86,C96
Immunoproliferative diseases	3	0.0	0.1	0.1	0.00	0.01	4	0.1	0.1	0.1	0.00	0.01	C88
Multiple myeloma	64	0.9	1.5	1.2	0.07	0.14	61	0.9	1.4	1.0	0.06	0.12	C90
Lymphoid leukaemia	81	1.1	1.9	2.2	0.11	0.16	51	0.7	1.2	1.4	0.08	0.09	C91
Myeloid leukaemia	127	1.8	3.0	2.7	0.16	0.26	122	1.8	2.8	2.3	0.15	0.22	C92-94
Leukaemia unspecified	15	0.2	0.4	0.4	0.02	0.02	15	0.2	0.3	0.3	0.01	0.02	C95
Myeloproliferative disorders	35	0.5	0.8	0.7	0.03	0.07	20	0.3	0.5	0.3	0.01	0.05	MPD
Myelodysplastic syndromes	58	0.8	1.4	1.0	0.05	0.09	53	0.8	1.2	0.8	0.03	0.11	MDS
Other and unspecified	338	4.7	8.1	6.4	0.38	0.74	256	3.7	5.8	4.3	0.24	0.50	O&U
All sites	7334		175.4	138.9	7.99	16.35	7091		160.0	117.1	7.74	13.03	C00-96
All sites except C44	7161	100.0	171.2	135.7	7.83	15.99	6865	100.0	154.9	113.6	7.60	12.66	C00-96 exc. C44

Thailand, Lampang

CONTRIBUTORS

Donsuk Pongnikorn
Somkiat Lalitwongsa
Karnchana Daoprasert



NOTES ON THE DATA

†C67 (bladder cancer) includes neoplasms of uncertain or unknown behaviour together with invasive cancers.

20 major cancers, ASR (World) per 100 000

<i>Male</i>		<i>Female</i>	
Liver	37.0	Breast	25.6
Trachea, bronchus, and lung	36.0	Trachea, bronchus, and lung	20.3
Other and unspecified	9.3	Liver	14.0
Colon	7.2	Cervix uteri	12.0
Non-Hodgkin lymphoma	6.5	Colon	6.9
Prostate	6.4	Other and unspecified	5.9
Rectum	6.3	Ovary	5.4
Bladder	5.1	Rectum	5.2
Stomach	4.8	Non-Hodgkin lymphoma	4.2
Non-melanoma skin cancer	4.0	Non-melanoma skin cancer	4.0
Myeloid leukaemia	3.7	Stomach	3.9
Brain and nervous system	2.9	Corpus uteri	3.7
Gallbladder etc.	2.6	Thyroid	3.5
Pancreas	2.5	Gallbladder etc.	2.9
Nasopharynx	2.4	Pancreas	2.6
Kidney	1.9	Myeloid leukaemia	2.6
Oesophagus	1.6	Brain and nervous system	2.0
Tongue	1.5	Bladder	1.6
Lymphoid leukaemia	1.4	Kidney	1.4
Larynx	1.2	Lymphoid leukaemia	1.2
All sites	156.8	All sites	139.7

Thailand, Lampang (2008–2012)

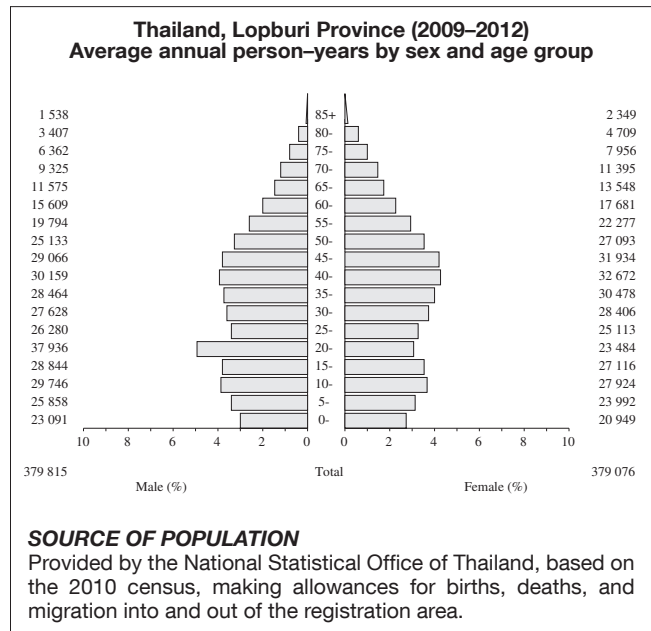
SITE	Male						Female						ICD-10
	No. cases	Freq. (%)	Crude rate (per 100 000)	ASR world	Cum. rates 0-64 (%)	0-74	No. cases	Freq. (%)	Crude rate (per 100 000)	ASR world	Cum. rates 0-64 (%)	0-74	
Lip	2	0.0	0.1	0.0	0.00	0.00	11	0.3	0.6	0.3	0.02	0.05	C00
Tongue	46	1.0	2.5	1.5	0.11	0.17	13	0.3	0.7	0.4	0.02	0.04	C01-02
Mouth	25	0.6	1.4	0.8	0.05	0.10	33	0.8	1.8	1.0	0.03	0.11	C03-06
Salivary glands	9	0.2	0.5	0.3	0.02	0.03	9	0.2	0.5	0.4	0.02	0.03	C07-08
Tonsil	10	0.2	0.5	0.4	0.02	0.03	5	0.1	0.3	0.1	0.01	0.01	C09
Other oropharynx	5	0.1	0.3	0.2	0.01	0.02	4	0.1	0.2	0.3	0.02	0.02	C10
Nasopharynx	67	1.5	3.7	2.4	0.18	0.25	29	0.7	1.6	1.2	0.09	0.12	C11
Hypopharynx	13	0.3	0.7	0.4	0.02	0.06	5	0.1	0.3	0.1	0.01	0.01	C12-13
Pharynx unspecified	1	0.0	0.1	0.0	0.00	0.00	0	0.0	0.0	0.0	0.00	0.00	C14
Oesophagus	51	1.1	2.8	1.6	0.12	0.19	14	0.3	0.7	0.3	0.02	0.02	C15
Stomach	144	3.2	7.9	4.8	0.28	0.64	128	3.1	6.8	3.9	0.24	0.45	C16
Small intestine	12	0.3	0.7	0.4	0.00	0.09	9	0.2	0.5	0.3	0.01	0.03	C17
Colon	215	4.8	11.8	7.2	0.44	0.86	222	5.3	11.9	6.9	0.45	0.84	C18
Rectum	185	4.1	10.2	6.3	0.38	0.73	161	3.8	8.6	5.2	0.35	0.60	C19-20
Anus	6	0.1	0.3	0.2	0.01	0.02	9	0.2	0.5	0.2	0.02	0.03	C21
Liver	1104	24.7	60.6	37.0	2.50	4.26	463	11.1	24.8	14.0	0.83	1.72	C22
Gallbladder etc.	80	1.8	4.4	2.6	0.13	0.30	110	2.6	5.9	2.9	0.11	0.32	C23-24
Pancreas	76	1.7	4.2	2.5	0.15	0.30	84	2.0	4.5	2.6	0.15	0.33	C25
Nose, sinuses etc.	10	0.2	0.5	0.3	0.03	0.04	5	0.1	0.3	0.1	0.01	0.01	C30-31
Larynx	42	0.9	2.3	1.2	0.05	0.14	17	0.4	0.9	0.5	0.01	0.08	C32
Trachea, bronchus, and lung	1114	24.9	61.1	36.0	1.51	4.64	664	15.9	35.5	20.3	1.07	2.66	C33-34
Other thoracic organs	10	0.2	0.5	0.5	0.03	0.05	2	0.0	0.1	0.1	0.01	0.01	C37-38
Bone	8	0.2	0.4	0.5	0.03	0.03	10	0.2	0.5	0.5	0.04	0.04	C40-41
Melanoma of skin	9	0.2	0.5	0.3	0.02	0.02	11	0.3	0.6	0.3	0.03	0.03	C43
Other skin	123		6.8	4.0	0.16	0.42	144		7.7	4.0	0.19	0.43	C44
Mesothelioma	1	0.0	0.1	0.0	0.00	0.00	1	0.0	0.1	0.0	0.00	0.01	C45
Kaposi sarcoma	1	0.0	0.1	0.1	0.01	0.01	1	0.0	0.1	0.0	0.00	0.00	C46
Connective and soft tissue	28	0.6	1.5	1.2	0.08	0.10	17	0.4	0.9	0.7	0.04	0.07	C47+C49
Breast	7	0.2	0.4	0.2	0.01	0.02	787	18.8	42.1	25.6	2.06	2.80	C50
Vulva							6	0.1	0.3	0.1	0.01	0.01	C51
Vagina							3	0.1	0.2	0.1	0.00	0.01	C52
Cervix uteri							361	8.6	19.3	12.0	0.95	1.28	C53
Corpus uteri							113	2.7	6.0	3.7	0.31	0.45	C54
Uterus unspecified							4	0.1	0.2	0.1	0.01	0.01	C55
Ovary							148	3.5	7.9	5.4	0.39	0.55	C56
Other female genital organs							6	0.1	0.3	0.2	0.02	0.02	C57
Placenta							1	0.0	0.1	0.0	0.00	0.00	C58
Penis	35	0.8	1.9	1.2	0.07	0.15							C60
Prostate	211	4.7	11.6	6.4	0.17	0.82							C61
Testis	16	0.4	0.9	0.8	0.05	0.06							C62
Other male genital organs	1	0.0	0.1	0.0	0.01	0.01							C63
Kidney	52	1.2	2.9	1.9	0.10	0.24	31	0.7	1.7	1.4	0.08	0.15	C64
Renal pelvis	17	0.4	0.9	0.6	0.03	0.07	10	0.2	0.5	0.3	0.01	0.02	C65
Ureter	4	0.1	0.2	0.1	0.02	0.02	2	0.0	0.1	0.0	0.00	0.00	C66
†Bladder	157	3.5	8.6	5.1	0.24	0.60	58	1.4	3.1	1.6	0.08	0.19	C67
Other urinary organs	2	0.0	0.1	0.1	0.00	0.01	1	0.0	0.1	0.0	0.01	0.01	C68
Eye	3	0.1	0.2	0.1	0.00	0.01	2	0.0	0.1	0.0	0.00	0.01	C69
Brain and nervous system	53	1.2	2.9	2.9	0.16	0.23	48	1.1	2.6	2.0	0.13	0.21	C70-72
Thyroid	20	0.4	1.1	0.8	0.05	0.07	92	2.2	4.9	3.5	0.24	0.33	C73
Adrenal gland	4	0.1	0.2	0.2	0.01	0.01	1	0.0	0.1	0.1	0.01	0.01	C74
Other endocrine	1	0.0	0.1	0.0	0.00	0.00	3	0.1	0.2	0.2	0.01	0.01	C75
Hodgkin lymphoma	11	0.2	0.6	0.4	0.02	0.03	5	0.1	0.3	0.3	0.02	0.02	C81
Non-Hodgkin lymphoma	165	3.7	9.1	6.5	0.42	0.66	124	3.0	6.6	4.2	0.24	0.47	C82-86,C96
Immunoproliferative diseases	4	0.1	0.2	0.2	0.00	0.02	1	0.0	0.1	0.0	0.00	0.01	C88
Multiple myeloma	31	0.7	1.7	0.9	0.03	0.09	29	0.7	1.6	0.9	0.07	0.10	C90
Lymphoid leukaemia	18	0.4	1.0	1.4	0.07	0.09	18	0.4	1.0	1.2	0.07	0.07	C91
Myeloid leukaemia	81	1.8	4.4	3.7	0.19	0.33	64	1.5	3.4	2.6	0.15	0.27	C92-94
Leukaemia unspecified	20	0.4	1.1	0.9	0.05	0.07	20	0.5	1.1	0.9	0.06	0.07	C95
Myeloproliferative disorders	2	0.0	0.1	0.1	0.00	0.01	4	0.1	0.2	0.2	0.01	0.02	MPD
Myelodysplastic syndromes	2	0.0	0.1	0.1	0.01	0.01	8	0.2	0.4	0.3	0.02	0.02	MDS
Other and unspecified	277	6.2	15.2	9.3	0.51	1.19	199	4.8	10.6	5.9	0.31	0.66	O&U
All sites	4591		252.0	156.8	8.61	18.32	4330		231.6	139.7	9.07	15.85	C00-96
All sites except C44	4468	100.0	245.2	152.9	8.45	17.90	4186	100.0	223.9	135.7	8.88	15.42	C00-96 exc. C44

† See note following population pyramid

Thailand, Lopburi Province

CONTRIBUTORS

Somphob Sangkittipaiboon
 Surattaya Siri-archakul
 Somsak Khuanchana
 Atit Lelob
 Chitta Chantanasevee
 Supachai Rungrueng
 Sukaya Chinrawong
 Chaniporn Madee
 Supakran Pomkong



NOTES ON THE DATA

*Low MV%. †C67 (bladder cancer) includes neoplasms of uncertain or unknown behaviour together with invasive cancers.

20 major cancers, ASR (World) per 100 000

<i>Male</i>		<i>Female</i>	
Liver	36.0	Breast	35.7
Trachea, bronchus, and lung	25.3	Cervix uteri	19.8
Colon	11.3	Liver	12.7
Prostate	10.3	Colon	9.4
Rectum	8.4	Trachea, bronchus, and lung	9.0
Other and unspecified	7.6	Ovary	8.2
Non-Hodgkin lymphoma	7.5	Rectum	5.8
Oesophagus	5.9	Other and unspecified	5.6
Bladder	5.4	Thyroid	5.5
Stomach	5.1	Corpus uteri	4.9
Non-melanoma skin cancer	5.1	Non-Hodgkin lymphoma	4.6
Tongue	4.1	Non-melanoma skin cancer	4.0
Larynx	3.9	Brain and nervous system	3.4
Mouth	3.6	Stomach	2.5
Hypopharynx	3.2	Myeloid leukaemia	2.3
Brain and nervous system	2.7	Mouth	2.2
Nasopharynx	2.5	Pancreas	2.1
Pancreas	2.5	Uterus unspecified	2.0
Myeloid leukaemia	2.2	Gallbladder etc.	1.8
Tonsil	1.8	Bladder	1.8
All sites	177.3	All sites	162.1

*Thailand, Lopburi Province (2009–2012)

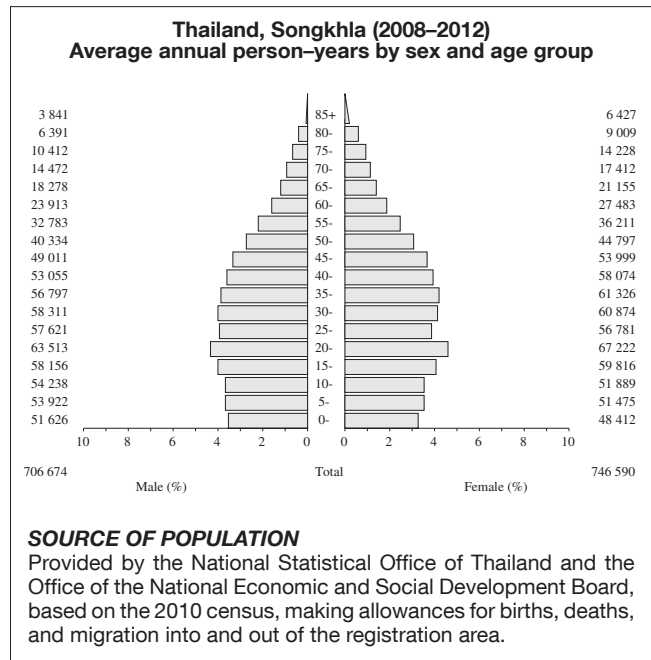
SITE	Male						Female						ICD-10
	No. cases	Freq. (%)	Crude rate (per 100 000)	ASR world	Cum. rates 0-64 (%)	0-74	No. cases	Freq. (%)	Crude rate (per 100 000)	ASR world	Cum. rates 0-64 (%)	0-74	
Lip	7	0.2	0.5	0.3	0.02	0.03	34	1.0	2.2	1.4	0.03	0.07	C00
Tongue	76	2.4	5.0	4.1	0.30	0.49	27	0.8	1.8	1.3	0.09	0.11	C01-02
Mouth	70	2.2	4.6	3.6	0.24	0.38	47	1.4	3.1	2.2	0.09	0.18	C03-06
Salivary glands	13	0.4	0.9	0.8	0.04	0.11	14	0.4	0.9	0.7	0.03	0.07	C07-08
Tonsil	34	1.1	2.2	1.8	0.12	0.23	11	0.3	0.7	0.5	0.03	0.04	C09
Other oropharynx	7	0.2	0.5	0.4	0.03	0.04	3	0.1	0.2	0.1	0.01	0.01	C10
Nasopharynx	46	1.4	3.0	2.5	0.19	0.31	14	0.4	0.9	0.6	0.05	0.06	C11
Hypopharynx	59	1.9	3.9	3.2	0.26	0.39	7	0.2	0.5	0.4	0.04	0.04	C12-13
Pharynx unspecified	5	0.2	0.3	0.3	0.02	0.03	3	0.1	0.2	0.1	0.00	0.01	C14
Oesophagus	112	3.5	7.4	5.9	0.41	0.78	24	0.7	1.6	1.1	0.05	0.15	C15
Stomach	99	3.1	6.5	5.1	0.30	0.55	53	1.6	3.5	2.5	0.13	0.30	C16
Small intestine	12	0.4	0.8	0.6	0.05	0.05	11	0.3	0.7	0.5	0.04	0.07	C17
Colon	212	6.7	14.0	11.3	0.59	1.37	205	6.2	13.5	9.4	0.52	1.16	C18
Rectum	156	4.9	10.3	8.4	0.55	1.01	122	3.7	8.0	5.8	0.36	0.73	C19-20
Anus	9	0.3	0.6	0.4	0.03	0.05	7	0.2	0.5	0.3	0.03	0.04	C21
Liver	671	21.1	44.2	36.0	2.50	4.24	279	8.5	18.4	12.7	0.73	1.53	C22
Gallbladder etc.	33	1.0	2.2	1.7	0.10	0.18	42	1.3	2.8	1.8	0.07	0.23	C23-24
Pancreas	48	1.5	3.2	2.5	0.12	0.30	44	1.3	2.9	2.1	0.14	0.24	C25
Nose, sinuses etc.	19	0.6	1.3	1.2	0.08	0.11	12	0.4	0.8	0.6	0.05	0.05	C30-31
Larynx	74	2.3	4.9	3.9	0.25	0.38	9	0.3	0.6	0.4	0.03	0.04	C32
Trachea, bronchus, and lung	476	14.9	31.3	25.3	1.16	2.97	195	5.9	12.9	9.0	0.56	1.05	C33-34
Other thoracic organs	10	0.3	0.7	0.5	0.04	0.04	9	0.3	0.6	0.4	0.02	0.03	C37-38
Bone	25	0.8	1.6	1.5	0.10	0.13	21	0.6	1.4	1.1	0.07	0.12	C40-41
Melanoma of skin	18	0.6	1.2	1.0	0.05	0.12	13	0.4	0.9	0.7	0.03	0.07	C43
Other skin	92		6.1	5.1	0.27	0.52	88		5.8	4.0	0.19	0.39	C44
Mesothelioma	0	0.0	0.0	0.0	0.00	0.00	1	0.0	0.1	0.1	0.01	0.01	C45
Kaposi sarcoma	3	0.1	0.2	0.2	0.00	0.03	1	0.0	0.1	0.1	0.01	0.01	C46
Connective and soft tissue	24	0.8	1.6	1.4	0.09	0.13	26	0.8	1.7	1.2	0.09	0.10	C47+C49
Breast	22	0.7	1.4	1.2	0.07	0.15	734	22.4	48.4	35.7	2.95	3.78	C50
Vulva							9	0.3	0.6	0.4	0.04	0.04	C51
Vagina							11	0.3	0.7	0.6	0.03	0.04	C52
Cervix uteri							416	12.7	27.4	19.8	1.61	2.06	C53
Corpus uteri							103	3.1	6.8	4.9	0.43	0.55	C54
Uterus unspecified							42	1.3	2.8	2.0	0.17	0.17	C55
Ovary							169	5.2	11.1	8.2	0.60	0.87	C56
Other female genital organs							1	0.0	0.1	0.1	0.01	0.01	C57
Placenta							2	0.1	0.1	0.1	0.01	0.01	C58
Penis	24	0.8	1.6	1.4	0.09	0.13							C60
Prostate	199	6.2	13.1	10.3	0.18	0.96							C61
Testis	7	0.2	0.5	0.4	0.03	0.03							C62
Other male genital organs	7	0.2	0.5	0.4	0.03	0.03							C63
Kidney	29	0.9	1.9	1.6	0.11	0.19	17	0.5	1.1	0.8	0.06	0.08	C64
Renal pelvis	2	0.1	0.1	0.1	0.00	0.02	2	0.1	0.1	0.1	0.00	0.01	C65
Ureter	1	0.0	0.1	0.0	0.00	0.00	1	0.0	0.1	0.0	0.00	0.00	C66
†Bladder	102	3.2	6.7	5.4	0.20	0.54	38	1.2	2.5	1.8	0.08	0.18	C67
Other urinary organs	3	0.1	0.2	0.2	0.02	0.02	1	0.0	0.1	0.1	0.01	0.01	C68
Eye	1	0.0	0.1	0.0	0.00	0.00	8	0.2	0.5	0.7	0.04	0.04	C69
Brain and nervous system	45	1.4	3.0	2.7	0.15	0.27	64	2.0	4.2	3.4	0.24	0.31	C70-72
Thyroid	29	0.9	1.9	1.6	0.13	0.15	107	3.3	7.1	5.5	0.41	0.56	C73
Adrenal gland	3	0.1	0.2	0.2	0.02	0.02	3	0.1	0.2	0.1	0.01	0.01	C74
Other endocrine	3	0.1	0.2	0.2	0.01	0.01	3	0.1	0.2	0.2	0.01	0.01	C75
Hodgkin lymphoma	2	0.1	0.1	0.1	0.01	0.01	3	0.1	0.2	0.2	0.01	0.01	C81
Non-Hodgkin lymphoma	137	4.3	9.0	7.5	0.53	0.85	93	2.8	6.1	4.6	0.30	0.51	C82-86,C96
Immunoproliferative diseases	1	0.0	0.1	0.0	0.00	0.00	1	0.0	0.1	0.0	0.00	0.00	C88
Multiple myeloma	18	0.6	1.2	1.0	0.08	0.14	18	0.5	1.2	0.8	0.05	0.11	C90
Lymphoid leukaemia	19	0.6	1.3	1.6	0.08	0.09	15	0.5	1.0	1.1	0.06	0.08	C91
Myeloid leukaemia	42	1.3	2.8	2.2	0.12	0.22	43	1.3	2.8	2.3	0.16	0.22	C92-94
Leukaemia unspecified	25	0.8	1.6	1.4	0.08	0.15	23	0.7	1.5	1.2	0.05	0.14	C95
Myeloproliferative disorders	8	0.3	0.5	0.6	0.04	0.04	6	0.2	0.4	0.3	0.01	0.02	MPD
Myelodysplastic syndromes	7	0.2	0.5	0.4	0.01	0.04	4	0.1	0.3	0.2	0.01	0.03	MDS
Other and unspecified	131	4.1	8.6	7.6	0.42	0.83	109	3.3	7.2	5.6	0.32	0.57	O&U
All sites	3277		215.7	177.3	10.33	19.86	3368		222.1	162.1	11.16	17.32	C00-96
All sites except C44	3185	100.0	209.6	172.3	10.06	19.34	3280	100.0	216.3	158.2	10.97	16.93	C00-96 exc. C44

†*See note following population pyramid

Thailand, Songkhla

CONTRIBUTORS

Hutch Sripilung
Sarayut Lucien Geater
Paradee Prechavitayakul
Cheamjit Tassanapitak
Surichai Bilheem



20 major cancers, ASR (World) per 100 000

<i>Male</i>		<i>Female</i>	
Trachea, bronchus, and lung	22.6	Breast	24.8
Liver	15.1	Cervix uteri	10.9
Oesophagus	8.8	Trachea, bronchus, and lung	8.6
Prostate	7.6	Thyroid	5.9
Colon	7.6	Ovary	5.6
Other and unspecified	6.4	Colon	4.9
Non-Hodgkin lymphoma	6.3	Corpus uteri	4.3
Rectum	5.8	Liver	4.2
Bladder	5.0	Rectum	4.0
Non-melanoma skin cancer	4.7	Other and unspecified	3.7
Larynx	3.8	Non-Hodgkin lymphoma	3.6
Tongue	3.7	Non-melanoma skin cancer	3.4
Mouth	3.0	Myeloid leukaemia	2.3
Myeloid leukaemia	2.6	Brain and nervous system	1.6
Nasopharynx	2.5	Lymphoid leukaemia	1.3
Brain and nervous system	2.2	Stomach	1.3
Stomach	2.2	Pancreas	1.3
Thyroid	2.0	Multiple myeloma	1.2
Lymphoid leukaemia	2.0	Oesophagus	1.1
Hypopharynx	1.9	Gallbladder etc.	1.1
All sites	133.9	All sites	106.5

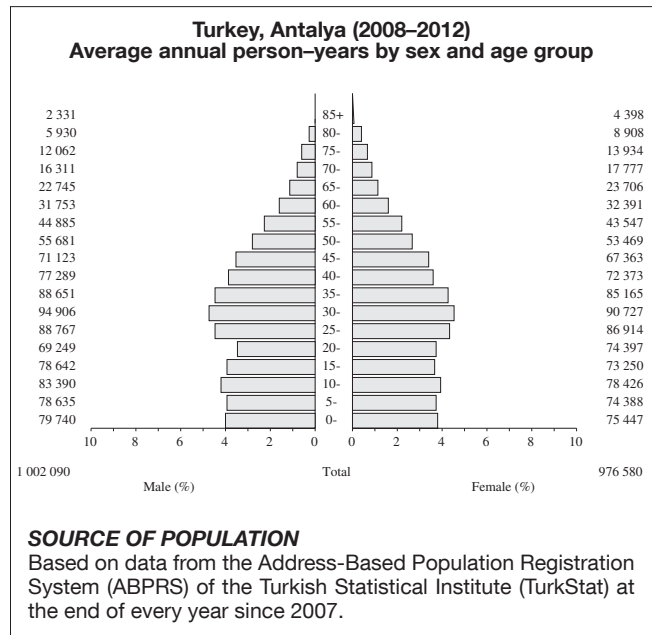
Thailand, Songkhla (2008–2012)

SITE	Male						Female						ICD-10
	No. cases	Freq. (%)	Crude rate (per 100 000)	ASR world	Cum. rates 0-64 (%)	0-74 (%)	No. cases	Freq. (%)	Crude rate (per 100 000)	ASR world	Cum. rates 0-64 (%)	0-74 (%)	
Lip	1	0.0	0.0	0.0	0.00	0.00	7	0.2	0.2	0.1	0.01	0.02	C00
Tongue	142	2.9	4.0	3.7	0.22	0.47	38	0.8	1.0	0.8	0.05	0.09	C01-02
Mouth	117	2.4	3.3	3.0	0.18	0.36	44	0.9	1.2	0.9	0.04	0.08	C03-06
Salivary glands	15	0.3	0.4	0.4	0.02	0.04	17	0.4	0.5	0.4	0.03	0.03	C07-08
Tonsil	58	1.2	1.6	1.5	0.10	0.17	5	0.1	0.1	0.1	0.01	0.02	C09
Other oropharynx	38	0.8	1.1	1.0	0.06	0.10	3	0.1	0.1	0.1	0.00	0.00	C10
Nasopharynx	99	2.0	2.8	2.5	0.19	0.25	35	0.8	0.9	0.8	0.06	0.07	C11
Hypopharynx	72	1.5	2.0	1.9	0.11	0.24	5	0.1	0.1	0.1	0.01	0.01	C12-13
Pharynx unspecified	13	0.3	0.4	0.3	0.02	0.05	1	0.0	0.0	0.0	0.00	0.00	C14
Oesophagus	335	6.8	9.5	8.8	0.55	1.09	54	1.2	1.4	1.1	0.04	0.16	C15
Stomach	85	1.7	2.4	2.2	0.14	0.25	60	1.3	1.6	1.3	0.07	0.17	C16
Small intestine	10	0.2	0.3	0.3	0.02	0.03	8	0.2	0.2	0.2	0.00	0.03	C17
Colon	288	5.8	8.2	7.6	0.38	0.94	235	5.0	6.3	4.9	0.30	0.53	C18
Rectum	223	4.5	6.3	5.8	0.30	0.75	178	3.8	4.8	4.0	0.23	0.55	C19-20
Anus	14	0.3	0.4	0.3	0.01	0.03	12	0.3	0.3	0.2	0.01	0.02	C21
Liver	581	11.7	16.4	15.1	1.03	1.78	201	4.3	5.4	4.2	0.23	0.51	C22
Gallbladder etc.	61	1.2	1.7	1.5	0.08	0.17	51	1.1	1.4	1.1	0.05	0.14	C23-24
Pancreas	72	1.5	2.0	1.8	0.11	0.19	59	1.3	1.6	1.3	0.06	0.18	C25
Nose, sinuses etc.	19	0.4	0.5	0.5	0.03	0.06	12	0.3	0.3	0.2	0.02	0.02	C30-31
Larynx	140	2.8	4.0	3.8	0.21	0.52	9	0.2	0.2	0.2	0.01	0.03	C32
Trachea, bronchus, and lung	873	17.6	24.7	22.6	1.15	2.84	410	8.8	11.0	8.6	0.45	1.02	C33-34
Other thoracic organs	14	0.3	0.4	0.4	0.02	0.03	4	0.1	0.1	0.1	0.01	0.01	C37-38
Bone	20	0.4	0.6	0.6	0.04	0.05	23	0.5	0.6	0.7	0.04	0.06	C40-41
Melanoma of skin	31	0.6	0.9	0.8	0.04	0.11	18	0.4	0.5	0.4	0.02	0.04	C43
Other skin	187		5.3	4.7	0.17	0.53	174		4.7	3.4	0.11	0.37	C44
Mesothelioma	0	0.0	0.0	0.0	0.00	0.00	1	0.0	0.0	0.0	0.00	0.00	C45
Kaposi sarcoma	1	0.0	0.0	0.0	0.00	0.00	0	0.0	0.0	0.0	0.00	0.00	C46
Connective and soft tissue	45	0.9	1.3	1.1	0.09	0.13	42	0.9	1.1	1.0	0.07	0.09	C47+C49
Breast	5	0.1	0.1	0.1	0.01	0.02	1120	24.0	30.0	24.8	2.06	2.66	C50
Vulva							13	0.3	0.3	0.2	0.01	0.02	C51
Vagina							10	0.2	0.3	0.2	0.01	0.01	C52
Cervix uteri							501	10.7	13.4	10.9	0.87	1.17	C53
Corpus uteri							189	4.1	5.1	4.3	0.37	0.51	C54
Uterus unspecified							14	0.3	0.4	0.3	0.03	0.04	C55
Ovary							243	5.2	6.5	5.6	0.44	0.63	C56
Other female genital organs							11	0.2	0.3	0.2	0.02	0.03	C57
Placenta							11	0.2	0.3	0.2	0.02	0.02	C58
Penis	55	1.1	1.6	1.4	0.07	0.14							C60
Prostate	307	6.2	8.7	7.6	0.19	0.84							C61
Testis	18	0.4	0.5	0.5	0.03	0.03							C62
Other male genital organs	2	0.0	0.1	0.1	0.00	0.00							C63
Kidney	56	1.1	1.6	1.5	0.10	0.16	32	0.7	0.9	0.7	0.04	0.09	C64
Renal pelvis	1	0.0	0.0	0.0	0.00	0.00	4	0.1	0.1	0.1	0.00	0.00	C65
Ureter	2	0.0	0.1	0.1	0.00	0.01	3	0.1	0.1	0.1	0.01	0.01	C66
Bladder	201	4.1	5.7	5.0	0.23	0.56	42	0.9	1.1	0.8	0.03	0.07	C67
Other urinary organs	2	0.0	0.1	0.0	0.00	0.00	1	0.0	0.0	0.0	0.00	0.00	C68
Eye	12	0.2	0.3	0.5	0.02	0.03	13	0.3	0.3	0.4	0.02	0.03	C69
Brain and nervous system	82	1.7	2.3	2.2	0.15	0.21	67	1.4	1.8	1.6	0.12	0.14	C70-72
Thyroid	79	1.6	2.2	2.0	0.14	0.23	264	5.7	7.1	5.9	0.42	0.55	C73
Adrenal gland	4	0.1	0.1	0.2	0.01	0.01	3	0.1	0.1	0.1	0.00	0.01	C74
Other endocrine	4	0.1	0.1	0.1	0.01	0.01	0	0.0	0.0	0.0	0.00	0.00	C75
Hodgkin lymphoma	33	0.7	0.9	0.9	0.06	0.07	23	0.5	0.6	0.5	0.04	0.04	C81
Non-Hodgkin lymphoma	244	4.9	6.9	6.3	0.42	0.73	162	3.5	4.3	3.6	0.21	0.43	C82-86,C96
Immunoproliferative diseases	9	0.2	0.3	0.2	0.01	0.03	4	0.1	0.1	0.1	0.01	0.01	C88
Multiple myeloma	44	0.9	1.2	1.1	0.06	0.16	51	1.1	1.4	1.2	0.07	0.17	C90
Lymphoid leukaemia	63	1.3	1.8	2.0	0.11	0.16	41	0.9	1.1	1.3	0.06	0.09	C91
Myeloid leukaemia	100	2.0	2.8	2.6	0.15	0.25	96	2.1	2.6	2.3	0.14	0.24	C92-94
Leukaemia unspecified	23	0.5	0.7	0.6	0.03	0.05	35	0.8	0.9	0.8	0.04	0.08	C95
Myeloproliferative disorders	0	0.0	0.0	0.0	0.00	0.00	0	0.0	0.0	0.0	0.00	0.00	MPD
Myelodysplastic syndromes	1	0.0	0.0	0.0	0.00	0.00	4	0.1	0.1	0.1	0.00	0.00	MDS
Other and unspecified	247	5.0	7.0	6.4	0.35	0.72	172	3.7	4.6	3.7	0.21	0.44	O&U
All sites	5148		145.7	133.9	7.43	15.62	4835		129.5	106.5	7.16	11.74	C00-96
All sites except C44	4961	100.0	140.4	129.2	7.25	15.09	4661	100.0	124.9	103.1	7.05	11.37	C00-96 exc. C44

Turkey, Antalya

CONTRIBUTORS

Tülay Şavlı
Derya Akgül Kanalcı
Songül Çatalbaş
Gülşen Kurt
Nurten Kutlu
Nafiye Aksoy
Gülşen Çelik



NOTES ON THE DATA

†C67 (bladder cancer) includes neoplasms of uncertain or unknown behaviour together with invasive cancers.

20 major cancers, ASR (World) per 100 000

<i>Male</i>		<i>Female</i>	
Trachea, bronchus, and lung	48.1	Breast	39.5
Prostate	40.8	Non-melanoma skin cancer	23.5
Non-melanoma skin cancer	32.9	Thyroid	10.5
Bladder	21.2	Corpus uteri	9.5
Colon	10.9	Trachea, bronchus, and lung	7.2
Stomach	10.3	Ovary	6.6
Rectum	7.9	Colon	6.3
Non-Hodgkin lymphoma	6.9	Stomach	5.7
Pancreas	6.3	Non-Hodgkin lymphoma	5.3
Brain and nervous system	6.1	Cervix uteri	5.1
Larynx	5.4	Brain and nervous system	4.9
Kidney	4.9	Rectum	4.2
Lymphoid leukaemia	4.7	Myelodysplastic syndromes	4.2
Myelodysplastic syndromes	4.4	Pancreas	3.4
Liver	4.3	Bladder	2.9
Other and unspecified	4.2	Other and unspecified	2.8
Multiple myeloma	3.4	Kidney	2.8
Testis	3.3	Lymphoid leukaemia	2.7
Myeloid leukaemia	3.1	Multiple myeloma	2.4
Myeloproliferative disorders	2.6	Myeloid leukaemia	2.4
All sites	257.6	All sites	171.9

Turkey, Antalya (2008–2012)

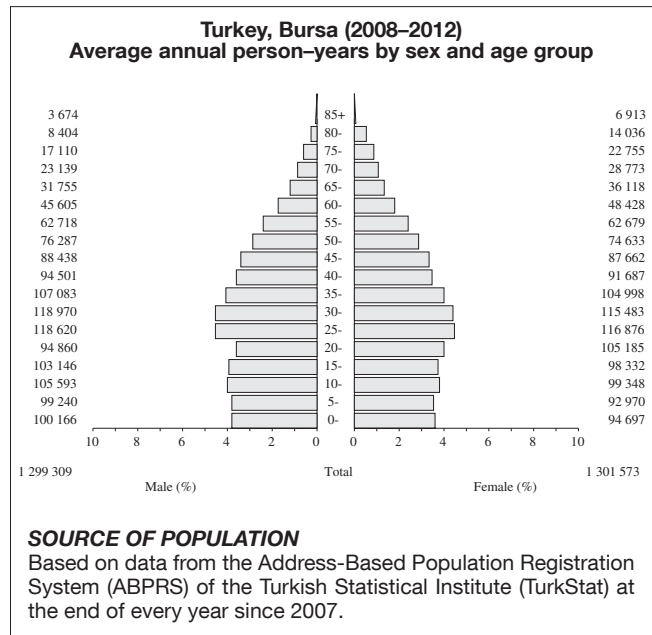
SITE	Male						Female						ICD-10
	No. cases	Freq. (%)	Crude rate (per 100 000)	ASR world	Cum. rates 0-64 (%)	0-74	No. cases	Freq. (%)	Crude rate (per 100 000)	ASR world	Cum. rates 0-64 (%)	0-74	
Lip	124	1.2	2.5	2.4	0.15	0.27	25	0.3	0.5	0.5	0.02	0.06	C00
Tongue	32	0.3	0.6	0.7	0.05	0.09	21	0.3	0.4	0.4	0.02	0.05	C01-02
Mouth	23	0.2	0.5	0.4	0.04	0.05	29	0.4	0.6	0.6	0.03	0.05	C03-06
Salivary glands	42	0.4	0.8	0.9	0.04	0.11	40	0.5	0.8	0.8	0.05	0.08	C07-08
Tonsil	15	0.1	0.3	0.3	0.02	0.04	3	0.0	0.1	0.1	0.01	0.01	C09
Other oropharynx	2	0.0	0.0	0.0	0.00	0.00	0	0.0	0.0	0.0	0.00	0.00	C10
Nasopharynx	76	0.7	1.5	1.5	0.11	0.16	18	0.2	0.4	0.3	0.02	0.03	C11
Hypopharynx	16	0.2	0.3	0.3	0.02	0.04	14	0.2	0.3	0.3	0.01	0.03	C12-13
Pharynx unspecified	4	0.0	0.1	0.1	0.01	0.01	1	0.0	0.0	0.0	0.00	0.00	C14
Oesophagus	69	0.7	1.4	1.4	0.10	0.18	41	0.5	0.8	0.8	0.04	0.08	C15
Stomach	501	4.7	10.0	10.3	0.54	1.20	294	3.8	6.0	5.7	0.31	0.69	C16
Small intestine	33	0.3	0.7	0.6	0.04	0.07	20	0.3	0.4	0.4	0.02	0.04	C17
Colon	520	4.9	10.4	10.9	0.62	1.27	334	4.3	6.8	6.3	0.34	0.72	C18
Rectum	387	3.6	7.7	7.9	0.50	0.89	218	2.8	4.5	4.2	0.26	0.51	C19-20
Anus	13	0.1	0.3	0.2	0.02	0.02	12	0.2	0.2	0.2	0.02	0.02	C21
Liver	199	1.9	4.0	4.3	0.24	0.50	79	1.0	1.6	1.6	0.06	0.18	C22
Gallbladder etc.	88	0.8	1.8	1.9	0.10	0.20	114	1.5	2.3	2.2	0.10	0.26	C23-24
Pancreas	297	2.8	5.9	6.3	0.32	0.79	172	2.2	3.5	3.4	0.17	0.44	C25
Nose, sinuses etc.	23	0.2	0.5	0.5	0.02	0.07	14	0.2	0.3	0.3	0.02	0.03	C30-31
Larynx	254	2.4	5.1	5.4	0.35	0.71	9	0.1	0.2	0.2	0.01	0.01	C32
Trachea, bronchus, and lung	2237	21.1	44.6	48.1	2.82	6.38	364	4.7	7.5	7.2	0.44	0.90	C33-34
Other thoracic organs	30	0.3	0.6	0.6	0.04	0.06	20	0.3	0.4	0.4	0.03	0.03	C37-38
Bone	48	0.5	1.0	1.0	0.06	0.08	43	0.6	0.9	0.9	0.05	0.08	C40-41
Melanoma of skin	103	1.0	2.1	2.1	0.13	0.21	82	1.1	1.7	1.5	0.11	0.15	C43
Other skin	1548		30.9	32.9	1.55	3.79	1236		25.3	23.5	1.13	2.67	C44
Mesothelioma	37	0.3	0.7	0.8	0.06	0.10	21	0.3	0.4	0.4	0.03	0.05	C45
Kaposi sarcoma	41	0.4	0.8	0.8	0.04	0.10	22	0.3	0.5	0.5	0.02	0.05	C46
Connective and soft tissue	98	0.9	2.0	2.0	0.10	0.20	89	1.1	1.8	1.8	0.10	0.16	C47+C49
Breast	24	0.2	0.5	0.5	0.03	0.05	2129	27.5	43.6	39.5	3.09	4.33	C50
Vulva							27	0.3	0.6	0.5	0.01	0.05	C51
Vagina							13	0.2	0.3	0.3	0.02	0.03	C52
Cervix uteri							282	3.6	5.8	5.1	0.42	0.54	C53
Corpus uteri							479	6.2	9.8	9.5	0.74	1.17	C54
Uterus unspecified							14	0.2	0.3	0.2	0.02	0.02	C55
Ovary							348	4.5	7.1	6.6	0.48	0.71	C56
Other female genital organs							21	0.3	0.4	0.4	0.02	0.06	C57
Placenta							4	0.1	0.1	0.1	0.01	0.01	C58
Penis	2	0.0	0.0	0.0	0.00	0.01							C60
Prostate	1825	17.2	36.4	40.8	1.63	5.23							C61
Testis	196	1.8	3.9	3.3	0.24	0.26							C62
Other male genital organs	5	0.0	0.1	0.1	0.01	0.02							C63
Kidney	232	2.2	4.6	4.9	0.32	0.58	139	1.8	2.8	2.8	0.17	0.30	C64
Renal pelvis	17	0.2	0.3	0.3	0.02	0.04	4	0.1	0.1	0.1	0.00	0.01	C65
Ureter	9	0.1	0.2	0.2	0.01	0.02	0	0.0	0.0	0.0	0.00	0.00	C66
†Bladder	1002	9.4	20.0	21.2	1.09	2.71	152	2.0	3.1	2.9	0.15	0.31	C67
Other urinary organs	10	0.1	0.2	0.2	0.01	0.02	4	0.1	0.1	0.1	0.00	0.00	C68
Eye	24	0.2	0.5	0.5	0.02	0.04	21	0.3	0.4	0.5	0.03	0.04	C69
Brain and nervous system	294	2.8	5.9	6.1	0.39	0.68	248	3.2	5.1	4.9	0.32	0.45	C70-72
Thyroid	134	1.3	2.7	2.5	0.18	0.28	576	7.4	11.8	10.5	0.86	1.06	C73
Adrenal gland	22	0.2	0.4	0.5	0.03	0.04	18	0.2	0.4	0.5	0.03	0.03	C74
Other endocrine	7	0.1	0.1	0.1	0.01	0.02	7	0.1	0.1	0.1	0.01	0.01	C75
Hodgkin lymphoma	92	0.9	1.8	1.7	0.13	0.15	51	0.7	1.0	1.0	0.07	0.09	C81
Non-Hodgkin lymphoma	335	3.2	6.7	6.9	0.42	0.76	264	3.4	5.4	5.3	0.31	0.61	C82-86,C96
Immunoproliferative diseases	19	0.2	0.4	0.4	0.02	0.05	15	0.2	0.3	0.3	0.02	0.03	C88
Multiple myeloma	158	1.5	3.2	3.4	0.16	0.44	116	1.5	2.4	2.4	0.13	0.32	C90
Lymphoid leukaemia	199	1.9	4.0	4.7	0.22	0.40	120	1.5	2.5	2.7	0.14	0.23	C91
Myeloid leukaemia	156	1.5	3.1	3.1	0.17	0.32	124	1.6	2.5	2.4	0.16	0.24	C92-94
Leukaemia unspecified	9	0.1	0.2	0.2	0.00	0.02	4	0.1	0.1	0.1	0.00	0.01	C95
Myeloproliferative disorders	133	1.3	2.7	2.6	0.17	0.28	108	1.4	2.2	2.1	0.14	0.23	MPD
Myelodysplastic syndromes	205	1.9	4.1	4.4	0.18	0.52	217	2.8	4.4	4.2	0.21	0.53	MDS
Other and unspecified	194	1.8	3.9	4.2	0.19	0.44	149	1.9	3.1	2.8	0.12	0.32	O&U
All sites	12163		242.8	257.6	13.75	30.99	8989		184.1	171.9	11.13	19.12	C00-96
All sites except C44	10615	100.0	211.9	224.8	12.20	27.20	7753	100.0	158.8	148.4	9.99	16.45	C00-96 exc. C44

† See note following population pyramid

Turkey, Bursa

CONTRIBUTORS

Ozcan Akan
 Ismail Serkan Ursavas
 Ecem Nallar
 Ayşe Akan
 Tülay Köse
 Gülden Karaca
 Yasemin Durgut
 Sevgi Ayik
 Melin Kirbiyik



NOTES ON THE DATA

†C67 (bladder cancer) includes neoplasms of uncertain or unknown behaviour together with invasive cancers.

20 major cancers, ASR (World) per 100 000

<i>Male</i>		<i>Female</i>	
Trachea, bronchus, and lung	70.6	Breast	37.8
Prostate	26.0	Non-melanoma skin cancer	16.0
Non-melanoma skin cancer	25.5	Corpus uteri	9.8
Bladder	21.3	Thyroid	9.6
Stomach	18.6	Colon	8.5
Colon	11.5	Stomach	8.1
Rectum	9.9	Trachea, bronchus, and lung	7.0
Larynx	8.6	Ovary	6.7
Other and unspecified	7.3	Rectum	5.9
Pancreas	6.5	Cervix uteri	4.6
Non-Hodgkin lymphoma	6.1	Other and unspecified	4.5
Kidney	5.7	Non-Hodgkin lymphoma	3.9
Brain and nervous system	5.1	Brain and nervous system	3.7
Liver	3.5	Pancreas	3.7
Testis	3.4	Kidney	2.9
Lymphoid leukaemia	3.1	Bladder	2.4
Myeloid leukaemia	2.7	Lymphoid leukaemia	2.2
Thyroid	2.3	Myeloid leukaemia	2.0
Oesophagus	2.0	Gallbladder etc.	2.0
Multiple myeloma	1.9	Multiple myeloma	1.5
All sites	264.6	All sites	159.9

Turkey, Bursa (2008–2012)

SITE	Male						Female						ICD-10
	§No. cases	Freq. (%)	Crude rate (per 100 000)	ASR world	Cum. rates 0-64 (%)	0-74	§No. cases	Freq. (%)	Crude rate (per 100 000)	ASR world	Cum. rates 0-64 (%)	0-74	
Lip	119	0.8	1.8	1.8	0.10	0.23	31	0.3	0.5	0.4	0.01	0.05	C00
Tongue	50	0.3	0.8	0.7	0.05	0.08	42	0.4	0.6	0.6	0.04	0.06	C01-02
Mouth	47	0.3	0.7	0.7	0.04	0.08	24	0.2	0.4	0.3	0.02	0.03	C03-06
Salivary glands	35	0.2	0.5	0.5	0.03	0.06	24	0.2	0.4	0.3	0.02	0.03	C07-08
Tonsil	12	0.1	0.2	0.2	0.01	0.02	6	0.1	0.1	0.1	0.00	0.01	C09
Other oropharynx	7	0.0	0.1	0.1	0.01	0.02	0	0.0	0.0	0.0	0.00	0.00	C10
Nasopharynx	85	0.5	1.3	1.2	0.09	0.14	34	0.3	0.5	0.5	0.04	0.04	C11
Hypopharynx	27	0.2	0.4	0.4	0.03	0.05	16	0.1	0.2	0.2	0.02	0.02	C12-13
Pharynx unspecified	8	0.1	0.1	0.1	0.01	0.01	1	0.0	0.0	0.0	0.00	0.00	C14
Oesophagus	133	0.8	2.0	2.0	0.10	0.24	103	1.0	1.6	1.3	0.08	0.13	C15
Stomach	1228	7.8	18.9	18.6	0.96	2.27	633	5.9	9.7	8.1	0.44	0.97	C16
Small intestine	47	0.3	0.7	0.7	0.05	0.09	29	0.3	0.4	0.4	0.02	0.05	C17
Colon	763	4.9	11.7	11.5	0.62	1.44	643	6.0	9.9	8.5	0.48	1.04	C18
Rectum	657	4.2	10.1	9.9	0.60	1.28	441	4.1	6.8	5.9	0.37	0.69	C19-20
Anus	16	0.1	0.2	0.2	0.01	0.03	16	0.1	0.2	0.2	0.01	0.03	C21
Liver	225	1.4	3.5	3.5	0.19	0.41	94	0.9	1.4	1.2	0.05	0.14	C22
Gallbladder etc.	114	0.7	1.8	1.7	0.08	0.20	151	1.4	2.3	2.0	0.10	0.24	C23-24
Pancreas	421	2.7	6.5	6.5	0.33	0.80	285	2.6	4.4	3.7	0.20	0.45	C25
Nose, sinuses etc.	38	0.2	0.6	0.6	0.04	0.07	15	0.1	0.2	0.2	0.01	0.02	C30-31
Larynx	575	3.7	8.9	8.6	0.61	1.07	31	0.3	0.5	0.4	0.03	0.04	C32
Trachea, bronchus, and lung	4625	29.5	71.2	70.6	4.38	9.19	545	5.1	8.4	7.0	0.41	0.86	C33-34
Other thoracic organs	32	0.2	0.5	0.5	0.03	0.05	20	0.2	0.3	0.3	0.02	0.03	C37-38
Bone	69	0.4	1.1	1.1	0.07	0.10	54	0.5	0.8	0.8	0.05	0.07	C40-41
Melanoma of skin	118	0.8	1.8	1.7	0.10	0.19	100	0.9	1.5	1.3	0.07	0.14	C43
Other skin	1667		25.7	25.5	1.12	2.96	1230		18.9	16.0	0.79	1.91	C44
Mesothelioma	68	0.4	1.0	1.0	0.06	0.12	57	0.5	0.9	0.7	0.05	0.08	C45
Kaposi sarcoma	33	0.2	0.5	0.6	0.01	0.06	10	0.1	0.2	0.1	0.00	0.01	C46
Connective and soft tissue	120	0.8	1.8	1.8	0.12	0.18	103	1.0	1.6	1.5	0.09	0.13	C47+C49
Breast	49	0.3	0.8	0.7	0.04	0.09	2857	26.5	43.9	37.8	2.97	4.13	C50
Vulva							37	0.3	0.6	0.5	0.03	0.06	C51
Vagina							14	0.1	0.2	0.2	0.01	0.02	C52
Cervix uteri							340	3.2	5.2	4.6	0.36	0.52	C53
Corpus uteri							712	6.6	10.9	9.8	0.80	1.19	C54
Uterus unspecified							20	0.2	0.3	0.2	0.01	0.01	C55
Ovary							501	4.7	7.7	6.7	0.46	0.78	C56
Other female genital organs							22	0.2	0.3	0.3	0.02	0.03	C57
Placenta							1	0.0	0.0	0.0	0.00	0.00	C58
Penis	3	0.0	0.0	0.0	0.00	0.00							C60
Prostate	1631	10.4	25.1	26.0	0.83	3.28							C61
Testis	259	1.7	4.0	3.4	0.25	0.26							C62
Other male genital organs	4	0.0	0.1	0.1	0.00	0.00							C63
Kidney	371	2.4	5.7	5.7	0.36	0.70	207	1.9	3.2	2.9	0.19	0.34	C64
Renal pelvis	10	0.1	0.2	0.1	0.01	0.01	5	0.0	0.1	0.1	0.00	0.01	C65
Ureter	7	0.0	0.1	0.1	0.00	0.02	6	0.1	0.1	0.1	0.01	0.01	C66
†Bladder	1388	8.9	21.4	21.3	1.09	2.76	185	1.7	2.8	2.4	0.11	0.29	C67
Other urinary organs	7	0.0	0.1	0.1	0.01	0.01	6	0.1	0.1	0.1	0.00	0.01	C68
Eye	20	0.1	0.3	0.3	0.02	0.03	13	0.1	0.2	0.2	0.02	0.02	C69
Brain and nervous system	338	2.2	5.2	5.1	0.36	0.56	260	2.4	4.0	3.7	0.23	0.41	C70-72
Thyroid	168	1.1	2.6	2.3	0.17	0.24	728	6.8	11.2	9.6	0.77	0.94	C73
Adrenal gland	35	0.2	0.5	0.7	0.04	0.05	22	0.2	0.3	0.5	0.02	0.03	C74
Other endocrine	5	0.0	0.1	0.1	0.01	0.01	7	0.1	0.1	0.1	0.01	0.01	C75
Hodgkin lymphoma	119	0.8	1.8	1.8	0.12	0.16	78	0.7	1.2	1.1	0.08	0.10	C81
Non-Hodgkin lymphoma	404	2.6	6.2	6.1	0.38	0.64	288	2.7	4.4	3.9	0.22	0.41	C82-86,C96
Immunoproliferative diseases	12	0.1	0.2	0.2	0.02	0.02	13	0.1	0.2	0.2	0.02	0.02	C88
Multiple myeloma	128	0.8	2.0	1.9	0.10	0.25	108	1.0	1.7	1.5	0.10	0.20	C90
Lymphoid leukaemia	177	1.1	2.7	3.1	0.16	0.26	129	1.2	2.0	2.2	0.12	0.16	C91
Myeloid leukaemia	184	1.2	2.8	2.7	0.17	0.28	137	1.3	2.1	2.0	0.12	0.21	C92-94
Leukaemia unspecified	20	0.1	0.3	0.4	0.01	0.02	16	0.1	0.2	0.2	0.01	0.02	C95
Myeloproliferative disorders	89	0.6	1.4	1.3	0.09	0.15	105	1.0	1.6	1.4	0.08	0.16	MPD
Myelodysplastic syndromes	93	0.6	1.4	1.4	0.06	0.15	92	0.9	1.4	1.2	0.06	0.15	MDS
Other and unspecified	484	3.1	7.5	7.3	0.36	0.86	344	3.2	5.3	4.5	0.21	0.51	O&U
All sites	17344		267.0	264.6	14.51	32.28	11991		184.3	159.9	10.45	18.02	C00-96
All sites except C44	15677	100.0	241.3	239.0	13.39	29.32	10761	100.0	165.4	143.9	9.66	16.11	C00-96 exc. C44

§Includes 2 cases of unknown age

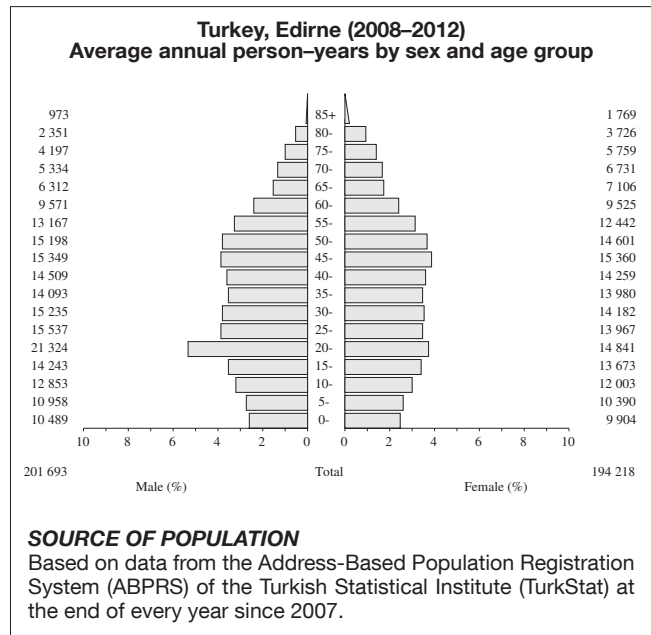
§Includes 2 cases of unknown age

† See note following population pyramid

Turkey, Edirne

CONTRIBUTORS

Bahattin Iltar
Tulin Gurbuz
Ümit Akin
Ayşe Beller
Tijen Oztürk Taşkin
Filiz Güler
Remziye Akin
Zulfiye Yazici
Gülbiye Ozgür
Yelda Karabaş



NOTES ON THE DATA

†C67 (bladder cancer) includes neoplasms of uncertain or unknown behaviour together with invasive cancers.

20 major cancers, ASR (World) per 100 000

Male		Female	
Trachea, bronchus, and lung	81.1	Breast	34.1
Non-melanoma skin cancer	40.4	Non-melanoma skin cancer	25.8
Prostate	25.0	Thyroid	11.4
Bladder	17.9	Corpus uteri	9.1
Stomach	14.9	Colon	8.6
Colon	13.2	Trachea, bronchus, and lung	8.3
Larynx	12.8	Stomach	7.4
Other and unspecified	9.3	Ovary	5.9
Rectum	7.4	Rectum	4.7
Liver	6.6	Other and unspecified	4.3
Non-Hodgkin lymphoma	6.1	Non-Hodgkin lymphoma	4.1
Pancreas	5.5	Pancreas	3.9
Brain and nervous system	4.7	Brain and nervous system	3.6
Kidney	4.5	Cervix uteri	3.6
Testis	3.5	Kidney	3.5
Myeloid leukaemia	3.4	Bladder	3.1
Lymphoid leukaemia	3.3	Lymphoid leukaemia	2.9
Thyroid	2.6	Myeloid leukaemia	2.6
Multiple myeloma	2.3	Uterus unspecified	1.9
Oesophagus	2.1	Liver	1.9
All sites	286.6	All sites	164.9

Turkey, Edirne (2008–2012)

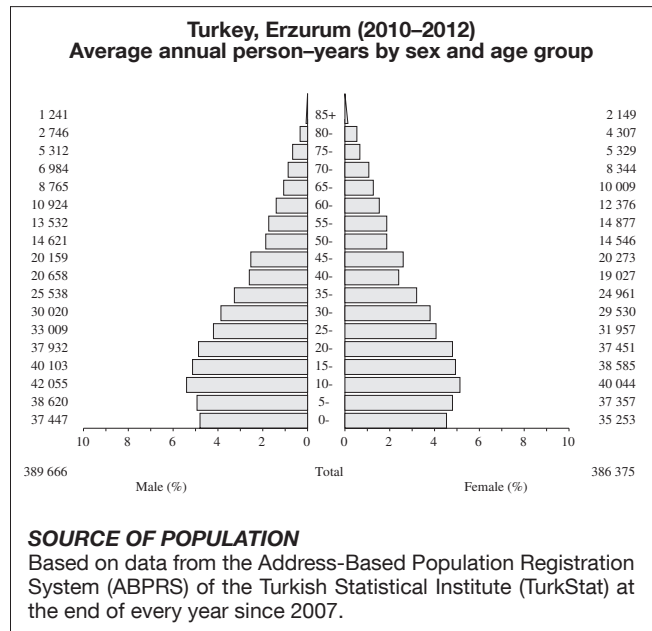
SITE	Male						Female						ICD-10
	No. cases	Freq. (%)	Crude rate (per 100 000)	ASR world	Cum. rates 0-64 (%)	0-74	No. cases	Freq. (%)	Crude rate (per 100 000)	ASR world	Cum. rates 0-64 (%)	0-74	
Lip	11	0.3	1.1	0.8	0.05	0.10	3	0.2	0.3	0.2	0.01	0.01	C00
Tongue	12	0.4	1.2	0.9	0.06	0.11	4	0.2	0.4	0.3	0.04	0.04	C01-02
Mouth	14	0.4	1.4	1.1	0.07	0.15	7	0.4	0.7	0.4	0.03	0.04	C03-06
Salivary glands	8	0.2	0.8	0.6	0.04	0.05	2	0.1	0.2	0.1	0.01	0.01	C07-08
Tonsil	4	0.1	0.4	0.3	0.02	0.04	0	0.0	0.0	0.0	0.00	0.00	C09
Other oropharynx	2	0.1	0.2	0.2	0.01	0.02	0	0.0	0.0	0.0	0.00	0.00	C10
Nasopharynx	12	0.4	1.2	0.9	0.05	0.12	7	0.4	0.7	0.5	0.04	0.04	C11
Hypopharynx	2	0.1	0.2	0.1	0.01	0.01	0	0.0	0.0	0.0	0.00	0.00	C12-13
Pharynx unspecified	1	0.0	0.1	0.1	0.01	0.01	0	0.0	0.0	0.0	0.00	0.00	C14
Oesophagus	27	0.8	2.7	2.1	0.09	0.26	9	0.5	0.9	0.5	0.03	0.05	C15
Stomach	213	6.3	21.1	14.9	0.78	1.91	121	6.1	12.5	7.4	0.37	0.85	C16
Small intestine	6	0.2	0.6	0.4	0.02	0.05	5	0.3	0.5	0.3	0.02	0.02	C17
Colon	185	5.5	18.3	13.2	0.75	1.61	138	7.0	14.2	8.6	0.49	1.10	C18
Rectum	101	3.0	10.0	7.4	0.50	0.95	74	3.7	7.6	4.7	0.33	0.50	C19-20
Anus	4	0.1	0.4	0.3	0.03	0.05	2	0.1	0.2	0.1	0.00	0.01	C21
Liver	87	2.6	8.6	6.6	0.43	0.82	30	1.5	3.1	1.9	0.06	0.25	C22
Gallbladder etc.	15	0.4	1.5	1.1	0.05	0.17	13	0.7	1.3	0.9	0.06	0.11	C23-24
Pancreas	80	2.4	7.9	5.5	0.29	0.60	67	3.4	6.9	3.9	0.19	0.44	C25
Nose, sinuses etc.	4	0.1	0.4	0.4	0.02	0.04	3	0.2	0.3	0.2	0.01	0.01	C30-31
Larynx	180	5.4	17.8	12.8	1.02	1.59	3	0.2	0.3	0.2	0.01	0.02	C32
Trachea, bronchus, and lung	1122	33.4	111.3	81.1	5.55	10.47	124	6.3	12.8	8.3	0.54	1.02	C33-34
Other thoracic organs	5	0.1	0.5	0.5	0.03	0.05	1	0.1	0.1	0.1	0.00	0.01	C37-38
Bone	12	0.4	1.2	1.1	0.09	0.11	6	0.3	0.6	0.5	0.03	0.03	C40-41
Melanoma of skin	22	0.7	2.2	1.6	0.10	0.19	24	1.2	2.5	1.6	0.10	0.17	C43
Other skin	582		57.7	40.4	1.89	4.62	441		45.4	25.8	1.11	3.04	C44
Mesothelioma	5	0.1	0.5	0.4	0.02	0.02	2	0.1	0.2	0.1	0.01	0.02	C45
Kaposi sarcoma	5	0.1	0.5	0.4	0.03	0.06	5	0.3	0.5	0.3	0.00	0.03	C46
Connective and soft tissue	22	0.7	2.2	1.8	0.13	0.18	21	1.1	2.2	1.5	0.10	0.16	C47+C49
Breast	9	0.3	0.9	0.7	0.03	0.11	466	23.5	48.0	34.1	2.74	3.66	C50
Vulva							5	0.3	0.5	0.2	0.00	0.00	C51
Vagina							2	0.1	0.2	0.1	0.00	0.01	C52
Cervix uteri							48	2.4	4.9	3.6	0.29	0.36	C53
Corpus uteri							124	6.3	12.8	9.1	0.81	1.06	C54
Uterus unspecified							29	1.5	3.0	1.9	0.11	0.26	C55
Ovary							79	4.0	8.1	5.9	0.41	0.63	C56
Other female genital organs							1	0.1	0.1	0.1	0.01	0.01	C57
Placenta							0	0.0	0.0	0.0	0.00	0.00	C58
Penis	0	0.0	0.0	0.0	0.00	0.00							C60
Prostate	354	10.5	35.1	25.0	0.86	3.06							C61
Testis	38	1.1	3.8	3.5	0.24	0.24							C62
Other male genital organs	0	0.0	0.0	0.0	0.00	0.00							C63
Kidney	60	1.8	5.9	4.5	0.33	0.54	42	2.1	4.3	3.5	0.21	0.35	C64
Renal pelvis	4	0.1	0.4	0.3	0.02	0.04	2	0.1	0.2	0.1	0.02	0.02	C65
Ureter	0	0.0	0.0	0.0	0.00	0.00	0	0.0	0.0	0.0	0.00	0.00	C66
†Bladder	250	7.4	24.8	17.9	0.93	2.35	44	2.2	4.5	3.1	0.16	0.36	C67
Other urinary organs	3	0.1	0.3	0.2	0.02	0.03	1	0.1	0.1	0.0	0.00	0.00	C68
Eye	5	0.1	0.5	0.4	0.02	0.04	1	0.1	0.1	0.1	0.00	0.01	C69
Brain and nervous system	61	1.8	6.0	4.7	0.29	0.48	44	2.2	4.5	3.6	0.25	0.37	C70-72
Thyroid	31	0.9	3.1	2.6	0.18	0.27	146	7.4	15.0	11.4	1.00	1.09	C73
Adrenal gland	2	0.1	0.2	0.2	0.02	0.02	3	0.2	0.3	0.5	0.03	0.03	C74
Other endocrine	2	0.1	0.2	0.2	0.00	0.02	4	0.2	0.4	0.3	0.02	0.04	C75
Hodgkin lymphoma	22	0.7	2.2	2.0	0.15	0.15	10	0.5	1.0	1.0	0.06	0.06	C81
Non-Hodgkin lymphoma	78	2.3	7.7	6.1	0.36	0.60	59	3.0	6.1	4.1	0.25	0.52	C82-86,C96
Immunoproliferative diseases	2	0.1	0.2	0.1	0.00	0.02	3	0.2	0.3	0.2	0.02	0.03	C88
Multiple myeloma	32	1.0	3.2	2.3	0.15	0.31	24	1.2	2.5	1.4	0.08	0.14	C90
Lymphoid leukaemia	35	1.0	3.5	3.3	0.17	0.24	26	1.3	2.7	2.9	0.17	0.20	C91
Myeloid leukaemia	44	1.3	4.4	3.4	0.21	0.33	31	1.6	3.2	2.6	0.19	0.23	C92-94
Leukaemia unspecified	4	0.1	0.4	0.2	0.01	0.03	2	0.1	0.2	0.1	0.01	0.01	C95
Myeloproliferative disorders	20	0.6	2.0	1.5	0.11	0.22	21	1.1	2.2	1.4	0.11	0.14	MPD
Myelodysplastic syndromes	14	0.4	1.4	1.0	0.02	0.15	17	0.9	1.8	1.2	0.09	0.16	MDS
Other and unspecified	131	3.9	13.0	9.3	0.53	1.12	74	3.7	7.6	4.3	0.21	0.46	O&U
All sites	3944		391.1	286.6	16.80	34.73	2420		249.2	164.9	10.83	18.18	C00-96
All sites except C44	3362	100.0	333.4	246.1	14.91	30.11	1979	100.0	203.8	139.1	9.72	15.14	C00-96 exc. C44

† See note following population pyramid

Turkey, Erzurum

CONTRIBUTORS

Engin Kurt
Duygu Turhan
Uğur Merih
Tayyar Çelik
Turan Özbek
Murat Akçay
Sibel Yılmaz



NOTES ON THE DATA

†C67 (bladder cancer) includes neoplasms of uncertain or unknown behaviour together with invasive cancers.

20 major cancers, ASR (World) per 100 000

<i>Male</i>		<i>Female</i>	
Trachea, bronchus, and lung	51.8	Breast	30.3
Stomach	39.4	Thyroid	28.2
Prostate	31.3	Stomach	19.5
Non-melanoma skin cancer	27.0	Non-melanoma skin cancer	12.8
Bladder	22.4	Oesophagus	11.9
Oesophagus	13.2	Trachea, bronchus, and lung	8.1
Larynx	9.1	Colon	7.1
Colon	8.0	Corpus uteri	6.5
Non-Hodgkin lymphoma	7.3	Ovary	6.1
Brain and nervous system	7.0	Brain and nervous system	5.6
Thyroid	6.1	Non-Hodgkin lymphoma	5.1
Kidney	5.8	Lymphoid leukaemia	4.6
Lymphoid leukaemia	5.8	Myeloid leukaemia	3.5
Pancreas	4.5	Cervix uteri	3.4
Liver	4.2	Rectum	3.0
Rectum	3.8	Pancreas	2.9
Myeloproliferative disorders	3.4	Kidney	2.8
Multiple myeloma	3.4	Liver	2.5
Other and unspecified	3.3	Bladder	2.4
Myeloid leukaemia	3.2	Other and unspecified	2.2
All sites	287.2	All sites	187.2

Turkey, Erzurum (2010–2012)

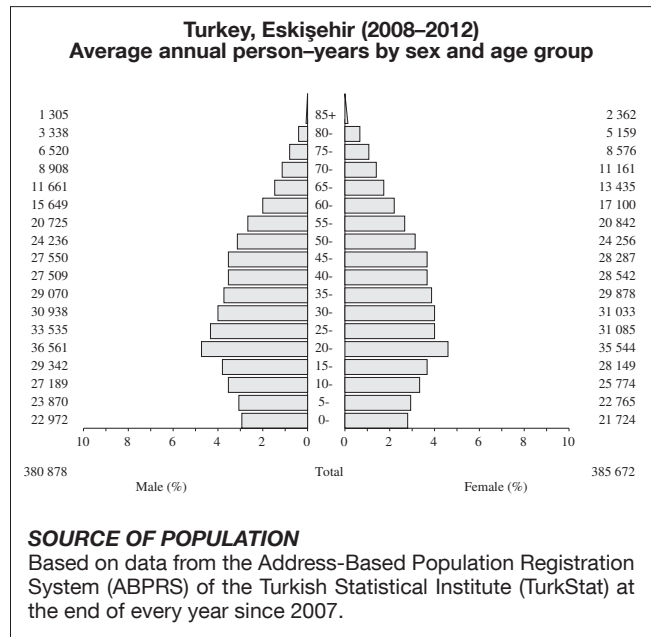
SITE	Male						Female						ICD-10
	No. cases	Freq. (%)	Crude rate (per 100 000)	ASR world	Cum. rates 0-64 (%)	0-74 (%)	No. cases	Freq. (%)	Crude rate (per 100 000)	ASR world	Cum. rates 0-64 (%)	0-74 (%)	
Lip	24	0.9	2.1	2.3	0.11	0.24	1	0.1	0.1	0.1	0.00	0.02	C00
Tongue	4	0.1	0.3	0.3	0.02	0.02	6	0.3	0.5	0.6	0.05	0.07	C01-02
Mouth	6	0.2	0.5	0.5	0.04	0.06	4	0.2	0.3	0.3	0.02	0.02	C03-06
Salivary glands	8	0.3	0.7	0.7	0.04	0.11	6	0.3	0.5	0.5	0.04	0.06	C07-08
Tonsil	1	0.0	0.1	0.1	0.01	0.01	0	0.0	0.0	0.0	0.00	0.00	C09
Other oropharynx	0	0.0	0.0	0.0	0.00	0.00	0	0.0	0.0	0.0	0.00	0.00	C10
Nasopharynx	20	0.7	1.7	1.8	0.14	0.18	5	0.3	0.4	0.4	0.04	0.04	C11
Hypopharynx	5	0.2	0.4	0.5	0.04	0.07	3	0.2	0.3	0.3	0.03	0.03	C12-13
Pharynx unspecified	1	0.0	0.1	0.1	0.00	0.00	0	0.0	0.0	0.0	0.00	0.00	C14
Oesophagus	137	5.1	11.7	13.2	0.52	1.66	136	7.0	11.7	11.9	0.72	1.43	C15
Stomach	406	15.1	34.7	39.4	1.99	5.01	222	11.4	19.2	19.5	1.12	2.47	C16
Small intestine	11	0.4	0.9	1.1	0.05	0.16	12	0.6	1.0	1.0	0.04	0.13	C17
Colon	82	3.1	7.0	8.0	0.54	0.85	81	4.2	7.0	7.1	0.41	0.94	C18
Rectum	42	1.6	3.6	3.8	0.21	0.47	34	1.8	2.9	3.0	0.15	0.34	C19-20
Anus	1	0.0	0.1	0.1	0.00	0.00	4	0.2	0.3	0.3	0.02	0.02	C21
Liver	45	1.7	3.8	4.2	0.27	0.42	27	1.4	2.3	2.5	0.13	0.37	C22
Gallbladder etc.	19	0.7	1.6	1.9	0.07	0.26	21	1.1	1.8	1.8	0.09	0.26	C23-24
Pancreas	44	1.6	3.8	4.5	0.30	0.65	32	1.6	2.8	2.9	0.20	0.29	C25
Nose, sinuses etc.	4	0.1	0.3	0.4	0.00	0.08	3	0.2	0.3	0.3	0.02	0.02	C30-31
Larynx	92	3.4	7.9	9.1	0.58	1.25	5	0.3	0.4	0.4	0.02	0.04	C32
Trachea, bronchus, and lung	520	19.3	44.5	51.8	3.16	6.55	93	4.8	8.0	8.1	0.48	0.92	C33-34
Other thoracic organs	15	0.6	1.3	1.4	0.10	0.19	8	0.4	0.7	0.7	0.05	0.05	C37-38
Bone	24	0.9	2.1	2.1	0.14	0.20	14	0.7	1.2	1.2	0.08	0.12	C40-41
Melanoma of skin	10	0.4	0.9	1.0	0.06	0.08	15	0.8	1.3	1.3	0.09	0.17	C43
Other skin	271		23.2	27.0	1.48	3.10	153		13.2	12.8	0.65	1.53	C44
Mesothelioma	12	0.4	1.0	1.2	0.07	0.15	3	0.2	0.3	0.2	0.02	0.02	C45
Kaposi sarcoma	9	0.3	0.8	0.9	0.02	0.10	6	0.3	0.5	0.4	0.00	0.03	C46
Connective and soft tissue	24	0.9	2.1	2.3	0.15	0.26	20	1.0	1.7	1.7	0.10	0.14	C47+C49
Breast	4	0.1	0.3	0.4	0.03	0.07	324	16.7	28.0	30.3	2.38	3.20	C50
Vulva							5	0.3	0.4	0.5	0.04	0.05	C51
Vagina							1	0.1	0.1	0.1	0.01	0.01	C52
Cervix uteri							35	1.8	3.0	3.4	0.30	0.37	C53
Corpus uteri							66	3.4	5.7	6.5	0.60	0.76	C54
Uterus unspecified							8	0.4	0.7	0.8	0.06	0.08	C55
Ovary							68	3.5	5.9	6.1	0.46	0.70	C56
Other female genital organs							0	0.0	0.0	0.0	0.00	0.00	C57
Placenta							0	0.0	0.0	0.0	0.00	0.00	C58
Penis	0	0.0	0.0	0.0	0.00	0.00							C60
Prostate	327	12.2	28.0	31.3	1.14	3.88							C61
Testis	35	1.3	3.0	2.9	0.20	0.22							C62
Other male genital organs	0	0.0	0.0	0.0	0.00	0.00							C63
Kidney	59	2.2	5.0	5.8	0.41	0.60	31	1.6	2.7	2.8	0.20	0.27	C64
Renal pelvis	0	0.0	0.0	0.0	0.00	0.00	0	0.0	0.0	0.0	0.00	0.00	C65
Ureter	0	0.0	0.0	0.0	0.00	0.00	0	0.0	0.0	0.0	0.00	0.00	C66
†Bladder	230	8.6	19.7	22.4	1.33	2.78	27	1.4	2.3	2.4	0.07	0.32	C67
Other urinary organs	1	0.0	0.1	0.1	0.00	0.02	0	0.0	0.0	0.0	0.00	0.00	C68
Eye	7	0.3	0.6	0.8	0.03	0.09	7	0.4	0.6	0.6	0.02	0.06	C69
Brain and nervous system	73	2.7	6.2	7.0	0.53	0.70	62	3.2	5.3	5.6	0.42	0.53	C70-72
Thyroid	65	2.4	5.6	6.1	0.51	0.69	309	15.9	26.7	28.2	2.44	2.76	C73
Adrenal gland	6	0.2	0.5	0.6	0.03	0.08	2	0.1	0.2	0.2	0.02	0.02	C74
Other endocrine	0	0.0	0.0	0.0	0.00	0.00	3	0.2	0.3	0.2	0.02	0.02	C75
Hodgkin lymphoma	30	1.1	2.6	2.7	0.20	0.26	14	0.7	1.2	1.2	0.08	0.12	C81
Non-Hodgkin lymphoma	77	2.9	6.6	7.3	0.47	0.70	59	3.0	5.1	5.1	0.35	0.56	C82-86,C96
Immunoproliferative diseases	1	0.0	0.1	0.1	0.00	0.00	1	0.1	0.1	0.1	0.00	0.02	C88
Multiple myeloma	34	1.3	2.9	3.4	0.11	0.51	17	0.9	1.5	1.5	0.10	0.22	C90
Lymphoid leukaemia	62	2.3	5.3	5.8	0.30	0.56	51	2.6	4.4	4.6	0.24	0.43	C91
Myeloid leukaemia	34	1.3	2.9	3.2	0.16	0.34	41	2.1	3.5	3.5	0.23	0.34	C92-94
Leukaemia unspecified	0	0.0	0.0	0.0	0.00	0.00	0	0.0	0.0	0.0	0.00	0.00	C95
Myeloproliferative disorders	33	1.2	2.8	3.4	0.22	0.43	16	0.8	1.4	1.4	0.10	0.14	MPD
Myelodysplastic syndromes	9	0.3	0.8	0.7	0.01	0.08	6	0.3	0.5	0.5	0.02	0.07	MDS
Other and unspecified	35	1.3	3.0	3.3	0.15	0.44	27	1.4	2.3	2.2	0.13	0.20	O&U
All sites	2959		253.1	287.2	15.92	34.56	2094		180.7	187.2	12.88	20.81	C00-96
All sites except C44	2688	100.0	229.9	260.3	14.45	31.46	1941	100.0	167.5	174.4	12.24	19.27	C00-96 exc. C44

† See note following population pyramid

Turkey, Eskişehir

CONTRIBUTORS

Kadir Demirel
Yavuz Selim Kucuk
Aslı Melek Zeytin
Sibel Erdinc
Yakup Halat
Hurriyet Uysal
Gulcan Menkis
Sibel Basgul
Emel Duran
Nilufer Karagoz



NOTES ON THE DATA

†C67 (bladder cancer) includes neoplasms of uncertain or unknown behaviour together with invasive cancers.

20 major cancers, ASR (World) per 100 000

<i>Male</i>		<i>Female</i>	
Trachea, bronchus, and lung	68.1	Breast	44.8
Prostate	33.2	Thyroid	26.1
Non-melanoma skin cancer	33.1	Non-melanoma skin cancer	19.4
Bladder	25.6	Corpus uteri	11.4
Stomach	15.1	Colon	10.2
Colon	14.2	Ovary	8.0
Rectum	10.5	Trachea, bronchus, and lung	7.8
Larynx	8.3	Stomach	6.9
Non-Hodgkin lymphoma	8.1	Non-Hodgkin lymphoma	5.8
Pancreas	6.7	Brain and nervous system	5.3
Kidney	6.2	Rectum	4.6
Brain and nervous system	6.0	Kidney	3.8
Other and unspecified	5.8	Other and unspecified	3.4
Thyroid	5.2	Lymphoid leukaemia	3.4
Lymphoid leukaemia	4.9	Cervix uteri	3.4
Liver	3.9	Pancreas	3.4
Myeloid leukaemia	3.7	Myeloid leukaemia	3.2
Testis	3.3	Mesothelioma	2.9
Mesothelioma	3.2	Multiple myeloma	2.8
Multiple myeloma	3.2	Bladder	2.7
All sites	292.1	All sites	199.3

Turkey, Eskişehir (2008–2012)

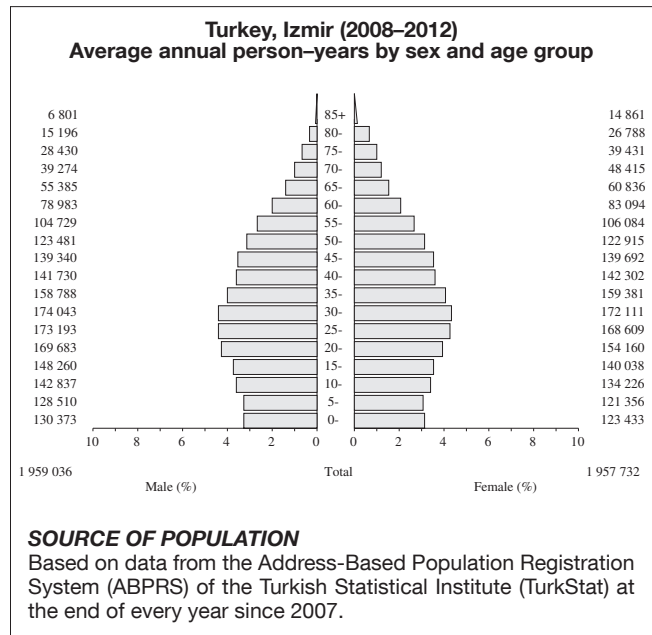
SITE	Male						Female						ICD-10
	No. cases	Freq. (%)	Crude rate (per 100 000)	ASR world	Cum. rates 0-64 (%)	0-74	No. cases	Freq. (%)	Crude rate (per 100 000)	ASR world	Cum. rates 0-64 (%)	0-74	
Lip	3	0.1	0.2	0.1	0.01	0.01	1	0.0	0.1	0.0	0.00	0.00	C00
Tongue	15	0.3	0.8	0.6	0.05	0.06	14	0.3	0.7	0.5	0.02	0.05	C01-02
Mouth	5	0.1	0.3	0.2	0.02	0.02	14	0.3	0.7	0.5	0.03	0.04	C03-06
Salivary glands	9	0.2	0.5	0.5	0.03	0.06	12	0.3	0.6	0.5	0.03	0.05	C07-08
Tonsil	7	0.1	0.4	0.3	0.03	0.04	0	0.0	0.0	0.0	0.00	0.00	C09
Other oropharynx	2	0.0	0.1	0.1	0.00	0.02	0	0.0	0.0	0.0	0.00	0.00	C10
Nasopharynx	39	0.7	2.0	1.8	0.16	0.19	17	0.4	0.9	0.7	0.05	0.08	C11
Hypopharynx	3	0.1	0.2	0.1	0.01	0.02	9	0.2	0.5	0.3	0.02	0.04	C12-13
Pharynx unspecified	1	0.0	0.1	0.0	0.00	0.00	0	0.0	0.0	0.0	0.00	0.00	C14
Oesophagus	46	0.8	2.4	2.0	0.12	0.27	25	0.6	1.3	0.9	0.04	0.07	C15
Stomach	347	5.9	18.2	15.1	0.85	1.94	187	4.2	9.7	6.9	0.37	0.78	C16
Small intestine	13	0.2	0.7	0.6	0.05	0.06	13	0.3	0.7	0.5	0.04	0.07	C17
Colon	319	5.5	16.8	14.2	0.71	1.84	276	6.2	14.3	10.2	0.64	1.18	C18
Rectum	237	4.1	12.4	10.5	0.57	1.34	122	2.7	6.3	4.6	0.28	0.50	C19-20
Anus	2	0.0	0.1	0.1	0.01	0.01	2	0.0	0.1	0.1	0.00	0.00	C21
Liver	89	1.5	4.7	3.9	0.18	0.49	46	1.0	2.4	1.9	0.11	0.22	C22
Gallbladder etc.	43	0.7	2.3	1.9	0.07	0.24	65	1.4	3.4	2.3	0.11	0.26	C23-24
Pancreas	155	2.7	8.1	6.7	0.37	0.76	95	2.1	4.9	3.4	0.16	0.43	C25
Nose, sinuses etc.	9	0.2	0.5	0.4	0.03	0.05	10	0.2	0.5	0.4	0.03	0.05	C30-31
Larynx	198	3.4	10.4	8.3	0.66	0.96	13	0.3	0.7	0.5	0.04	0.06	C32
Trachea, bronchus, and lung	1540	26.3	80.9	68.1	4.19	8.99	201	4.5	10.4	7.8	0.49	1.01	C33-34
Other thoracic organs	11	0.2	0.6	0.5	0.05	0.06	9	0.2	0.5	0.3	0.02	0.04	C37-38
Bone	20	0.3	1.1	0.9	0.04	0.08	14	0.3	0.7	0.6	0.04	0.05	C40-41
Melanoma of skin	50	0.9	2.6	2.2	0.14	0.22	47	1.0	2.4	1.9	0.12	0.18	C43
Other skin	759		39.9	33.1	1.62	3.69	541		28.1	19.4	0.88	2.29	C44
Mesothelioma	73	1.2	3.8	3.2	0.18	0.38	74	1.6	3.8	2.9	0.16	0.38	C45
Kaposi sarcoma	14	0.2	0.7	0.7	0.02	0.06	10	0.2	0.5	0.3	0.01	0.01	C46
Connective and soft tissue	54	0.9	2.8	2.5	0.16	0.28	31	0.7	1.6	1.4	0.08	0.13	C47+C49
Breast	25	0.4	1.3	1.1	0.05	0.14	1109	24.7	57.5	44.8	3.60	4.75	C50
Vulva							9	0.2	0.5	0.3	0.01	0.03	C51
Vagina							9	0.2	0.5	0.3	0.03	0.04	C52
Cervix uteri							84	1.9	4.4	3.4	0.30	0.38	C53
Corpus uteri							279	6.2	14.5	11.4	0.91	1.40	C54
Uterus unspecified							17	0.4	0.9	0.6	0.04	0.08	C55
Ovary							197	4.4	10.2	8.0	0.53	0.95	C56
Other female genital organs							3	0.1	0.2	0.1	0.01	0.01	C57
Placenta							0	0.0	0.0	0.0	0.00	0.00	C58
Penis	2	0.0	0.1	0.1	0.00	0.01							C60
Prostate	768	13.1	40.3	33.2	1.25	4.24							C61
Testis	73	1.2	3.8	3.3	0.23	0.24							C62
Other male genital organs	0	0.0	0.0	0.0	0.00	0.00							C63
Kidney	140	2.4	7.4	6.2	0.37	0.81	92	2.1	4.8	3.8	0.28	0.44	C64
Renal pelvis	7	0.1	0.4	0.3	0.02	0.03	3	0.1	0.2	0.1	0.00	0.01	C65
Ureter	1	0.0	0.1	0.0	0.00	0.00	0	0.0	0.0	0.0	0.00	0.00	C66
†Bladder	587	10.0	30.8	25.6	1.39	3.27	75	1.7	3.9	2.7	0.15	0.30	C67
Other urinary organs	1	0.0	0.1	0.0	0.00	0.00	0	0.0	0.0	0.0	0.00	0.00	C68
Eye	8	0.1	0.4	0.4	0.02	0.04	5	0.1	0.3	0.3	0.02	0.02	C69
Brain and nervous system	135	2.3	7.1	6.0	0.44	0.66	123	2.7	6.4	5.3	0.38	0.62	C70-72
Thyroid	117	2.0	6.1	5.2	0.44	0.56	627	14.0	32.5	26.1	2.21	2.63	C73
Adrenal gland	8	0.1	0.4	0.5	0.03	0.03	2	0.0	0.1	0.2	0.00	0.01	C74
Other endocrine	2	0.0	0.1	0.1	0.00	0.01	3	0.1	0.2	0.2	0.01	0.01	C75
Hodgkin lymphoma	48	0.8	2.5	2.3	0.16	0.20	34	0.8	1.8	1.6	0.10	0.13	C81
Non-Hodgkin lymphoma	177	3.0	9.3	8.1	0.54	0.90	147	3.3	7.6	5.8	0.38	0.67	C82-86,C96
Immunoproliferative diseases	4	0.1	0.2	0.2	0.01	0.02	3	0.1	0.2	0.1	0.01	0.01	C88
Multiple myeloma	73	1.2	3.8	3.2	0.20	0.36	70	1.6	3.6	2.8	0.16	0.36	C90
Lymphoid leukaemia	84	1.4	4.4	4.9	0.23	0.45	62	1.4	3.2	3.4	0.16	0.26	C91
Myeloid leukaemia	78	1.3	4.1	3.7	0.21	0.37	71	1.6	3.7	3.2	0.21	0.30	C92-94
Leukaemia unspecified	18	0.3	0.9	0.8	0.02	0.06	15	0.3	0.8	0.6	0.03	0.07	C95
Myeloproliferative disorders	24	0.4	1.3	1.0	0.08	0.13	17	0.4	0.9	0.7	0.04	0.09	MPD
Myelodysplastic syndromes	26	0.4	1.4	1.1	0.05	0.11	32	0.7	1.7	1.2	0.05	0.15	MDS
Other and unspecified	135	2.3	7.1	5.8	0.30	0.65	92	2.1	4.8	3.4	0.17	0.39	O&U
All sites	6604		346.8	292.1	16.39	35.46	5028		260.7	199.3	13.59	22.08	C00-96
All sites except C44	5845	100.0	306.9	259.0	14.77	31.77	4487	100.0	232.7	179.8	12.71	19.79	C00-96 exc. C44

† See note following population pyramid

Turkey, Izmir

CONTRIBUTORS

Sultan Eser
Ismail Cankut Yakut
Saniye Ozalan



NOTES ON THE DATA

†C67 (bladder cancer) includes neoplasms of uncertain or unknown behaviour together with invasive cancers.

20 major cancers, ASR (World) per 100 000

<i>Male</i>		<i>Female</i>	
Trachea, bronchus, and lung	82.6	Breast	47.3
Prostate	43.0	Thyroid	24.3
Non-melanoma skin cancer	28.1	Non-melanoma skin cancer	20.0
Bladder	26.8	Corpus uteri	11.1
Colon	14.1	Trachea, bronchus, and lung	10.2
Stomach	13.8	Colon	8.9
Larynx	10.0	Ovary	6.9
Rectum	9.8	Stomach	6.4
Other and unspecified	7.1	Rectum	5.7
Non-Hodgkin lymphoma	7.0	Non-Hodgkin lymphoma	5.3
Kidney	6.5	Cervix uteri	5.3
Thyroid	6.3	Other and unspecified	5.2
Brain and nervous system	6.1	Brain and nervous system	5.1
Pancreas	5.9	Bladder	4.0
Liver	5.0	Pancreas	3.8
Lymphoid leukaemia	5.0	Kidney	3.4
Testis	3.9	Lymphoid leukaemia	3.2
Myeloid leukaemia	3.5	Myeloid leukaemia	2.9
Multiple myeloma	3.1	Multiple myeloma	2.4
Myeloproliferative disorders	2.6	Myeloproliferative disorders	2.3
All sites	318.5	All sites	204.6

Turkey, Izmir (2008–2012)

SITE	Male						Female						ICD-10
	§No. cases	Freq. (%)	Crude rate (per 100 000)	ASR world	Cum. rates 0-64 (%)	0-74	§No. cases	Freq. (%)	Crude rate (per 100 000)	ASR world	Cum. rates 0-64 (%)	0-74	
Lip	165	0.5	1.7	1.5	0.09	0.17	37	0.2	0.4	0.3	0.01	0.03	C00
Tongue	109	0.3	1.1	0.9	0.07	0.10	75	0.3	0.8	0.6	0.04	0.07	C01-02
Mouth	103	0.3	1.1	0.9	0.06	0.10	65	0.3	0.7	0.5	0.03	0.05	C03-06
Salivary glands	74	0.2	0.8	0.7	0.04	0.08	60	0.3	0.6	0.5	0.03	0.05	C07-08
Tonsil	55	0.2	0.6	0.5	0.04	0.07	7	0.0	0.1	0.1	0.00	0.01	C09
Other oropharynx	15	0.0	0.2	0.1	0.01	0.02	3	0.0	0.0	0.0	0.00	0.00	C10
Nasopharynx	186	0.6	1.9	1.6	0.13	0.17	58	0.3	0.6	0.5	0.03	0.05	C11
Hypopharynx	71	0.2	0.7	0.7	0.05	0.08	25	0.1	0.3	0.2	0.02	0.02	C12-13
Pharynx unspecified	5	0.0	0.1	0.0	0.00	0.01	3	0.0	0.0	0.0	0.00	0.01	C14
Oesophagus	244	0.8	2.5	2.2	0.12	0.27	193	0.8	2.0	1.5	0.09	0.17	C15
Stomach	1550	4.9	15.8	13.8	0.77	1.66	830	3.6	8.5	6.4	0.36	0.77	C16
Small intestine	64	0.2	0.7	0.6	0.03	0.07	44	0.2	0.4	0.3	0.02	0.04	C17
Colon	1558	4.9	15.9	14.1	0.72	1.73	1155	5.1	11.8	8.9	0.50	1.10	C18
Rectum	1092	3.4	11.1	9.8	0.53	1.22	730	3.2	7.5	5.7	0.35	0.69	C19-20
Anus	33	0.1	0.3	0.3	0.02	0.02	39	0.2	0.4	0.3	0.01	0.04	C21
Liver	546	1.7	5.6	5.0	0.30	0.63	254	1.1	2.6	2.0	0.09	0.23	C22
Gallbladder etc.	266	0.8	2.7	2.4	0.12	0.28	272	1.2	2.8	2.0	0.09	0.25	C23-24
Pancreas	649	2.0	6.6	5.9	0.30	0.77	494	2.2	5.0	3.8	0.20	0.45	C25
Nose, sinuses etc.	58	0.2	0.6	0.5	0.03	0.07	31	0.1	0.3	0.2	0.02	0.03	C30-31
Larynx	1108	3.5	11.3	10.0	0.66	1.26	85	0.4	0.9	0.7	0.06	0.08	C32
Trachea, bronchus, and lung	9106	28.6	93.0	82.6	4.73	10.79	1288	5.7	13.2	10.2	0.60	1.25	C33-34
Other thoracic organs	72	0.2	0.7	0.6	0.04	0.07	40	0.2	0.4	0.3	0.02	0.03	C37-38
Bone	109	0.3	1.1	1.1	0.07	0.09	84	0.4	0.9	0.9	0.06	0.07	C40-41
Melanoma of skin	250	0.8	2.6	2.2	0.13	0.25	195	0.9	2.0	1.5	0.10	0.16	C43
Other skin	3097		31.6	28.1	1.27	3.15	2700		27.6	20.0	0.98	2.31	C44
Mesothelioma	87	0.3	0.9	0.8	0.04	0.10	68	0.3	0.7	0.6	0.04	0.07	C45
Kaposi sarcoma	67	0.2	0.7	0.6	0.02	0.05	27	0.1	0.3	0.2	0.01	0.02	C46
Connective and soft tissue	218	0.7	2.2	2.1	0.13	0.20	184	0.8	1.9	1.6	0.11	0.16	C47+C49
Breast	99	0.3	1.0	0.9	0.06	0.10	5844	25.7	59.7	47.3	3.59	5.20	C50
Vulva							81	0.4	0.8	0.6	0.03	0.07	C51
Vagina							21	0.1	0.2	0.2	0.01	0.02	C52
Cervix uteri							650	2.9	6.6	5.3	0.39	0.59	C53
Corpus uteri							1350	5.9	13.8	11.1	0.82	1.37	C54
Uterus unspecified							44	0.2	0.4	0.4	0.03	0.04	C55
Ovary							830	3.6	8.5	6.9	0.51	0.77	C56
Other female genital organs							56	0.2	0.6	0.5	0.04	0.05	C57
Placenta							6	0.0	0.1	0.0	0.00	0.00	C58
Penis	4	0.0	0.0	0.0	0.00	0.00							C60
Prostate	4625	14.5	47.2	43.0	1.76	5.76							C61
Testis	450	1.4	4.6	3.9	0.29	0.30							C62
Other male genital organs	9	0.0	0.1	0.1	0.01	0.01							C63
Kidney	714	2.2	7.3	6.5	0.42	0.76	402	1.8	4.1	3.4	0.22	0.39	C64
Renal pelvis	50	0.2	0.5	0.5	0.02	0.06	18	0.1	0.2	0.1	0.00	0.01	C65
Ureter	26	0.1	0.3	0.2	0.01	0.03	5	0.0	0.1	0.0	0.00	0.00	C66
†Bladder	2932	9.2	29.9	26.8	1.27	3.33	539	2.4	5.5	4.0	0.21	0.46	C67
Other urinary organs	16	0.1	0.2	0.1	0.00	0.02	5	0.0	0.1	0.0	0.00	0.01	C68
Eye	44	0.1	0.4	0.5	0.02	0.03	30	0.1	0.3	0.4	0.02	0.03	C69
Brain and nervous system	658	2.1	6.7	6.1	0.42	0.64	584	2.6	6.0	5.1	0.33	0.52	C70-72
Thyroid	735	2.3	7.5	6.3	0.51	0.66	2904	12.7	29.7	24.3	2.01	2.39	C73
Adrenal gland	35	0.1	0.4	0.5	0.02	0.03	34	0.1	0.3	0.4	0.02	0.03	C74
Other endocrine	18	0.1	0.2	0.2	0.01	0.02	11	0.0	0.1	0.1	0.01	0.01	C75
Hodgkin lymphoma	247	0.8	2.5	2.3	0.16	0.22	164	0.7	1.7	1.5	0.10	0.14	C81
Non-Hodgkin lymphoma	758	2.4	7.7	7.0	0.42	0.74	641	2.8	6.5	5.3	0.32	0.60	C82-86,C96
Immunoproliferative diseases	35	0.1	0.4	0.3	0.02	0.04	36	0.2	0.4	0.3	0.02	0.03	C88
Multiple myeloma	343	1.1	3.5	3.1	0.17	0.40	298	1.3	3.0	2.4	0.14	0.31	C90
Lymphoid leukaemia	467	1.5	4.8	5.0	0.24	0.44	312	1.4	3.2	3.2	0.16	0.26	C91
Myeloid leukaemia	385	1.2	3.9	3.5	0.20	0.37	335	1.5	3.4	2.9	0.18	0.30	C92-94
Leukaemia unspecified	52	0.2	0.5	0.5	0.02	0.05	45	0.2	0.5	0.3	0.01	0.04	C95
Myeloproliferative disorders	305	1.0	3.1	2.6	0.16	0.28	286	1.3	2.9	2.3	0.13	0.27	MPD
Myelodysplastic syndromes	198	0.6	2.0	1.8	0.06	0.19	196	0.9	2.0	1.5	0.06	0.18	MDS
Other and unspecified	784	2.5	8.0	7.1	0.34	0.82	705	3.1	7.2	5.2	0.23	0.59	O&U
All sites	34946		356.8	318.5	17.13	38.76	25478		260.3	204.6	13.48	22.91	C00-96
All sites except C44	31849	100.0	325.1	290.4	15.87	35.61	22778	100.0	232.7	184.6	12.50	20.60	C00-96 exc. C44

§Includes 25 cases of unknown age

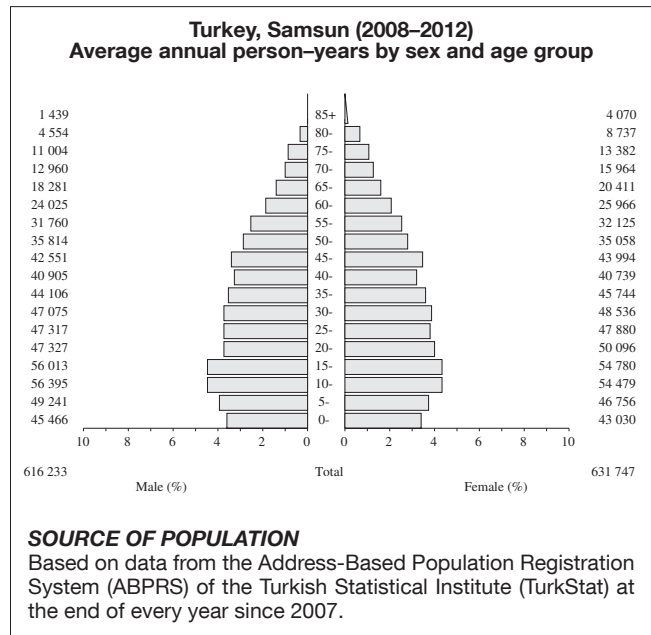
§Includes 21 cases of unknown age

† See note following population pyramid

Turkey, Samsun

CONTRIBUTORS

Merve Altinisik
 Okan Karaoglanoglu
 Yasar Cavusoglu
 Oktay Turan
 Meryem Basaran
 Sevgi Yazicioglu
 Seyhan Guven
 Azize Sanli Bayram
 Nurten Meydan Yildirim
 Gulnaz Kaplan Bas



NOTES ON THE DATA

†C67 (bladder cancer) includes neoplasms of uncertain or unknown behaviour together with invasive cancers.

20 major cancers, ASR (World) per 100 000

<i>Male</i>		<i>Female</i>	
Trachea, bronchus, and lung	59.5	Breast	34.8
Prostate	34.8	Non-melanoma skin cancer	17.0
Non-melanoma skin cancer	24.8	Thyroid	13.8
Bladder	22.7	Corpus uteri	9.7
Stomach	19.4	Stomach	8.4
Colon	11.1	Colon	7.5
Larynx	8.2	Ovary	6.4
Rectum	8.2	Trachea, bronchus, and lung	6.3
Other and unspecified	8.0	Non-Hodgkin lymphoma	5.0
Non-Hodgkin lymphoma	7.8	Rectum	4.7
Kidney	7.5	Brain and nervous system	4.2
Pancreas	5.4	Other and unspecified	3.7
Brain and nervous system	5.1	Pancreas	3.2
Lymphoid leukaemia	4.1	Kidney	3.2
Testis	4.0	Myeloid leukaemia	3.1
Myeloid leukaemia	3.6	Cervix uteri	3.0
Liver	3.5	Lymphoid leukaemia	2.8
Thyroid	3.1	Bladder	2.3
Multiple myeloma	3.0	Multiple myeloma	2.2
Oesophagus	2.7	Connective and soft tissue	1.9
All sites	268.9	All sites	159.7

Turkey, Samsun (2008–2012)

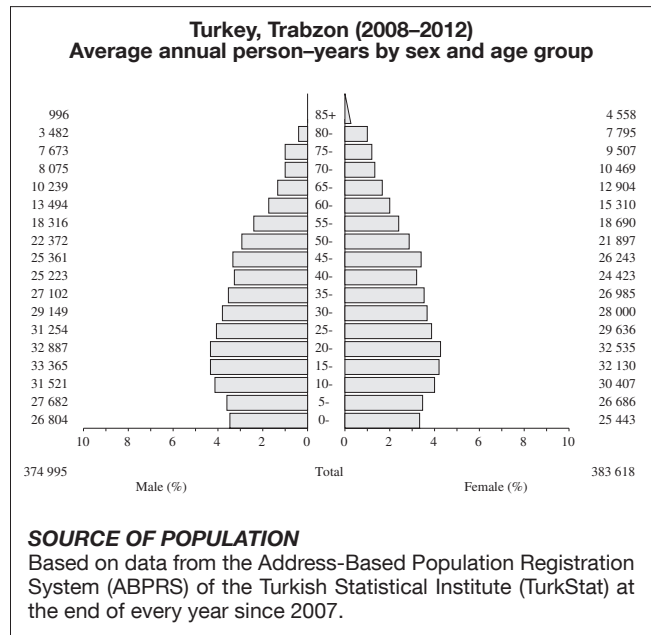
SITE	Male						Female						ICD-10
	No. cases	Freq. (%)	Crude rate (per 100 000)	ASR world	Cum. rates 0-64 (%)	0-74	No. cases	Freq. (%)	Crude rate (per 100 000)	ASR world	Cum. rates 0-64 (%)	0-74	
Lip	82	1.0	2.7	2.4	0.16	0.28	22	0.4	0.7	0.5	0.03	0.04	C00
Tongue	22	0.3	0.7	0.6	0.05	0.08	24	0.4	0.8	0.6	0.03	0.06	C01-02
Mouth	21	0.2	0.7	0.6	0.05	0.05	19	0.3	0.6	0.5	0.02	0.07	C03-06
Salivary glands	24	0.3	0.8	0.7	0.05	0.09	6	0.1	0.2	0.1	0.01	0.02	C07-08
Tonsil	7	0.1	0.2	0.2	0.01	0.03	2	0.0	0.1	0.1	0.01	0.01	C09
Other oropharynx	3	0.0	0.1	0.1	0.00	0.02	0	0.0	0.0	0.0	0.00	0.00	C10
Nasopharynx	44	0.5	1.4	1.3	0.09	0.14	18	0.3	0.6	0.5	0.04	0.04	C11
Hypopharynx	5	0.1	0.2	0.2	0.01	0.02	10	0.2	0.3	0.3	0.03	0.03	C12-13
Pharynx unspecified	0	0.0	0.0	0.0	0.00	0.00	0	0.0	0.0	0.0	0.00	0.00	C14
Oesophagus	96	1.1	3.1	2.7	0.18	0.32	40	0.7	1.3	1.0	0.04	0.12	C15
Stomach	680	8.1	22.1	19.4	1.09	2.40	343	6.3	10.9	8.4	0.47	1.00	C16
Small intestine	10	0.1	0.3	0.3	0.02	0.03	9	0.2	0.3	0.2	0.01	0.03	C17
Colon	387	4.6	12.6	11.1	0.65	1.38	317	5.8	10.0	7.5	0.42	0.90	C18
Rectum	298	3.5	9.7	8.2	0.45	0.95	190	3.5	6.0	4.7	0.26	0.55	C19-20
Anus	11	0.1	0.4	0.3	0.02	0.03	4	0.1	0.1	0.1	0.00	0.01	C21
Liver	121	1.4	3.9	3.5	0.22	0.39	61	1.1	1.9	1.5	0.10	0.17	C22
Gallbladder etc.	58	0.7	1.9	1.6	0.11	0.18	70	1.3	2.2	1.6	0.07	0.19	C23-24
Pancreas	186	2.2	6.0	5.4	0.31	0.70	137	2.5	4.3	3.2	0.15	0.39	C25
Nose, sinuses etc.	11	0.1	0.4	0.3	0.01	0.04	8	0.1	0.3	0.2	0.02	0.02	C30-31
Larynx	289	3.4	9.4	8.2	0.54	1.07	14	0.3	0.4	0.4	0.02	0.04	C32
Trachea, bronchus, and lung	2081	24.7	67.5	59.5	3.82	7.60	250	4.6	7.9	6.3	0.38	0.76	C33-34
Other thoracic organs	6	0.1	0.2	0.2	0.02	0.02	6	0.1	0.2	0.2	0.01	0.02	C37-38
Bone	24	0.3	0.8	0.7	0.05	0.05	21	0.4	0.7	0.7	0.04	0.05	C40-41
Melanoma of skin	56	0.7	1.8	1.6	0.10	0.18	72	1.3	2.3	1.8	0.10	0.21	C43
Other skin	871		28.3	24.8	1.17	2.97	731		23.1	17.0	0.84	1.88	C44
Mesothelioma	16	0.2	0.5	0.5	0.02	0.08	4	0.1	0.1	0.1	0.01	0.02	C45
Kaposi sarcoma	26	0.3	0.8	0.8	0.01	0.09	24	0.4	0.8	0.6	0.02	0.08	C46
Connective and soft tissue	83	1.0	2.7	2.6	0.16	0.26	72	1.3	2.3	1.9	0.14	0.18	C47+C49
Breast	21	0.2	0.7	0.7	0.03	0.06	1304	23.8	41.3	34.8	2.81	3.73	C50
Vulva							14	0.3	0.4	0.3	0.02	0.04	C51
Vagina							5	0.1	0.2	0.1	0.01	0.01	C52
Cervix uteri							114	2.1	3.6	3.0	0.22	0.31	C53
Corpus uteri							363	6.6	11.5	9.7	0.72	1.19	C54
Uterus unspecified							7	0.1	0.2	0.2	0.01	0.01	C55
Ovary							243	4.4	7.7	6.4	0.43	0.70	C56
Other female genital organs							5	0.1	0.2	0.1	0.01	0.01	C57
Placenta							1	0.0	0.0	0.0	0.00	0.00	C58
Penis	2	0.0	0.1	0.1	0.00	0.01							C60
Prostate	1228	14.6	39.9	34.8	1.23	4.56							C61
Testis	132	1.6	4.3	4.0	0.29	0.31							C62
Other male genital organs	0	0.0	0.0	0.0	0.00	0.00							C63
Kidney	259	3.1	8.4	7.5	0.51	0.90	116	2.1	3.7	3.2	0.20	0.39	C64
Renal pelvis	13	0.2	0.4	0.3	0.01	0.04	4	0.1	0.1	0.1	0.00	0.02	C65
Ureter	9	0.1	0.3	0.3	0.02	0.03	1	0.0	0.0	0.0	0.00	0.01	C66
†Bladder	781	9.3	25.3	22.7	1.16	2.91	99	1.8	3.1	2.3	0.11	0.24	C67
Other urinary organs	1	0.0	0.0	0.0	0.00	0.01	1	0.0	0.0	0.0	0.00	0.00	C68
Eye	6	0.1	0.2	0.2	0.01	0.01	9	0.2	0.3	0.3	0.02	0.02	C69
Brain and nervous system	170	2.0	5.5	5.1	0.38	0.55	146	2.7	4.6	4.2	0.29	0.43	C70-72
Thyroid	109	1.3	3.5	3.1	0.27	0.33	505	9.2	16.0	13.8	1.15	1.37	C73
Adrenal gland	7	0.1	0.2	0.3	0.02	0.02	9	0.2	0.3	0.4	0.02	0.03	C74
Other endocrine	2	0.0	0.1	0.1	0.00	0.00	7	0.1	0.2	0.2	0.02	0.02	C75
Hodgkin lymphoma	51	0.6	1.7	1.5	0.10	0.14	44	0.8	1.4	1.3	0.09	0.12	C81
Non-Hodgkin lymphoma	259	3.1	8.4	7.8	0.51	0.84	191	3.5	6.0	5.0	0.32	0.53	C82-86,C96
Immunoproliferative diseases	3	0.0	0.1	0.1	0.01	0.02	3	0.1	0.1	0.1	0.00	0.01	C88
Multiple myeloma	106	1.3	3.4	3.0	0.16	0.34	86	1.6	2.7	2.2	0.14	0.27	C90
Lymphoid leukaemia	120	1.4	3.9	4.1	0.20	0.38	89	1.6	2.8	2.8	0.15	0.23	C91
Myeloid leukaemia	118	1.4	3.8	3.6	0.21	0.32	113	2.1	3.6	3.1	0.20	0.27	C92-94
Leukaemia unspecified	8	0.1	0.3	0.3	0.01	0.02	11	0.2	0.3	0.3	0.01	0.04	C95
Myeloproliferative disorders	75	0.9	2.4	2.1	0.12	0.25	43	0.8	1.4	1.1	0.08	0.14	MPD
Myelodysplastic syndromes	43	0.5	1.4	1.3	0.04	0.15	34	0.6	1.1	0.7	0.04	0.08	MDS
Other and unspecified	268	3.2	8.7	8.0	0.41	0.88	162	3.0	5.1	3.7	0.16	0.39	O&U
All sites	9309		302.1	268.9	15.08	32.53	6203		196.4	159.7	10.50	17.47	C00-96
All sites except C44	8438	100.0	273.9	244.1	13.91	29.57	5472	100.0	173.2	142.7	9.66	15.59	C00-96 exc. C44

† See note following population pyramid

Turkey, Trabzon

CONTRIBUTORS

Nursen Üçüncü
Ayşe Türkköylü
Melek Erden
Neşe Ustaömer
Nazan Kalay
Nejla Kurt
Hayri Yapici



NOTES ON THE DATA

†C67 (bladder cancer) includes neoplasms of uncertain or unknown behaviour together with invasive cancers.

20 major cancers, ASR (World) per 100 000

<i>Male</i>		<i>Female</i>	
Trachea, bronchus, and lung	62.4	Breast	34.3
Prostate	46.4	Thyroid	29.6
Non-melanoma skin cancer	34.2	Non-melanoma skin cancer	21.1
Bladder	27.1	Stomach	10.2
Stomach	26.4	Colon	8.0
Colon	12.5	Corpus uteri	8.0
Rectum	9.4	Ovary	6.4
Non-Hodgkin lymphoma	9.4	Non-Hodgkin lymphoma	6.2
Larynx	7.7	Trachea, bronchus, and lung	5.9
Kidney	6.8	Rectum	5.4
Thyroid	6.8	Brain and nervous system	4.3
Brain and nervous system	6.1	Cervix uteri	3.4
Pancreas	5.7	Pancreas	3.2
Other and unspecified	5.5	Kidney	3.1
Liver	4.7	Lymphoid leukaemia	3.1
Testis	4.4	Other and unspecified	2.6
Lymphoid leukaemia	3.8	Bladder	2.5
Myeloid leukaemia	3.8	Myeloid leukaemia	2.2
Multiple myeloma	3.6	Multiple myeloma	2.1
Myeloproliferative disorders	3.4	Connective and soft tissue	1.9
All sites	312.7	All sites	177.0

Turkey, Trabzon (2008–2012)

SITE	Male						Female						ICD-10
	§No. cases	Freq. (%)	Crude rate (per 100 000)	ASR world	Cum. rates 0-64 (%)	0-74	§No. cases	Freq. (%)	Crude rate (per 100 000)	ASR world	Cum. rates 0-64 (%)	0-74	
Lip	2	0.0	0.1	0.1	0.00	0.02	0	0.0	0.0	0.0	0.00	0.00	C00
Tongue	13	0.2	0.7	0.5	0.03	0.06	9	0.2	0.5	0.3	0.01	0.04	C01-02
Mouth	15	0.3	0.8	0.7	0.06	0.09	5	0.1	0.3	0.2	0.02	0.02	C03-06
Salivary glands	12	0.2	0.6	0.6	0.04	0.05	9	0.2	0.5	0.4	0.02	0.04	C07-08
Tonsil	3	0.1	0.2	0.1	0.02	0.02	1	0.0	0.1	0.0	0.00	0.00	C09
Other oropharynx	0	0.0	0.0	0.0	0.00	0.00	0	0.0	0.0	0.0	0.00	0.00	C10
Nasopharynx	21	0.4	1.1	1.0	0.08	0.09	7	0.2	0.4	0.3	0.03	0.03	C11
Hypopharynx	1	0.0	0.1	0.1	0.01	0.01	1	0.0	0.1	0.1	0.01	0.01	C12-13
Pharynx unspecified	2	0.0	0.1	0.1	0.01	0.01	1	0.0	0.1	0.0	0.00	0.01	C14
Oesophagus	32	0.5	1.7	1.6	0.06	0.16	16	0.4	0.8	0.5	0.02	0.07	C15
Stomach	566	9.6	30.2	26.4	1.47	3.31	299	7.8	15.6	10.2	0.48	1.17	C16
Small intestine	18	0.3	1.0	0.9	0.05	0.11	4	0.1	0.2	0.2	0.02	0.02	C17
Colon	265	4.5	14.1	12.5	0.71	1.47	222	5.8	11.6	8.0	0.48	0.90	C18
Rectum	206	3.5	11.0	9.4	0.56	1.20	145	3.8	7.6	5.4	0.30	0.66	C19-20
Anus	3	0.1	0.2	0.2	0.01	0.02	4	0.1	0.2	0.1	0.01	0.02	C21
Liver	93	1.6	5.0	4.7	0.31	0.56	32	0.8	1.7	1.1	0.06	0.11	C22
Gallbladder etc.	25	0.4	1.3	1.2	0.05	0.11	20	0.5	1.0	0.8	0.05	0.10	C23-24
Pancreas	127	2.1	6.8	5.7	0.23	0.76	86	2.2	4.5	3.2	0.19	0.42	C25
Nose, sinuses etc.	11	0.2	0.6	0.5	0.04	0.05	2	0.1	0.1	0.1	0.01	0.01	C30-31
Larynx	162	2.7	8.6	7.7	0.51	0.95	4	0.1	0.2	0.2	0.02	0.02	C32
Trachea, bronchus, and lung	1318	22.3	70.3	62.4	3.61	8.36	163	4.2	8.5	5.9	0.33	0.66	C33-34
Other thoracic organs	7	0.1	0.4	0.3	0.02	0.03	0	0.0	0.0	0.0	0.00	0.00	C37-38
Bone	18	0.3	1.0	0.9	0.05	0.08	10	0.3	0.5	0.5	0.03	0.04	C40-41
Melanoma of skin	53	0.9	2.8	2.4	0.14	0.23	46	1.2	2.4	1.7	0.13	0.18	C43
Other skin	755		40.3	34.2	1.51	3.89	635		33.1	21.1	1.04	2.33	C44
Mesothelioma	8	0.1	0.4	0.3	0.03	0.04	3	0.1	0.2	0.2	0.01	0.02	C45
Kaposi sarcoma	31	0.5	1.7	1.3	0.05	0.16	16	0.4	0.8	0.5	0.01	0.05	C46
Connective and soft tissue	46	0.8	2.5	2.4	0.16	0.23	44	1.1	2.3	1.9	0.13	0.20	C47+C49
Breast	8	0.1	0.4	0.4	0.02	0.05	800	20.8	41.7	34.3	2.64	3.64	C50
Vulva							5	0.1	0.3	0.2	0.01	0.02	C51
Vagina							5	0.1	0.3	0.2	0.00	0.02	C52
Cervix uteri							81	2.1	4.2	3.4	0.25	0.37	C53
Corpus uteri							187	4.9	9.7	8.0	0.65	0.96	C54
Uterus unspecified							10	0.3	0.5	0.5	0.05	0.06	C55
Ovary							158	4.1	8.2	6.4	0.45	0.71	C56
Other female genital organs							4	0.1	0.2	0.2	0.01	0.01	C57
Placenta							1	0.0	0.1	0.0	0.00	0.00	C58
Penis	0	0.0	0.0	0.0	0.00	0.00							C60
Prostate	1031	17.4	55.0	46.4	1.44	5.66							C61
Testis	93	1.6	5.0	4.4	0.32	0.34							C62
Other male genital organs	1	0.0	0.1	0.0	0.00	0.00							C63
Kidney	143	2.4	7.6	6.8	0.38	0.92	75	2.0	3.9	3.1	0.22	0.34	C64
Renal pelvis	5	0.1	0.3	0.3	0.01	0.04	0	0.0	0.0	0.0	0.00	0.00	C65
Ureter	3	0.1	0.2	0.1	0.01	0.02	0	0.0	0.0	0.0	0.00	0.00	C66
†Bladder	571	9.6	30.5	27.1	1.35	3.26	79	2.1	4.1	2.5	0.12	0.29	C67
Other urinary organs	6	0.1	0.3	0.3	0.02	0.04	0	0.0	0.0	0.0	0.00	0.00	C68
Eye	11	0.2	0.6	0.8	0.03	0.05	8	0.2	0.4	0.5	0.02	0.02	C69
Brain and nervous system	124	2.1	6.6	6.1	0.41	0.62	98	2.6	5.1	4.3	0.32	0.45	C70-72
Thyroid	141	2.4	7.5	6.8	0.53	0.73	652	17.0	34.0	29.6	2.48	2.84	C73
Adrenal gland	7	0.1	0.4	0.5	0.03	0.03	5	0.1	0.3	0.3	0.02	0.02	C74
Other endocrine	0	0.0	0.0	0.0	0.00	0.00	2	0.1	0.1	0.1	0.00	0.01	C75
Hodgkin lymphoma	46	0.8	2.5	2.4	0.14	0.21	22	0.6	1.1	1.1	0.06	0.08	C81
Non-Hodgkin lymphoma	203	3.4	10.8	9.4	0.55	1.02	156	4.1	8.1	6.2	0.36	0.70	C82-86,C96
Immunoproliferative diseases	1	0.0	0.1	0.1	0.00	0.01	2	0.1	0.1	0.1	0.01	0.01	C88
Multiple myeloma	72	1.2	3.8	3.6	0.22	0.51	57	1.5	3.0	2.1	0.15	0.25	C90
Lymphoid leukaemia	76	1.3	4.1	3.8	0.21	0.34	64	1.7	3.3	3.1	0.18	0.29	C91
Myeloid leukaemia	77	1.3	4.1	3.8	0.22	0.33	54	1.4	2.8	2.2	0.15	0.23	C92-94
Leukaemia unspecified	9	0.2	0.5	0.4	0.02	0.05	6	0.2	0.3	0.2	0.00	0.01	C95
Myeloproliferative disorders	72	1.2	3.8	3.4	0.23	0.41	46	1.2	2.4	1.7	0.10	0.18	MPD
Myelodysplastic syndromes	46	0.8	2.5	2.0	0.05	0.28	42	1.1	2.2	1.3	0.04	0.14	MDS
Other and unspecified	118	2.0	6.3	5.5	0.26	0.70	72	1.9	3.8	2.6	0.14	0.30	O&U
All sites	6677		356.1	312.7	16.34	37.67	4475		233.3	177.0	11.88	19.11	C00-96
All sites except C44	5922	100.0	315.8	278.5	14.83	33.79	3840	100.0	200.2	155.9	10.83	16.78	C00-96 exc. C44

§Includes 8 cases of unknown age

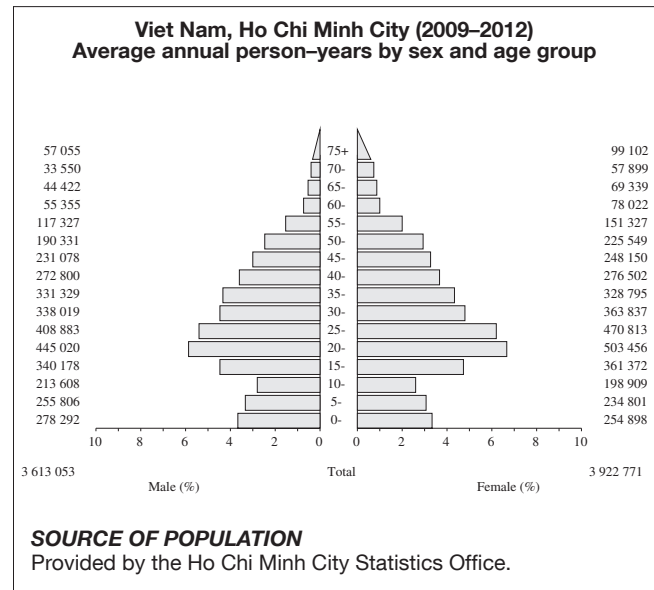
§Includes 3 cases of unknown age

† See note following population pyramid

Viet Nam, Ho Chi Minh City

CONTRIBUTORS

Pham Xuan Dung
Bui Duc Tung
Quach Thanh Khanh
Nguyen Hai Nam
Tran Nguyen Khanh
Ho Thai Tinh
Ha Chi Do
Tran Thi Thien Huong
Vo Hong Huynh



NOTES ON THE DATA

*No official mortality data. No DCO registrations. †C67 (bladder cancer) includes neoplasms of uncertain or unknown behaviour together with invasive cancers.

20 major cancers, ASR (World) per 100 000

Male		Female	
Trachea, bronchus, and lung	26.5	Breast	24.0
Liver	20.9	Cervix uteri	14.1
Colon	11.1	Trachea, bronchus, and lung	9.2
Stomach	9.2	Thyroid	8.4
Rectum	7.7	Colon	7.2
Other and unspecified	4.6	Ovary	5.4
Oesophagus	4.0	Liver	5.0
Larynx	3.9	Rectum	4.2
Non-Hodgkin lymphoma	3.8	Stomach	4.0
Nasopharynx	3.8	Corpus uteri	3.8
Prostate	3.6	Other and unspecified	2.5
Bladder	3.0	Non-Hodgkin lymphoma	2.2
Non-melanoma skin cancer	2.8	Non-melanoma skin cancer	2.1
Tongue	2.5	Brain and nervous system	1.4
Mouth	2.4	Other thoracic organs	1.2
Thyroid	2.1	Nasopharynx	1.2
Other thoracic organs	2.0	Pancreas	1.1
Brain and nervous system	1.8	Lymphoid leukaemia	1.1
Kidney	1.6	Gallbladder etc.	0.9
Hypopharynx	1.6	Kidney	0.8
All sites	132.9	All sites	107.9

*Viet Nam, Ho Chi Minh City (2009–2012)

SITE	Male						Female						ICD-10
	No. cases	Freq. (%)	Crude rate (per 100 000)	ASR world	Cum. rates 0-64 (%)	0-74 (%)	No. cases	Freq. (%)	Crude rate (per 100 000)	ASR world	Cum. rates 0-64 (%)	0-74 (%)	
Lip	8	0.1	0.1	0.1	0.00	0.00	12	0.1	0.1	0.1	0.00	0.01	C00
Tongue	247	1.9	1.7	2.5	0.17	0.31	104	0.7	0.7	0.7	0.05	0.07	C01-02
Mouth	244	1.9	1.7	2.4	0.16	0.28	81	0.5	0.5	0.5	0.02	0.06	C03-06
Salivary glands	64	0.5	0.4	0.6	0.03	0.07	68	0.4	0.4	0.4	0.04	0.05	C07-08
Tonsil	145	1.1	1.0	1.3	0.10	0.17	45	0.3	0.3	0.3	0.03	0.04	C09
Other oropharynx	35	0.3	0.2	0.3	0.02	0.04	4	0.0	0.0	0.0	0.00	0.00	C10
Nasopharynx	469	3.6	3.2	3.8	0.29	0.44	182	1.2	1.2	1.2	0.10	0.12	C11
Hypopharynx	147	1.1	1.0	1.6	0.12	0.21	21	0.1	0.1	0.2	0.02	0.02	C12-13
Pharynx unspecified	0	0.0	0.0	0.0	0.00	0.00	1	0.0	0.0	0.0	0.00	0.00	C14
Oesophagus	398	3.1	2.8	4.0	0.30	0.50	28	0.2	0.2	0.2	0.01	0.02	C15
Stomach	882	6.8	6.1	9.2	0.56	1.14	558	3.6	3.6	4.0	0.24	0.48	C16
Small intestine	48	0.4	0.3	0.4	0.02	0.05	30	0.2	0.2	0.2	0.01	0.03	C17
Colon	1094	8.4	7.6	11.1	0.67	1.39	974	6.4	6.2	7.2	0.46	0.90	C18
Rectum	741	5.7	5.1	7.7	0.46	0.94	569	3.7	3.6	4.2	0.31	0.52	C19-20
Anus	33	0.3	0.2	0.3	0.02	0.04	38	0.2	0.2	0.2	0.02	0.03	C21
Liver	2033	15.7	14.1	20.9	1.51	2.65	648	4.2	4.1	5.0	0.25	0.64	C22
Gallbladder etc.	103	0.8	0.7	1.0	0.05	0.13	114	0.7	0.7	0.9	0.05	0.11	C23-24
Pancreas	141	1.1	1.0	1.5	0.09	0.19	143	0.9	0.9	1.1	0.06	0.15	C25
Nose, sinuses etc.	56	0.4	0.4	0.6	0.04	0.08	33	0.2	0.2	0.2	0.01	0.03	C30-31
Larynx	378	2.9	2.6	3.9	0.27	0.51	30	0.2	0.2	0.2	0.01	0.03	C32
Trachea, bronchus, and lung	2456	19.0	17.0	26.5	1.62	3.39	1234	8.1	7.9	9.2	0.59	1.15	C33-34
Other thoracic organs	194	1.5	1.3	2.0	0.11	0.26	173	1.1	1.1	1.2	0.07	0.14	C37-38
Bone	62	0.5	0.4	0.5	0.03	0.04	64	0.4	0.4	0.4	0.03	0.04	C40-41
Melanoma of skin	13	0.1	0.1	0.1	0.01	0.01	20	0.1	0.1	0.1	0.01	0.02	C43
Other skin	268		1.9	2.8	0.13	0.33	294		1.9	2.1	0.11	0.21	C44
Mesothelioma	2	0.0	0.0	0.0	0.00	0.00	2	0.0	0.0	0.0	0.00	0.00	C45
Kaposi sarcoma	4	0.0	0.0	0.0	0.00	0.00	1	0.0	0.0	0.0	0.00	0.00	C46
Connective and soft tissue	98	0.8	0.7	0.8	0.05	0.08	117	0.8	0.7	0.8	0.04	0.08	C47+C49
Breast	52	0.4	0.4	0.5	0.03	0.06	3639	23.8	23.2	24.0	2.06	2.66	C50
Vulva							54	0.4	0.3	0.4	0.02	0.04	C51
Vagina							11	0.1	0.1	0.1	0.01	0.01	C52
Cervix uteri							2048	13.4	13.1	14.1	1.06	1.65	C53
Corpus uteri							527	3.4	3.4	3.8	0.35	0.47	C54
Uterus unspecified							4	0.0	0.0	0.0	0.00	0.00	C55
Ovary							807	5.3	5.1	5.4	0.43	0.61	C56
Other female genital organs							1	0.0	0.0	0.0	0.00	0.00	C57
Placenta							8	0.1	0.1	0.0	0.00	0.00	C58
Penis	83	0.6	0.6	0.7	0.05	0.08							C60
Prostate	315	2.4	2.2	3.6	0.09	0.44							C61
Testis	54	0.4	0.4	0.4	0.02	0.03							C62
Other male genital organs	5	0.0	0.0	0.0	0.00	0.00							C63
Kidney	171	1.3	1.2	1.6	0.11	0.16	100	0.7	0.6	0.8	0.05	0.08	C64
Renal pelvis	0	0.0	0.0	0.0	0.00	0.00	1	0.0	0.0	0.0	0.00	0.00	C65
Ureter	11	0.1	0.1	0.1	0.01	0.02	2	0.0	0.0	0.0	0.00	0.00	C66
†Bladder	282	2.2	2.0	3.0	0.18	0.37	65	0.4	0.4	0.5	0.03	0.05	C67
Other urinary organs	4	0.0	0.0	0.0	0.00	0.00	1	0.0	0.0	0.0	0.00	0.00	C68
Eye	25	0.2	0.2	0.2	0.01	0.01	16	0.1	0.1	0.2	0.01	0.01	C69
Brain and nervous system	212	1.6	1.5	1.8	0.12	0.18	200	1.3	1.3	1.4	0.10	0.13	C70-72
Thyroid	297	2.3	2.1	2.1	0.16	0.22	1504	9.8	9.6	8.4	0.68	0.81	C73
Adrenal gland	18	0.1	0.1	0.2	0.01	0.02	17	0.1	0.1	0.1	0.01	0.01	C74
Other endocrine	13	0.1	0.1	0.1	0.00	0.01	7	0.0	0.0	0.1	0.00	0.01	C75
Hodgkin lymphoma	47	0.4	0.3	0.3	0.02	0.03	20	0.1	0.1	0.1	0.01	0.01	C81
Non-Hodgkin lymphoma	415	3.2	2.9	3.8	0.25	0.42	314	2.1	2.0	2.2	0.16	0.25	C82-86,C96
Immunoproliferative diseases	1	0.0	0.0	0.0	0.00	0.00	0	0.0	0.0	0.0	0.00	0.00	C88
Multiple myeloma	18	0.1	0.1	0.2	0.01	0.03	17	0.1	0.1	0.1	0.01	0.02	C90
Lymphoid leukaemia	115	0.9	0.8	1.1	0.06	0.07	116	0.8	0.7	1.1	0.05	0.06	C91
Myeloid leukaemia	120	0.9	0.8	1.0	0.05	0.10	101	0.7	0.6	0.7	0.04	0.06	C92-94
Leukaemia unspecified	131	1.0	0.9	1.2	0.07	0.10	96	0.6	0.6	0.8	0.05	0.06	C95
Myeloproliferative disorders	0	0.0	0.0	0.0	0.00	0.00	0	0.0	0.0	0.0	0.00	0.00	MPD
Myelodysplastic syndromes	0	0.0	0.0	0.0	0.00	0.00	0	0.0	0.0	0.0	0.00	0.00	MDS
Other and unspecified	463	3.6	3.2	4.6	0.30	0.56	337	2.2	2.1	2.5	0.17	0.29	O&U
All sites	13215		91.4	132.9	8.41	16.16	15601		99.4	107.9	7.83	12.23	C00-96
All sites except C44	12947	100.0	89.6	130.1	8.27	15.83	15307	100.0	97.6	105.8	7.72	12.02	C00-96 exc. C44

†*See note following population pyramid