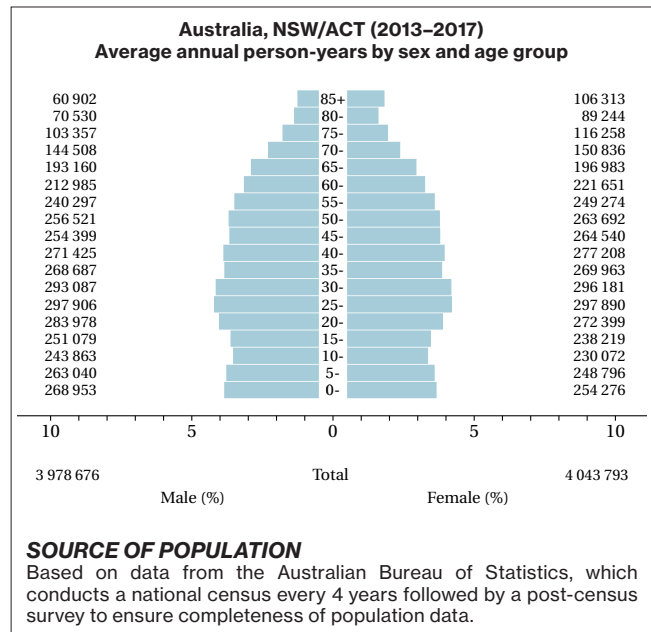


Australia, NSW/ACT

CONTRIBUTORS

Sheena Lawrance
Shelley Rushton
Wendy Thomson



NOTES ON THE DATA

*No official mortality data.

20 major cancers, ASR (World) per 100 000

Male		Female	
Prostate	99.5	Breast	93.2
Melanoma of skin	42.1	Melanoma of skin	29.2
Trachea, bronchus, and lung	31.0	Trachea, bronchus, and lung	21.8
Colon	24.5	Colon	21.3
Rectum	15.2	Thyroid	17.0
Non-Hodgkin lymphoma	15.1	Corpus uteri	12.5
Kidney	12.1	Non-Hodgkin lymphoma	10.3
Liver	8.7	Rectum	8.6
Bladder	8.5	Ovary	7.2
Pancreas	8.3	Pancreas	6.5
Lymphoid leukaemia	8.1	Kidney	6.0
Stomach	7.2	Cervix uteri	5.2
Other and unspecified	6.7	Other and unspecified	5.1
Brain and nervous system	6.7	Lymphoid leukaemia	4.8
Testis	6.3	Brain and nervous system	4.4
Thyroid	5.8	Myeloid leukaemia	3.6
Myeloid leukaemia	5.1	Stomach	3.4
Multiple myeloma	5.0	Multiple myeloma	3.3
Oesophagus	5.0	Myeloproliferative disorders	2.7
Tongue	3.8	Liver	2.6
All sites	366.0	All sites	298.3

*Australia, NSW/ACT (2013–2017)

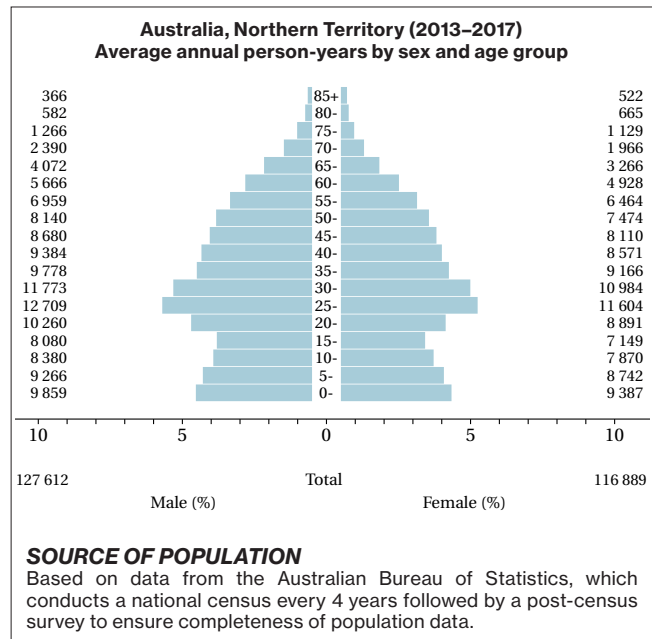
SITE	Male						Female						ICD-10
	No. cases	Freq. (%)	Crude rate (per 100 000)	ASR world	Cum. rates 0–64 (%)	Cum. rates 0–74 (%)	No. cases	Freq. (%)	Crude rate (per 100 000)	ASR world	Cum. rates 0–64 (%)	Cum. rates 0–74 (%)	
Lip	1117	0.9	5.6	3.6	0.24	0.40	407	0.4	2.0	1.0	0.06	0.11	C00
Tongue	1143	0.9	5.7	3.8	0.28	0.47	460	0.4	2.3	1.4	0.09	0.16	C01–02
Mouth	628	0.5	3.2	2.0	0.14	0.24	444	0.4	2.2	1.1	0.06	0.13	C03–06
Salivary glands	320	0.3	1.6	0.9	0.05	0.10	243	0.2	1.2	0.8	0.05	0.08	C07–08
Tonsil	706	0.6	3.5	2.5	0.21	0.30	136	0.1	0.7	0.4	0.04	0.05	C09
Other oropharynx	257	0.2	1.3	0.8	0.06	0.11	46	0.0	0.2	0.1	0.01	0.02	C10
Nasopharynx	233	0.2	1.2	0.9	0.07	0.09	79	0.1	0.4	0.3	0.02	0.03	C11
Hypopharynx	230	0.2	1.2	0.7	0.04	0.08	49	0.0	0.2	0.1	0.01	0.02	C12–13
Pharynx unspecified	68	0.1	0.3	0.2	0.01	0.03	26	0.0	0.1	0.1	0.00	0.01	C14
Oesophagus	1774	1.4	8.9	5.0	0.25	0.62	737	0.7	3.6	1.6	0.07	0.17	C15
Stomach	2600	2.1	13.1	7.2	0.36	0.82	1379	1.3	6.8	3.4	0.19	0.39	C16
Small intestine	624	0.5	3.1	1.9	0.11	0.23	439	0.4	2.2	1.2	0.07	0.15	C17
Colon	8910	7.1	44.8	24.5	1.11	2.80	8848	8.6	43.8	21.3	0.96	2.37	C18
Rectum	5141	4.1	25.8	15.2	0.87	1.85	3168	3.1	15.7	8.6	0.52	1.00	C19–20
Anus	360	0.3	1.8	1.1	0.08	0.14	477	0.5	2.4	1.4	0.09	0.17	C21
Liver	2873	2.3	14.4	8.7	0.59	1.07	1020	1.0	5.0	2.6	0.14	0.29	C22
Gallbladder etc.	841	0.7	4.2	2.2	0.09	0.24	854	0.8	4.2	1.9	0.08	0.22	C23–24
Pancreas	3051	2.4	15.3	8.3	0.39	0.95	2858	2.8	14.1	6.5	0.29	0.74	C25
Nose, sinuses etc.	195	0.2	1.0	0.6	0.04	0.07	136	0.1	0.7	0.4	0.03	0.04	C30–31
Larynx	917	0.7	4.6	2.7	0.15	0.34	110	0.1	0.5	0.3	0.02	0.04	C32
Trachea, bronchus, and lung	11691	9.3	58.8	31.0	1.32	3.74	8703	8.4	43.0	21.9	1.05	2.77	C33–34
Other thoracic organs	154	0.1	0.8	0.5	0.03	0.05	104	0.1	0.5	0.3	0.02	0.04	C37–38
Bone	248	0.2	1.2	1.1	0.07	0.09	217	0.2	1.1	1.0	0.07	0.08	C40–41
Melanoma of skin	14113	11.3	70.9	42.1	2.39	4.79	9628	9.3	47.6	29.2	1.94	3.22	C43
Other skin	33	0.0	0.2	0.1	0.00	0.01	44	0.0	0.2	0.1	0.01	0.01	C44
Mesothelioma	1049	0.8	5.3	2.4	0.05	0.25	244	0.2	1.2	0.6	0.02	0.07	C45
Kaposi sarcoma	98	0.1	0.5	0.3	0.02	0.03	20	0.0	0.1	0.0	0.00	0.00	C46
Connective and soft tissue	703	0.6	3.5	2.4	0.14	0.23	574	0.6	2.8	2.0	0.13	0.19	C47+C49
Breast	225	0.2	1.1	0.6	0.03	0.07	29503	28.6	145.9	93.2	6.69	10.88	C50
Vulva							607	0.6	3.0	1.6	0.09	0.18	C51
Vagina							126	0.1	0.6	0.3	0.02	0.04	C52
Cervix uteri							1406	1.4	7.0	5.2	0.40	0.50	C53
Corpus uteri							4196	4.1	20.8	12.5	0.85	1.58	C54
Uterus unspecified							289	0.3	1.4	0.8	0.05	0.09	C55
Ovary							2425	2.4	12.0	7.2	0.45	0.79	C56
Other female genital organs							351	0.3	1.7	1.0	0.06	0.11	C57
Placenta							22	0.0	0.1	0.1	0.01	0.01	C58
Penis	178	0.1	0.9	0.5	0.03	0.05							C60
Prostate	34362	27.5	172.7	99.5	5.07	13.36							C61
Testis	1338	1.1	6.7	6.3	0.47	0.49							C62
Other male genital organs	59	0.0	0.3	0.2	0.01	0.02							C63
Kidney	3783	3.0	19.0	12.1	0.79	1.45	2016	2.0	10.0	6.0	0.37	0.68	C64
Renal pelvis	334	0.3	1.7	0.8	0.03	0.10	284	0.3	1.4	0.5	0.02	0.06	C65
Ureter	161	0.1	0.8	0.4	0.01	0.04	94	0.1	0.5	0.2	0.00	0.02	C66
Bladder	3453	2.8	17.4	8.5	0.29	0.91	1101	1.1	5.4	2.2	0.08	0.23	C67
Other urinary organs	81	0.1	0.4	0.2	0.01	0.02	36	0.0	0.2	0.1	0.00	0.01	C68
Eye	289	0.2	1.5	1.0	0.05	0.11	212	0.2	1.0	0.7	0.04	0.06	C69
Brain and nervous system	1849	1.5	9.3	6.7	0.42	0.68	1239	1.2	6.1	4.4	0.27	0.42	C70–72
Thyroid	1579	1.3	7.9	5.8	0.44	0.62	4448	4.3	22.0	17.0	1.33	1.71	C73
Adrenal gland	102	0.1	0.5	0.5	0.03	0.04	91	0.1	0.5	0.5	0.03	0.03	C74
Other endocrine	51	0.0	0.3	0.3	0.02	0.02	33	0.0	0.2	0.2	0.01	0.01	C75
Hodgkin lymphoma	599	0.5	3.0	2.6	0.17	0.22	517	0.5	2.6	2.4	0.15	0.18	C81
Non-Hodgkin lymphoma	4990	4.0	25.1	15.1	0.83	1.66	3756	3.6	18.6	10.3	0.58	1.16	C82–86,C96
Immunoproliferative diseases	225	0.2	1.1	0.6	0.03	0.07	202	0.2	1.0	0.5	0.03	0.06	C88
Multiple myeloma	1834	1.5	9.2	5.0	0.24	0.60	1333	1.3	6.6	3.3	0.16	0.40	C90
Lymphoid leukaemia	2416	1.9	12.1	8.1	0.41	0.85	1497	1.5	7.4	4.8	0.24	0.46	C91
Myeloid leukaemia	1716	1.4	8.6	5.1	0.25	0.49	1249	1.2	6.2	3.6	0.21	0.36	C92–94
Leukaemia unspecified	79	0.1	0.4	0.2	0.01	0.01	70	0.1	0.3	0.1	0.00	0.01	C95
Myeloproliferative disorders	1004	0.8	5.0	2.9	0.16	0.32	1047	1.0	5.2	2.7	0.14	0.29	MPD
Myelodysplastic syndromes	1668	1.3	8.4	3.7	0.08	0.33	982	1.0	4.9	2.0	0.07	0.20	MPS
Other and unspecified	2688	2.1	13.5	6.7	0.27	0.65	2601	2.5	12.9	5.1	0.20	0.48	O&U
All sites	125140		629.1	366.0	19.32	43.31	103183		510.3	298.3	18.59	33.60	C00–96
All sites except C44	125107	100.0	628.9	365.9	19.32	43.30	103139	100.0	510.1	298.1	18.58	33.58	C00–96 exc.C44

*See note following population pyramid

Australia, Northern Territory

CONTRIBUTORS

Shu Qin Li
 Xiao Hua Zhang
 Shayne Pomeroy
 Sarah Dugdale
 Karen Dempsey
 Jacqueline Willets
 Kirby Chin
 Rowena Boyd



NOTES ON THE DATA

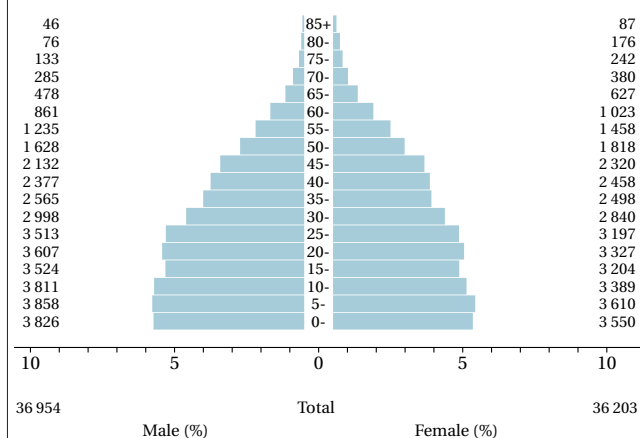
*No official mortality data. Rates based on low numbers due to small population.

†C67 (bladder cancer) includes neoplasms of uncertain or unknown behaviour together with invasive cancers.

20 major cancers, ASR (World) per 100 000

<i>Male</i>		<i>Female</i>	
Prostate	65.1	Breast	80.0
Melanoma of skin	39.1	Trachea, bronchus, and lung	27.4
Trachea, bronchus, and lung	39.0	Melanoma of skin	22.8
Colon	24.7	Colon	20.5
Bladder	17.2	Corpus uteri	16.0
Liver	14.9	Thyroid	10.0
Rectum	13.8	Rectum	9.4
Kidney	11.3	Other and unspecified	8.8
Other and unspecified	9.2	Non-Hodgkin lymphoma	6.8
Non-Hodgkin lymphoma	9.0	Cervix uteri	6.1
Pancreas	8.5	Pancreas	6.0
Oesophagus	7.5	Liver	5.3
Brain and nervous system	6.6	Gallbladder etc.	4.8
Larynx	6.5	Bladder	4.6
Tonsil	5.5	Ovary	4.5
Tongue	5.3	Kidney	4.3
Thyroid	5.0	Lymphoid leukaemia	3.8
Stomach	4.9	Myeloid leukaemia	3.5
Multiple myeloma	4.3	Brain and nervous system	2.8
Non-melanoma skin cancer	4.3	Non-melanoma skin cancer	2.3
All sites	349.2	All sites	284.2

Australia, Northern Territory: Indigenous (2013–2017)
Average annual person-years by sex and age group



SOURCE OF POPULATION

Based on data from the Australian Bureau of Statistics, which conducts a national census every 4 years followed by a post-census survey to ensure completeness of population data. Aboriginal status is derived by the Northern Territory.

NOTES ON THE DATA

*Rates based on low numbers due to small population.
†C67 (bladder cancer) includes neoplasms of uncertain or unknown behaviour together with invasive cancers.

10 major cancers, ASR (World) per 100 000

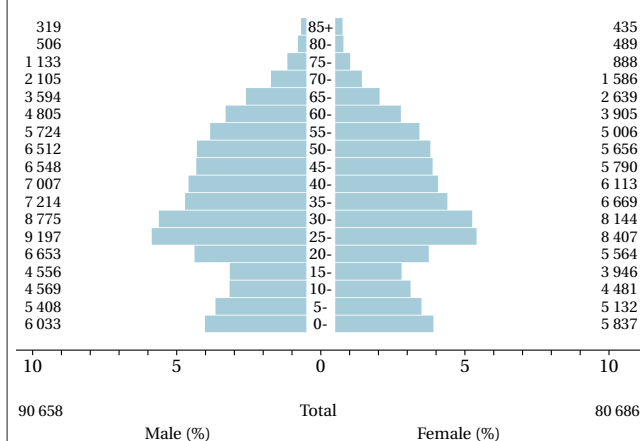
Male

Trachea, bronchus, and lung	59.4
Liver	49.0
Other and unspecified	20.8
Oesophagus	14.9
Pancreas	13.0
Prostate	12.8
Tongue	11.6
Larynx	9.7
Rectum	8.5
Hypopharynx	7.1
All sites	289.3

Female

Breast	60.0
Trachea, bronchus, and lung	34.1
Corpus uteri	19.9
Other and unspecified	17.5
Liver	16.9
Thyroid	12.8
Gallbladder etc.	12.2
Cervix uteri	10.7
Colon	9.2
Pancreas	8.2
All sites	277.7

Australia, Northern Territory: Non-Indigenous (2013–2017)
Average annual person-years by sex and age group



SOURCE OF POPULATION

Based on data from the Australian Bureau of Statistics, which conducts a national census every 4 years followed by a post-census survey to ensure completeness of population data. Aboriginal status is derived by the Northern Territory.

NOTES ON THE DATA

*Rates based on low numbers due to small population.
†C67 (bladder cancer) includes neoplasms of uncertain or unknown behaviour together with invasive cancers.

10 major cancers, ASR (World) per 100 000

Male

Prostate	73.1
Melanoma of skin	45.4
Trachea, bronchus, and lung	35.4
Colon	28.2
Bladder	19.1
Rectum	14.5
Kidney	12.9
Non-Hodgkin lymphoma	10.8
Liver	9.4
Pancreas	7.6
All sites	357.5

Female

Breast	86.0
Melanoma of skin	29.1
Trachea, bronchus, and lung	25.5
Colon	23.6
Corpus uteri	14.8
Rectum	10.8
Thyroid	8.9
Non-Hodgkin lymphoma	8.4
Other and unspecified	6.6
Pancreas	5.6
All sites	285.8

*Australia, Northern Territory (2013–2017)

SITE	Male						Female						ICD-10
	No. cases	Freq. (%)	Crude rate (per 100 000)	ASR world	Cum. rates 0–64 (%)	Cum. rates 0–74 (%)	No. cases	Freq. (%)	Crude rate (per 100 000)	ASR world	Cum. rates 0–64 (%)	Cum. rates 0–74 (%)	
Lip	16	0.7	2.5	2.2	0.13	0.25	6	0.3	1.0	1.0	0.04	0.13	C00
Tongue	40	1.7	6.3	5.3	0.42	0.58	15	0.8	2.6	2.3	0.16	0.33	C01–02
Mouth	25	1.1	3.9	3.5	0.24	0.38	10	0.6	1.7	1.5	0.08	0.14	C03–06
Salivary glands	10	0.4	1.6	1.4	0.08	0.17	4	0.2	0.7	0.6	0.04	0.04	C07–08
Tonsil	37	1.6	5.8	5.5	0.31	0.75	5	0.3	0.9	0.8	0.06	0.06	C09
Other oropharynx	7	0.3	1.1	0.9	0.06	0.06	3	0.2	0.5	0.5	0.01	0.09	C10
Nasopharynx	6	0.3	0.9	0.8	0.08	0.08	2	0.1	0.3	0.3	0.04	0.04	C11
Hypopharynx	14	0.6	2.2	1.8	0.14	0.19	1	0.1	0.2	0.1	0.02	0.02	C12–13
Pharynx unspecified	5	0.2	0.8	0.8	0.04	0.08	1	0.1	0.2	0.1	0.01	0.01	C14
Oesophagus	52	2.2	8.1	7.5	0.43	1.02	9	0.5	1.5	1.5	0.03	0.15	C15
Stomach	34	1.4	5.3	4.9	0.24	0.58	11	0.6	1.9	1.8	0.09	0.20	C16
Small intestine	12	0.5	1.9	1.7	0.11	0.15	8	0.4	1.4	1.3	0.07	0.19	C17
Colon	167	7.0	26.2	24.7	1.25	2.89	127	7.0	21.7	20.5	1.04	2.00	C18
Rectum	98	4.1	15.4	13.8	0.92	1.69	61	3.4	10.4	9.4	0.60	1.31	C19–20
Anus	5	0.2	0.8	0.6	0.07	0.07	7	0.4	1.2	1.1	0.07	0.13	C21
Liver	103	4.3	16.1	14.9	0.82	1.89	35	1.9	6.0	5.3	0.35	0.69	C22
Gallbladder etc.	16	0.7	2.5	2.4	0.10	0.21	29	1.6	5.0	4.8	0.18	0.49	C23–24
Pancreas	57	2.4	8.9	8.5	0.39	1.03	38	2.1	6.5	6.0	0.28	0.68	C25
Nose, sinuses etc.	3	0.1	0.5	0.4	0.04	0.04	0	0.0	0.0	0.0	0.00	0.00	C30–31
Larynx	46	1.9	7.2	6.5	0.37	0.79	10	0.6	1.7	1.6	0.10	0.17	C32
Trachea, bronchus, and lung	260	11.0	40.7	39.0	1.71	4.71	168	9.3	28.7	27.4	1.50	3.82	C33–34
Other thoracic organs	4	0.2	0.6	0.7	0.03	0.07	3	0.2	0.5	0.6	0.00	0.13	C37–38
Bone	8	0.3	1.3	1.2	0.06	0.13	5	0.3	0.9	1.0	0.05	0.05	C40–41
Melanoma of skin	269	11.3	42.2	39.1	1.91	4.93	147	8.2	25.2	22.8	1.33	2.46	C43
Other skin	31	1.3	4.9	4.3	0.29	0.48	16	0.9	2.7	2.3	0.19	0.22	C44
Mesothelioma	11	0.5	1.7	1.7	0.06	0.26	2	0.1	0.3	0.3	0.02	0.07	C45
Kaposi sarcoma	1	0.0	0.2	0.2	0.00	0.00	0	0.0	0.0	0.0	0.00	0.00	C46
Connective and soft tissue	20	0.8	3.1	3.1	0.12	0.34	13	0.7	2.2	2.0	0.12	0.23	C47+C49
Breast	8	0.3	1.3	1.1	0.06	0.17	524	29.1	89.7	80.0	5.59	9.27	C50
Vulva							13	0.7	2.2	2.0	0.14	0.17	C51
Vagina							6	0.3	1.0	0.9	0.10	0.10	C52
Cervix uteri							44	2.4	7.5	6.1	0.49	0.49	C53
Corpus uteri							106	5.9	18.1	16.0	1.23	1.88	C54
Uterus unspecified							1	0.1	0.2	0.1	0.02	0.02	C55
Ovary							29	1.6	5.0	4.5	0.28	0.56	C56
Other female genital organs							7	0.4	1.2	1.1	0.07	0.12	C57
Placenta							1	0.1	0.2	0.1	0.01	0.01	C58
Penis	3	0.1	0.5	0.4	0.03	0.07							C60
Prostate	446	18.8	69.9	65.1	2.86	8.93							C61
Testis	32	1.3	5.0	4.0	0.32	0.32							C62
Other male genital organs	1	0.0	0.2	0.1	0.01	0.01							C63
Kidney	80	3.4	12.5	11.3	0.68	1.27	27	1.5	4.6	4.3	0.25	0.48	C64
Renal pelvis	6	0.3	0.9	0.8	0.05	0.12	6	0.3	1.0	1.1	0.04	0.17	C65
Ureter	3	0.1	0.5	0.5	0.00	0.07	2	0.1	0.3	0.3	0.02	0.02	C66
†Bladder	117	4.9	18.3	17.2	0.69	2.07	28	1.6	4.8	4.6	0.15	0.45	C67
Other urinary organs	4	0.2	0.6	0.7	0.02	0.07	0	0.0	0.0	0.0	0.00	0.00	C68
Eye	3	0.1	0.5	0.4	0.02	0.06	5	0.3	0.9	0.8	0.08	0.08	C69
Brain and nervous system	44	1.9	6.9	6.6	0.43	0.59	18	1.0	3.1	2.8	0.12	0.39	C70–72
Thyroid	36	1.5	5.6	5.0	0.36	0.56	68	3.8	11.6	10.0	0.78	1.00	C73
Adrenal gland	2	0.1	0.3	0.2	0.02	0.02	2	0.1	0.3	0.5	0.02	0.02	C74
Other endocrine	1	0.0	0.2	0.1	0.02	0.02	0	0.0	0.0	0.0	0.00	0.00	C75
Hodgkin lymphoma	9	0.4	1.4	1.2	0.09	0.13	10	0.6	1.7	1.6	0.11	0.11	C81
Non-Hodgkin lymphoma	61	2.6	9.6	9.0	0.47	1.12	42	2.3	7.2	6.8	0.41	0.76	C82–86,C96
Immunoproliferative diseases	3	0.1	0.5	0.4	0.05	0.05	9	0.5	1.5	1.3	0.11	0.11	C88
Multiple myeloma	31	1.3	4.9	4.3	0.27	0.56	10	0.6	1.7	1.7	0.06	0.23	C90
Lymphoid leukaemia	25	1.1	3.9	3.9	0.16	0.47	21	1.2	3.6	3.8	0.17	0.36	C91
Myeloid leukaemia	23	1.0	3.6	3.5	0.18	0.37	22	1.2	3.8	3.5	0.18	0.34	C92–94
Leukaemia unspecified	4	0.2	0.6	0.7	0.04	0.06	2	0.1	0.3	0.2	0.03	0.03	C95
Myeloproliferative disorders	27	1.1	4.2	4.0	0.10	0.45	14	0.8	2.4	2.1	0.16	0.27	MPD
Myelodysplastic syndromes	14	0.6	2.2	2.1	0.06	0.25	11	0.6	1.9	1.8	0.04	0.17	MPS
Other and unspecified	62	2.6	9.7	9.2	0.54	1.08	54	3.0	9.2	8.8	0.38	0.81	O&U
All sites	2402		376.5	349.2	17.97	42.72	1818		311.1	284.2	17.51	32.23	C00–96
All sites except C44	2371	100.0	371.6	344.9	17.68	42.24	1802	100.0	308.3	281.9	17.33	32.02	C00–96 exc.C44

*†See note following population pyramid

*Australia, Northern Territory: Indigenous (2013–2017)

SITE	Male						Female						ICD-10
	No. cases	Freq. (%)	Crude rate (per 100 000)	ASR world	Cum. rates 0–64 (%)	Cum. rates 0–74 (%)	No. cases	Freq. (%)	Crude rate (per 100 000)	ASR world	Cum. rates 0–64 (%)	Cum. rates 0–74 (%)	
Lip	0	0.0	0.0	0.0	0.00	0.00	2	0.5	1.1	1.3	0.14	0.14	C00
Tongue	17	5.1	9.2	11.6	1.29	1.29	7	1.7	3.9	5.2	0.22	0.91	C01–02
Mouth	5	1.5	2.7	3.4	0.37	0.37	3	0.7	1.7	1.9	0.11	0.11	C03–06
Salivary glands	2	0.6	1.1	1.1	0.10	0.10	3	0.7	1.7	1.8	0.18	0.18	C07–08
Tonsil	5	1.5	2.7	4.5	0.14	0.84	3	0.7	1.7	1.8	0.17	0.17	C09
Other oropharynx	5	1.5	2.7	3.9	0.24	0.24	3	0.7	1.7	2.4	0.04	0.46	C10
Nasopharynx	1	0.3	0.5	0.4	0.03	0.03	2	0.5	1.1	1.3	0.17	0.17	C11
Hypopharynx	9	2.7	4.9	7.1	0.45	0.66	0	0.0	0.0	0.0	0.00	0.00	C12–13
Pharynx unspecified	2	0.6	1.1	1.3	0.14	0.14	0	0.0	0.0	0.0	0.00	0.00	C14
Oesophagus	15	4.5	8.1	14.9	0.64	2.67	2	0.5	1.1	1.1	0.04	0.04	C15
Stomach	7	2.1	3.8	6.4	0.27	0.68	6	1.5	3.3	4.5	0.40	0.67	C16
Small intestine	2	0.6	1.1	0.9	0.08	0.08	2	0.5	1.1	1.7	0.10	0.26	C17
Colon	8	2.4	4.3	6.4	0.37	0.58	15	3.6	8.3	9.2	0.53	0.53	C18
Rectum	12	3.6	6.5	8.5	0.73	1.08	5	1.2	2.8	3.3	0.25	0.41	C19–20
Anus	2	0.6	1.1	1.2	0.11	0.11	2	0.5	1.1	1.0	0.08	0.08	C21
Liver	48	14.3	26.0	49.0	1.88	6.51	25	6.1	13.8	16.9	1.18	2.34	C22
Gallbladder etc.	4	1.2	2.2	4.3	0.26	0.26	17	4.1	9.4	12.2	0.46	1.14	C23–24
Pancreas	14	4.2	7.6	13.0	0.74	1.51	11	2.7	6.1	8.2	0.38	0.70	C25
Nose, sinuses etc.	2	0.6	1.1	1.4	0.16	0.16	0	0.0	0.0	0.0	0.00	0.00	C30–31
Larynx	12	3.6	6.5	9.7	0.62	1.39	7	1.7	3.9	5.2	0.40	0.56	C32
Trachea, bronchus, and lung	59	17.6	31.9	59.4	3.24	7.30	47	11.4	26.0	34.1	2.16	4.91	C33–34
Other thoracic organs	1	0.3	0.5	1.5	0.00	0.00	1	0.2	0.6	1.0	0.00	0.16	C37–38
Bone	1	0.3	0.5	0.4	0.03	0.03	0	0.0	0.0	0.0	0.00	0.00	C40–41
Melanoma of skin	2	0.6	1.1	1.9	0.04	0.39	1	0.2	0.6	0.4	0.04	0.04	C43
Other skin	2	0.6	1.1	1.4	0.16	0.16	0	0.0	0.0	0.0	0.00	0.00	C44
Mesothelioma	0	0.0	0.0	0.0	0.00	0.00	1	0.2	0.6	0.5	0.07	0.07	C45
Kaposi sarcoma	0	0.0	0.0	0.0	0.00	0.00	0	0.0	0.0	0.0	0.00	0.00	C46
Connective and soft tissue	0	0.0	0.0	0.0	0.00	0.00	7	1.7	3.9	4.4	0.22	0.54	C47+C49
Breast	0	0.0	0.0	0.0	0.00	0.00	89	21.6	49.2	60.0	4.18	6.98	C50
Vulva							7	1.7	3.9	3.5	0.29	0.29	C51
Vagina							1	0.2	0.6	0.5	0.04	0.04	C52
Cervix uteri							20	4.9	11.0	10.7	0.84	0.84	C53
Corpus uteri							30	7.3	16.6	19.9	1.56	2.51	C54
Uterus unspecified							0	0.0	0.0	0.0	0.00	0.00	C55
Ovary							5	1.2	2.8	3.0	0.19	0.35	C56
Other female genital organs							1	0.2	0.6	1.1	0.00	0.26	C57
Placenta							1	0.2	0.6	0.5	0.03	0.03	C58
Penis	1	0.3	0.5	0.6	0.08	0.08							C60
Prostate	12	3.6	6.5	12.8	0.50	0.92							C61
Testis	5	1.5	2.7	2.3	0.19	0.19							C62
Other male genital organs	1	0.3	0.5	0.6	0.08	0.08							C63
Kidney	4	1.2	2.2	2.8	0.32	0.32	7	1.7	3.9	5.1	0.20	0.52	C64
Renal pelvis	3	0.9	1.6	2.9	0.18	0.53	1	0.2	0.6	0.5	0.07	0.07	C65
Ureter	0	0.0	0.0	0.0	0.00	0.00	1	0.2	0.6	0.8	0.10	0.10	C66
†Bladder	7	2.1	3.8	5.0	0.39	0.60	3	0.7	1.7	2.8	0.10	0.52	C67
Other urinary organs	1	0.3	0.5	0.5	0.04	0.04	0	0.0	0.0	0.0	0.00	0.00	C68
Eye	0	0.0	0.0	0.0	0.00	0.00	0	0.0	0.0	0.0	0.00	0.00	C69
Brain and nervous system	9	2.7	4.9	5.4	0.48	0.48	3	0.7	1.7	1.5	0.13	0.13	C70–72
Thyroid	9	2.7	4.9	5.8	0.41	0.41	22	5.3	12.2	12.8	0.91	1.33	C73
Adrenal gland	1	0.3	0.5	0.5	0.04	0.04	1	0.2	0.6	0.7	0.03	0.03	C74
Other endocrine	0	0.0	0.0	0.0	0.00	0.00	0	0.0	0.0	0.0	0.00	0.00	C75
Hodgkin lymphoma	2	0.6	1.1	1.1	0.11	0.11	2	0.5	1.1	1.1	0.09	0.09	C81
Non-Hodgkin lymphoma	1	0.3	0.5	0.5	0.04	0.04	2	0.5	1.1	1.6	0.20	0.20	C82–86,C96
Immunoproliferative diseases	0	0.0	0.0	0.0	0.00	0.00	1	0.2	0.6	0.6	0.06	0.06	C88
Multiple myeloma	3	0.9	1.6	2.6	0.11	0.46	3	0.7	1.7	2.3	0.07	0.23	C90
Lymphoid leukaemia	6	1.8	3.2	5.7	0.13	0.90	4	1.0	2.2	3.0	0.17	0.43	C91
Myeloid leukaemia	6	1.8	3.2	3.2	0.26	0.26	7	1.7	3.9	4.5	0.24	0.40	C92–94
Leukaemia unspecified	2	0.6	1.1	0.9	0.05	0.05	1	0.2	0.6	0.5	0.07	0.07	C95
Myeloproliferative disorders	2	0.6	1.1	1.0	0.08	0.08	4	1.0	2.2	3.3	0.17	0.59	MPD
Myelodysplastic syndromes	1	0.3	0.5	0.5	0.04	0.04	1	0.2	0.6	0.5	0.04	0.04	MPS
Other and unspecified	24	7.2	13.0	20.8	1.44	2.14	23	5.6	12.7	17.5	0.75	1.81	O&U
All sites	337		182.4	289.3	17.07	34.38	412		227.6	277.7	17.85	32.50	C00–96
All sites except C44	335	100.0	181.3	287.9	16.92	34.22	412	100.0	227.6	277.7	17.85	32.50	C00–96 exc.C44

*†See note following population pyramid

*Australia, Northern Territory: Non-Indigenous (2013–2017)

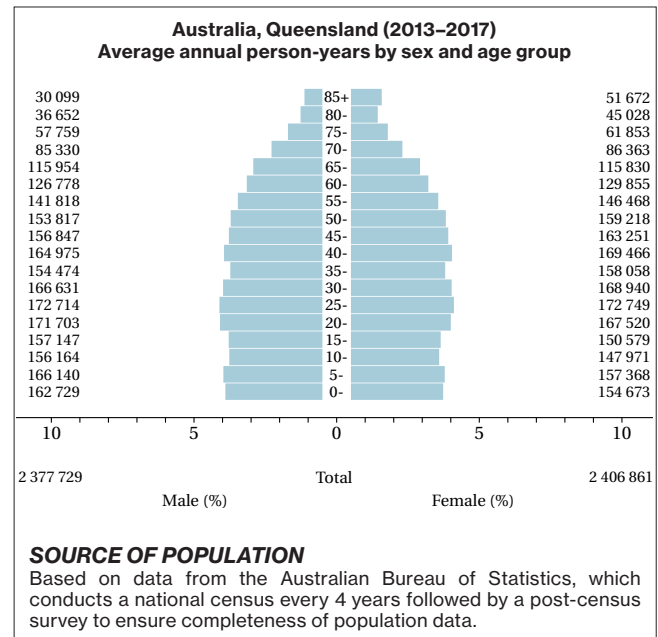
SITE	Male						Female						ICD-10
	No. cases	Freq. (%)	Crude rate (per 100 000)	ASR world	Cum. rates 0–64 (%)	Cum. rates 0–74 (%)	No. cases	Freq. (%)	Crude rate (per 100 000)	ASR world	Cum. rates 0–64 (%)	Cum. rates 0–74 (%)	
Lip	16	0.8	3.5	2.7	0.17	0.30	4	0.3	1.0	0.9	0.01	0.12	C00
Tongue	23	1.1	5.1	3.7	0.22	0.41	8	0.6	2.0	1.5	0.14	0.18	C01–02
Mouth	20	1.0	4.4	3.4	0.21	0.37	7	0.5	1.7	1.4	0.08	0.14	C03–06
Salivary glands	8	0.4	1.8	1.4	0.07	0.17	1	0.1	0.2	0.2	0.00	0.00	C07–08
Tonsil	32	1.6	7.1	5.6	0.34	0.74	2	0.1	0.5	0.4	0.03	0.03	C09
Other oropharynx	2	0.1	0.4	0.3	0.02	0.02	0	0.0	0.0	0.0	0.00	0.00	C10
Nasopharynx	5	0.2	1.1	0.9	0.09	0.09	0	0.0	0.0	0.0	0.00	0.00	C11
Hypopharynx	5	0.2	1.1	0.8	0.07	0.09	1	0.1	0.2	0.2	0.02	0.02	C12–13
Pharynx unspecified	3	0.1	0.7	0.6	0.02	0.06	1	0.1	0.2	0.2	0.02	0.02	C14
Oesophagus	37	1.8	8.2	6.3	0.38	0.78	7	0.5	1.7	1.5	0.02	0.17	C15
Stomach	27	1.3	6.0	4.6	0.23	0.56	5	0.4	1.2	1.1	0.00	0.08	C16
Small intestine	10	0.5	2.2	1.7	0.11	0.15	6	0.4	1.5	1.3	0.07	0.17	C17
Colon	159	7.8	35.1	28.2	1.46	3.29	112	8.1	27.8	23.6	1.20	2.38	C18
Rectum	86	4.2	19.0	14.5	0.96	1.78	54	3.9	13.4	10.8	0.67	1.51	C19–20
Anus	3	0.1	0.7	0.4	0.05	0.05	5	0.4	1.2	1.0	0.07	0.13	C21
Liver	55	2.7	12.1	9.4	0.58	1.17	10	0.7	2.5	2.0	0.10	0.23	C22
Gallbladder etc.	12	0.6	2.6	2.1	0.07	0.19	12	0.9	3.0	2.7	0.09	0.31	C23–24
Pancreas	43	2.1	9.5	7.6	0.32	0.94	27	2.0	6.7	5.6	0.26	0.68	C25
Nose, sinuses etc.	1	0.0	0.2	0.2	0.02	0.02	0	0.0	0.0	0.0	0.00	0.00	C30–31
Larynx	34	1.7	7.5	5.7	0.30	0.68	3	0.2	0.7	0.6	0.02	0.06	C32
Trachea, bronchus, and lung	201	9.9	44.3	35.4	1.40	4.27	121	8.8	30.0	25.5	1.30	3.52	C33–34
Other thoracic organs	3	0.1	0.7	0.8	0.04	0.08	2	0.1	0.5	0.5	0.00	0.13	C37–38
Bone	7	0.3	1.5	1.5	0.08	0.15	5	0.4	1.2	1.6	0.08	0.08	C40–41
Melanoma of skin	262	12.9	57.8	45.4	2.32	5.68	141	10.2	35.0	29.1	1.72	3.12	C43
Other skin	29	1.4	6.4	4.9	0.33	0.55	15	1.1	3.7	2.9	0.23	0.26	C44
Mesothelioma	11	0.5	2.4	1.9	0.08	0.29	1	0.1	0.2	0.3	0.00	0.06	C45
Kaposi sarcoma	1	0.0	0.2	0.2	0.00	0.00	0	0.0	0.0	0.0	0.00	0.00	C46
Connective and soft tissue	20	1.0	4.4	3.7	0.15	0.40	6	0.4	1.5	1.2	0.08	0.15	C47+C49
Breast	8	0.4	1.8	1.3	0.07	0.20	431	31.3	106.8	86.0	6.00	9.89	C50
Vulva							6	0.4	1.5	1.3	0.07	0.11	C51
Vagina							5	0.4	1.2	0.9	0.11	0.11	C52
Cervix uteri							24	1.7	5.9	4.6	0.38	0.38	C53
Corpus uteri							76	5.5	18.8	14.8	1.13	1.71	C54
Uterus unspecified							1	0.1	0.2	0.2	0.02	0.02	C55
Ovary							24	1.7	5.9	5.0	0.31	0.61	C56
Other female genital organs							6	0.4	1.5	1.1	0.09	0.09	C57
Placenta							0	0.0	0.0	0.0	0.00	0.00	C58
Penis	2	0.1	0.4	0.3	0.02	0.06							C60
Prostate	431	21.3	95.1	73.1	3.30	10.10							C61
Testis	27	1.3	6.0	4.7	0.37	0.37							C62
Other male genital organs	0	0.0	0.0	0.0	0.00	0.00							C63
Kidney	75	3.7	16.5	12.9	0.78	1.42	20	1.5	5.0	4.2	0.27	0.47	C64
Renal pelvis	3	0.1	0.7	0.5	0.03	0.06	5	0.4	1.2	1.2	0.03	0.19	C65
Ureter	3	0.1	0.7	0.6	0.00	0.08	1	0.1	0.2	0.2	0.00	0.00	C66
†Bladder	110	5.4	24.3	19.1	0.76	2.29	25	1.8	6.2	5.2	0.17	0.44	C67
Other urinary organs	3	0.1	0.7	0.6	0.02	0.06	0	0.0	0.0	0.0	0.00	0.00	C68
Eye	3	0.1	0.7	0.5	0.03	0.08	5	0.4	1.2	1.1	0.10	0.10	C69
Brain and nervous system	35	1.7	7.7	6.9	0.43	0.61	15	1.1	3.7	3.1	0.11	0.46	C70–72
Thyroid	27	1.3	6.0	4.9	0.34	0.58	46	3.3	11.4	8.9	0.72	0.90	C73
Adrenal gland	1	0.0	0.2	0.2	0.01	0.01	1	0.1	0.2	0.4	0.02	0.02	C74
Other endocrine	1	0.0	0.2	0.2	0.02	0.02	0	0.0	0.0	0.0	0.00	0.00	C75
Hodgkin lymphoma	7	0.3	1.5	1.2	0.09	0.13	8	0.6	2.0	2.2	0.14	0.14	C81
Non-Hodgkin lymphoma	60	3.0	13.2	10.8	0.57	1.32	40	2.9	9.9	8.4	0.49	0.93	C82–86,C96
Immunoproliferative diseases	3	0.1	0.7	0.5	0.06	0.06	8	0.6	2.0	1.6	0.12	0.12	C88
Multiple myeloma	28	1.4	6.2	4.6	0.30	0.58	7	0.5	1.7	1.5	0.06	0.23	C90
Lymphoid leukaemia	19	0.9	4.2	3.7	0.17	0.42	17	1.2	4.2	4.2	0.18	0.36	C91
Myeloid leukaemia	17	0.8	3.8	3.4	0.15	0.37	15	1.1	3.7	2.9	0.15	0.30	C92–94
Leukaemia unspecified	2	0.1	0.4	0.3	0.02	0.05	1	0.1	0.2	0.2	0.02	0.02	C95
Myeloproliferative disorders	25	1.2	5.5	4.4	0.11	0.50	10	0.7	2.5	1.9	0.16	0.20	MPD
Myelodysplastic syndromes	13	0.6	2.9	2.3	0.06	0.28	10	0.7	2.5	2.2	0.04	0.20	MPS
Other and unspecified	37	1.8	8.2	6.7	0.34	0.83	31	2.2	7.7	6.6	0.27	0.56	O&U
All sites	2055		453.4	357.5	18.12	43.76	1394		345.5	285.8	17.34	32.08	C00–96
All sites except C44	2026	100.0	447.0	352.6	17.79	43.21	1379	100.0	341.8	282.9	17.12	31.82	C00–96 exc.C44

*†See note following population pyramid

Australia, Queensland

CONTRIBUTORS

Shoni Philpot
Danica Cossio



NOTES ON THE DATA

*No official mortality data.

†C67 (bladder cancer) includes neoplasms of uncertain or unknown behaviour together with invasive cancers.

20 major cancers, ASR (World) per 100 000

<i>Male</i>		<i>Female</i>	
Prostate	102.6	Breast	97.8
Melanoma of skin	68.3	Melanoma of skin	47.4
Trachea, bronchus, and lung	34.5	Trachea, bronchus, and lung	24.0
Colon	27.3	Colon	23.1
Bladder	23.1	Thyroid	14.7
Rectum	15.5	Corpus uteri	12.9
Non-Hodgkin lymphoma	15.4	Non-Hodgkin lymphoma	10.6
Kidney	13.4	Rectum	8.8
Lymphoid leukaemia	9.4	Ovary	7.0
Other and unspecified	8.0	Cervix uteri	6.6
Pancreas	8.0	Kidney	6.6
Liver	7.2	Bladder	6.0
Stomach	7.2	Pancreas	5.9
Testis	6.9	Other and unspecified	5.7
Brain and nervous system	6.2	Lymphoid leukaemia	5.5
Multiple myeloma	6.0	Brain and nervous system	4.6
Myeloid leukaemia	5.8	Stomach	3.9
Thyroid	5.3	Multiple myeloma	3.9
Oesophagus	5.3	Myeloid leukaemia	3.8
Myeloproliferative disorders	4.6	Myeloproliferative disorders	3.4
All sites	429.4	All sites	335.4

*Australia, Queensland (2013–2017)

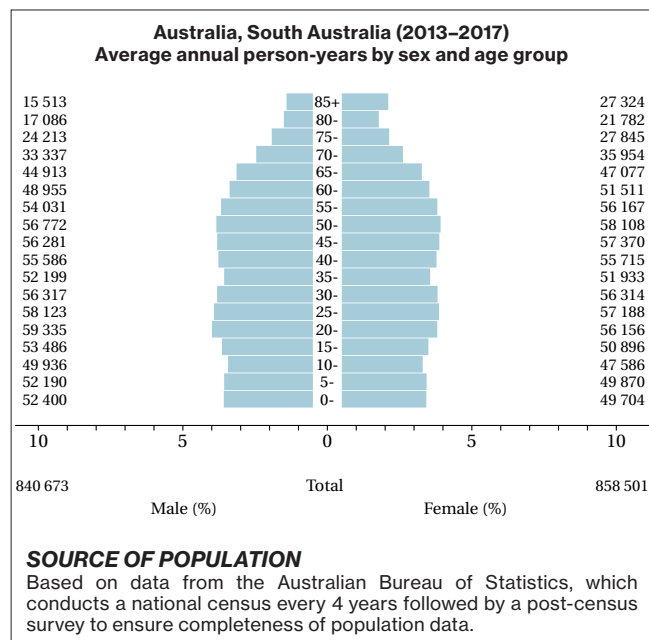
SITE	Male						Female						ICD-10
	No. cases	Freq. (%)	Crude rate (per 100 000)	ASR world	Cum. rates 0–64 (%)	Cum. rates 0–74 (%)	No. cases	Freq. (%)	Crude rate (per 100 000)	ASR world	Cum. rates 0–64 (%)	Cum. rates 0–74 (%)	
Lip	627	0.7	5.3	3.6	0.26	0.38	186	0.3	1.5	0.9	0.05	0.10	C00
Tongue	788	0.9	6.6	4.4	0.30	0.53	301	0.5	2.5	1.6	0.11	0.18	C01–02
Mouth	427	0.5	3.6	2.4	0.17	0.29	284	0.4	2.4	1.3	0.07	0.15	C03–06
Salivary glands	132	0.2	1.1	0.7	0.04	0.08	127	0.2	1.1	0.7	0.06	0.07	C07–08
Tonsil	606	0.7	5.1	3.6	0.30	0.43	121	0.2	1.0	0.7	0.06	0.08	C09
Other oropharynx	107	0.1	0.9	0.6	0.04	0.07	20	0.0	0.2	0.1	0.00	0.01	C10
Nasopharynx	74	0.1	0.6	0.4	0.03	0.05	38	0.1	0.3	0.2	0.02	0.02	C11
Hypopharynx	240	0.3	2.0	1.2	0.07	0.16	32	0.0	0.3	0.2	0.01	0.02	C12–13
Pharynx unspecified	43	0.1	0.4	0.2	0.01	0.03	10	0.0	0.1	0.0	0.00	0.01	C14
Oesophagus	1074	1.3	9.0	5.3	0.27	0.64	380	0.6	3.2	1.5	0.06	0.18	C15
Stomach	1473	1.8	12.4	7.2	0.36	0.82	870	1.3	7.2	3.9	0.20	0.44	C16
Small intestine	449	0.5	3.8	2.3	0.14	0.27	328	0.5	2.7	1.6	0.10	0.18	C17
Colon	5687	6.8	47.8	27.3	1.23	3.07	5437	8.3	45.2	23.1	1.05	2.39	C18
Rectum	3023	3.6	25.4	15.5	0.90	1.83	1800	2.7	15.0	8.8	0.54	1.01	C19–20
Anus	210	0.3	1.8	1.1	0.07	0.13	324	0.5	2.7	1.7	0.12	0.20	C21
Liver	1363	1.6	11.5	7.2	0.49	0.88	469	0.7	3.9	2.2	0.13	0.26	C22
Gallbladder etc.	449	0.5	3.8	2.0	0.07	0.24	512	0.8	4.3	2.1	0.09	0.24	C23–24
Pancreas	1677	2.0	14.1	8.0	0.38	0.94	1407	2.1	11.7	5.9	0.26	0.67	C25
Nose, sinuses etc.	109	0.1	0.9	0.6	0.03	0.07	77	0.1	0.6	0.4	0.02	0.04	C30–31
Larynx	578	0.7	4.9	2.9	0.17	0.37	74	0.1	0.6	0.4	0.03	0.04	C32
Trachea, bronchus, and lung	7424	8.8	62.4	34.5	1.45	4.19	5328	8.1	44.3	24.0	1.14	3.05	C33–34
Other thoracic organs	123	0.1	1.0	0.7	0.05	0.08	91	0.1	0.8	0.5	0.04	0.06	C37–38
Bone	142	0.2	1.2	1.0	0.07	0.09	95	0.1	0.8	0.7	0.04	0.06	C40–41
Melanoma of skin	12965	15.4	109.1	68.3	4.00	7.68	8630	13.1	71.7	47.4	3.22	5.05	C43
Other skin	655	0.8	5.5	3.0	0.13	0.30	393	0.6	3.3	1.7	0.09	0.16	C44
Mesothelioma	631	0.8	5.3	2.7	0.06	0.29	144	0.2	1.2	0.6	0.02	0.06	C45
Kaposi sarcoma	34	0.0	0.3	0.2	0.01	0.02	5	0.0	0.0	0.0	0.00	0.00	C46
Connective and soft tissue	511	0.6	4.3	2.9	0.17	0.28	350	0.5	2.9	2.0	0.11	0.18	C47+C49
Breast	161	0.2	1.4	0.8	0.04	0.10	18116	27.6	150.5	97.8	6.83	11.55	C50
Vulva							393	0.6	3.3	1.9	0.11	0.21	C51
Vagina							108	0.2	0.9	0.5	0.03	0.06	C52
Cervix uteri							997	1.5	8.3	6.6	0.52	0.60	C53
Corpus uteri							2494	3.8	20.7	12.9	0.87	1.63	C54
Uterus unspecified							74	0.1	0.6	0.3	0.02	0.04	C55
Ovary							1390	2.1	11.6	7.0	0.41	0.76	C56
Other female genital organs							233	0.4	1.9	1.1	0.06	0.15	C57
Placenta							8	0.0	0.1	0.1	0.00	0.00	C58
Penis	107	0.1	0.9	0.5	0.02	0.06							C60
Prostate	20578	24.5	173.1	102.6	5.20	13.77							C61
Testis	875	1.0	7.4	6.9	0.52	0.54							C62
Other male genital organs	39	0.0	0.3	0.2	0.01	0.02							C63
Kidney	2434	2.9	20.5	13.4	0.87	1.57	1246	1.9	10.4	6.6	0.44	0.74	C64
Renal pelvis	157	0.2	1.3	0.7	0.02	0.07	135	0.2	1.1	0.5	0.01	0.05	C65
Ureter	104	0.1	0.9	0.5	0.01	0.06	75	0.1	0.6	0.3	0.01	0.02	C66
†Bladder	5077	6.0	42.7	23.1	0.92	2.58	1465	2.2	12.2	6.0	0.25	0.68	C67
Other urinary organs	53	0.1	0.4	0.2	0.01	0.03	17	0.0	0.1	0.0	0.00	0.00	C68
Eye	250	0.3	2.1	1.4	0.09	0.16	172	0.3	1.4	1.0	0.06	0.10	C69
Brain and nervous system	1011	1.2	8.5	6.2	0.41	0.64	762	1.2	6.3	4.6	0.29	0.46	C70–72
Thyroid	847	1.0	7.1	5.3	0.38	0.57	2263	3.4	18.8	14.7	1.18	1.46	C73
Adrenal gland	33	0.0	0.3	0.3	0.01	0.02	50	0.1	0.4	0.4	0.02	0.03	C74
Other endocrine	48	0.1	0.4	0.4	0.02	0.03	46	0.1	0.4	0.3	0.02	0.03	C75
Hodgkin lymphoma	365	0.4	3.1	2.6	0.18	0.22	311	0.5	2.6	2.3	0.15	0.19	C81
Non-Hodgkin lymphoma	2929	3.5	24.6	15.4	0.82	1.72	2180	3.3	18.1	10.6	0.59	1.18	C82–86,C96
Immunoproliferative diseases	150	0.2	1.3	0.8	0.04	0.09	172	0.3	1.4	0.9	0.05	0.10	C88
Multiple myeloma	1260	1.5	10.6	6.0	0.28	0.71	891	1.4	7.4	3.9	0.20	0.46	C90
Lymphoid leukaemia	1653	2.0	13.9	9.4	0.47	1.00	989	1.5	8.2	5.5	0.29	0.54	C91
Myeloid leukaemia	1163	1.4	9.8	5.8	0.25	0.60	795	1.2	6.6	3.8	0.20	0.37	C92–94
Leukaemia unspecified	26	0.0	0.2	0.1	0.00	0.01	21	0.0	0.2	0.1	0.00	0.01	C95
Myeloproliferative disorders	892	1.1	7.5	4.6	0.24	0.53	706	1.1	5.9	3.4	0.19	0.38	MPD
Myelodysplastic syndromes	997	1.2	8.4	4.1	0.09	0.40	584	0.9	4.9	2.1	0.06	0.21	MPS
Other and unspecified	1779	2.1	15.0	8.0	0.34	0.78	1535	2.3	12.8	5.7	0.22	0.56	O&U
All sites	84609		711.7	429.4	22.54	50.50	66061		548.9	335.4	20.75	37.52	C00–96
All sites except C44	83954	100.0	706.2	426.3	22.41	50.20	65668	100.0	545.7	333.7	20.66	37.35	C00–96 exc.C44

*†See note following population pyramid

Australia, South Australia

CONTRIBUTORS

Katina D'Onise
Helen Thomas



20 major cancers, ASR (World) per 100 000

<i>Male</i>		<i>Female</i>	
Prostate	90.7	Breast	93.6
Melanoma of skin	31.3	Trachea, bronchus, and lung	21.1
Trachea, bronchus, and lung	29.2	Colon	21.1
Colon	25.3	Melanoma of skin	21.0
Non-Hodgkin lymphoma	18.1	Corpus uteri	13.7
Rectum	15.5	Non-Hodgkin lymphoma	11.5
Kidney	13.6	Thyroid	9.3
Bladder	8.6	Rectum	8.7
Lymphoid leukaemia	8.6	Ovary	6.6
Liver	8.3	Pancreas	6.6
Pancreas	8.2	Other and unspecified	6.2
Other and unspecified	7.5	Kidney	6.1
Brain and nervous system	6.9	Cervix uteri	5.3
Testis	6.8	Lymphoid leukaemia	4.8
Stomach	6.4	Brain and nervous system	4.4
Multiple myeloma	5.4	Myeloid leukaemia	3.6
Oesophagus	5.3	Multiple myeloma	3.4
Myeloid leukaemia	5.1	Stomach	3.1
Non-melanoma skin cancer	4.6	Hodgkin lymphoma	2.4
Thyroid	3.6	Non-melanoma skin cancer	2.4
All sites	351.5	All sites	285.2

Australia, South Australia (2013–2017)

SITE	Male						Female						ICD-10
	§No. cases	Freq. (%)	Crude rate (per 100 000)	ASR world	Cum. rates 0–64 0–74 (%)		§No. cases	Freq. (%)	Crude rate (per 100 000)	ASR world	Cum. rates 0–64 0–74 (%)		
Lip	262	0.9	6.2	3.6	0.23	0.41	83	0.4	1.9	0.9	0.05	0.10	C00
Tongue	232	0.8	5.5	3.4	0.25	0.44	130	0.6	3.0	1.6	0.11	0.19	C01–02
Mouth	115	0.4	2.7	1.6	0.11	0.20	83	0.4	1.9	0.9	0.05	0.12	C03–06
Salivary glands	89	0.3	2.1	1.2	0.07	0.12	47	0.2	1.1	0.6	0.04	0.06	C07–08
Tonsil	176	0.6	4.2	2.8	0.24	0.33	29	0.1	0.7	0.4	0.03	0.05	C09
Other oropharynx	43	0.2	1.0	0.6	0.05	0.07	12	0.1	0.3	0.1	0.01	0.02	C10
Nasopharynx	28	0.1	0.7	0.5	0.04	0.05	5	0.0	0.1	0.1	0.01	0.01	C11
Hypopharynx	47	0.2	1.1	0.6	0.03	0.09	11	0.0	0.3	0.1	0.01	0.02	C12–13
Pharynx unspecified	23	0.1	0.5	0.3	0.01	0.03	8	0.0	0.2	0.1	0.00	0.01	C14
Oesophagus	450	1.6	10.7	5.3	0.26	0.64	139	0.6	3.2	1.2	0.05	0.13	C15
Stomach	533	1.9	12.7	6.4	0.33	0.72	295	1.3	6.9	3.1	0.17	0.33	C16
Small intestine	146	0.5	3.5	1.8	0.09	0.21	133	0.6	3.1	1.6	0.11	0.18	C17
Colon	2145	7.8	51.0	25.3	1.23	2.82	2061	8.9	48.0	21.1	1.02	2.32	C18
Rectum	1204	4.4	28.6	15.5	0.93	1.87	737	3.2	17.2	8.7	0.54	1.01	C19–20
Anus	49	0.2	1.2	0.7	0.05	0.08	97	0.4	2.3	1.3	0.10	0.16	C21
Liver	627	2.3	14.9	8.3	0.58	0.98	210	0.9	4.9	2.1	0.11	0.22	C22
Gallbladder etc.	187	0.7	4.4	2.0	0.08	0.23	221	1.0	5.1	2.1	0.09	0.23	C23–24
Pancreas	700	2.5	16.7	8.2	0.38	0.92	674	2.9	15.7	6.6	0.31	0.74	C25
Nose, sinuses etc.	47	0.2	1.1	0.7	0.04	0.07	26	0.1	0.6	0.3	0.02	0.03	C30–31
Larynx	193	0.7	4.6	2.5	0.15	0.32	32	0.1	0.7	0.4	0.02	0.05	C32
Trachea, bronchus, and lung	2620	9.5	62.3	29.2	1.24	3.42	2059	8.9	48.0	21.1	1.03	2.65	C33–34
Other thoracic organs	35	0.1	0.8	0.5	0.03	0.05	27	0.1	0.6	0.4	0.02	0.05	C37–38
Bone	48	0.2	1.1	0.9	0.06	0.08	41	0.2	1.0	0.8	0.05	0.07	C40–41
Melanoma of skin	2346	8.5	55.8	31.3	1.86	3.57	1577	6.8	36.7	21.0	1.39	2.29	C43
Other skin	361	1.3	8.6	4.6	0.26	0.50	236	1.0	5.5	2.4	0.12	0.24	C44
Mesothelioma	265	1.0	6.3	2.6	0.08	0.30	70	0.3	1.6	0.6	0.02	0.08	C45
Kaposi sarcoma	9	0.0	0.2	0.1	0.00	0.01	5	0.0	0.1	0.0	0.00	0.01	C46
Connective and soft tissue	218	0.8	5.2	2.8	0.13	0.28	124	0.5	2.9	1.6	0.09	0.17	C47+C49
Breast	54	0.2	1.3	0.7	0.04	0.08	6808	29.5	158.6	93.6	6.74	11.05	C50
Vulva							161	0.7	3.8	1.6	0.07	0.19	C51
Vagina							41	0.2	1.0	0.5	0.03	0.06	C52
Cervix uteri							295	1.3	6.9	5.3	0.41	0.49	C53
Corpus uteri							1095	4.8	25.5	13.7	0.88	1.73	C54
Uterus unspecified							36	0.2	0.8	0.5	0.04	0.05	C55
Ovary							533	2.3	12.4	6.6	0.43	0.72	C56
Other female genital organs							81	0.4	1.9	1.0	0.07	0.12	C57
Placenta							2	0.0	0.0	0.0	0.00	0.00	C58
Penis	52	0.2	1.2	0.7	0.04	0.06							C60
Prostate	7446	27.0	177.1	90.7	4.27	12.29							C61
Testis	290	1.1	6.9	6.8	0.51	0.52							C62
Other male genital organs	15	0.1	0.4	0.2	0.01	0.02							C63
Kidney	982	3.6	23.4	13.6	0.81	1.63	484	2.1	11.3	6.1	0.37	0.72	C64
Renal pelvis	59	0.2	1.4	0.6	0.02	0.06	64	0.3	1.5	0.5	0.01	0.04	C65
Ureter	40	0.1	1.0	0.4	0.01	0.04	27	0.1	0.6	0.2	0.01	0.02	C66
Bladder	871	3.2	20.7	8.6	0.30	0.82	267	1.2	6.2	2.2	0.07	0.24	C67
Other urinary organs	11	0.0	0.3	0.1	0.01	0.01	4	0.0	0.1	0.0	0.00	0.00	C68
Eye	82	0.3	2.0	1.3	0.07	0.13	85	0.4	2.0	1.1	0.07	0.11	C69
Brain and nervous system	420	1.5	10.0	6.9	0.44	0.70	310	1.3	7.2	4.4	0.28	0.45	C70–72
Thyroid	214	0.8	5.1	3.6	0.27	0.37	522	2.3	12.2	9.3	0.72	0.92	C73
Adrenal gland	13	0.0	0.3	0.3	0.02	0.02	13	0.1	0.3	0.3	0.01	0.02	C74
Other endocrine	7	0.0	0.2	0.1	0.01	0.01	6	0.0	0.1	0.1	0.01	0.01	C75
Hodgkin lymphoma	122	0.4	2.9	2.4	0.15	0.20	115	0.5	2.7	2.4	0.16	0.19	C81
Non-Hodgkin lymphoma	1360	4.9	32.4	18.1	0.96	2.01	996	4.3	23.2	11.5	0.64	1.31	C82–86,C96
Immunoproliferative diseases	57	0.2	1.4	0.7	0.04	0.07	59	0.3	1.4	0.7	0.04	0.09	C88
Multiple myeloma	450	1.6	10.7	5.4	0.27	0.65	323	1.4	7.5	3.4	0.19	0.42	C90
Lymphoid leukaemia	578	2.1	13.8	8.6	0.46	0.89	347	1.5	8.1	4.8	0.23	0.46	C91
Myeloid leukaemia	402	1.5	9.6	5.1	0.25	0.48	287	1.2	6.7	3.6	0.20	0.32	C92–94
Leukaemia unspecified	18	0.1	0.4	0.3	0.01	0.02	16	0.1	0.4	0.1	0.00	0.00	C95
Myeloproliferative disorders	220	0.8	5.2	2.6	0.12	0.30	205	0.9	4.8	2.3	0.13	0.27	MPD
Myelodysplastic syndromes	324	1.2	7.7	3.2	0.08	0.32	208	0.9	4.8	1.8	0.06	0.18	MPS
Other and unspecified	689	2.5	16.4	7.5	0.34	0.76	713	3.1	16.6	6.2	0.27	0.62	O&U
All sites	27974		665.5	351.5	18.33	41.26	23275		542.2	285.2	17.73	32.37	C00–96
All sites except C44	27613	100.0	656.9	346.9	18.07	40.76	23039	100.0	536.7	282.9	17.62	32.13	C00–96 exc.C44

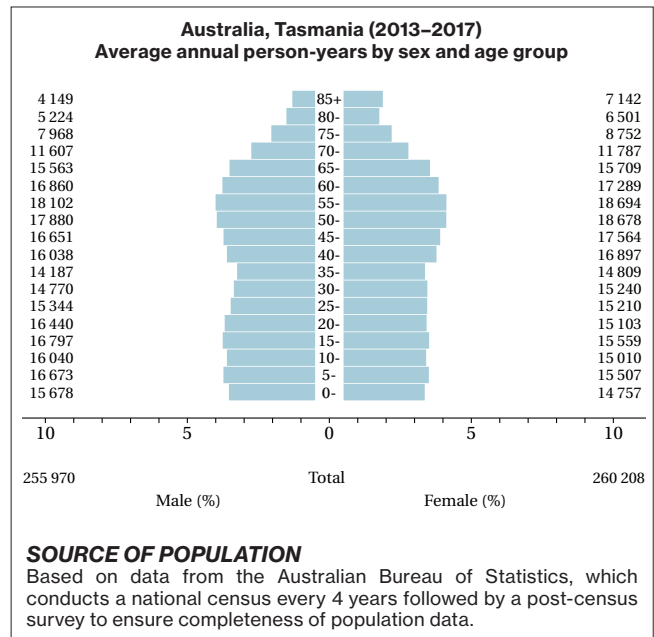
§Includes 15 cases of unknown age

§Includes 12 cases of unknown age

Australia, Tasmania

CONTRIBUTORS

Alison Venn
 Bruna S. Ragaini
 Tim Albion
 Jessica Roydhouse
 Michelle Kanschat



NOTES ON THE DATA

†C67 (bladder cancer) includes neoplasms of uncertain or unknown behaviour together with invasive cancers.

20 major cancers, ASR (World) per 100 000

<i>Male</i>		<i>Female</i>	
Prostate	94.0	Breast	93.1
Melanoma of skin	37.4	Melanoma of skin	35.3
Trachea, bronchus, and lung	34.4	Trachea, bronchus, and lung	27.1
Colon	26.3	Colon	23.0
Bladder	22.3	Non-Hodgkin lymphoma	10.5
Rectum	18.3	Corpus uteri	10.4
Kidney	15.6	Rectum	10.2
Non-Hodgkin lymphoma	14.0	Thyroid	8.7
Testis	9.9	Cervix uteri	7.6
Other and unspecified	8.8	Pancreas	7.2
Oesophagus	8.0	Kidney	7.2
Brain and nervous system	7.8	Other and unspecified	7.1
Pancreas	7.7	Bladder	5.8
Stomach	7.6	Ovary	5.7
Lymphoid leukaemia	7.5	Brain and nervous system	4.7
Liver	6.0	Lymphoid leukaemia	3.7
Lip	5.5	Multiple myeloma	3.5
Multiple myeloma	5.0	Myeloid leukaemia	3.5
Myeloid leukaemia	4.6	Stomach	3.3
Thyroid	4.5	Oesophagus	2.5
All sites	384.2	All sites	312.3

Australia, Tasmania (2013–2017)

SITE	Male						Female						ICD-10
	No. cases	Freq. (%)	Crude rate (per 100 000)	ASR world	Cum. rates 0–64 (%)	Cum. rates 0–74 (%)	No. cases	Freq. (%)	Crude rate (per 100 000)	ASR world	Cum. rates 0–64 (%)	Cum. rates 0–74 (%)	
Lip	123	1.2	9.6	5.5	0.37	0.60	45	0.6	3.5	1.4	0.07	0.14	C00
Tongue	73	0.7	5.7	3.3	0.25	0.40	38	0.5	2.9	1.6	0.11	0.17	C01–02
Mouth	43	0.4	3.4	1.7	0.09	0.22	33	0.4	2.5	1.3	0.09	0.15	C03–06
Salivary glands	22	0.2	1.7	0.8	0.03	0.08	15	0.2	1.2	0.8	0.04	0.07	C07–08
Tonsil	51	0.5	4.0	2.5	0.22	0.31	14	0.2	1.1	0.7	0.06	0.08	C09
Other oropharynx	8	0.1	0.6	0.3	0.02	0.04	1	0.0	0.1	0.1	0.01	0.01	C10
Nasopharynx	3	0.0	0.2	0.2	0.02	0.02	4	0.1	0.3	0.2	0.02	0.02	C11
Hypopharynx	14	0.1	1.1	0.6	0.04	0.08	3	0.0	0.2	0.1	0.00	0.01	C12–13
Pharynx unspecified	10	0.1	0.8	0.5	0.04	0.06	3	0.0	0.2	0.1	0.01	0.01	C14
Oesophagus	212	2.2	16.6	8.0	0.41	0.98	85	1.1	6.5	2.5	0.10	0.29	C15
Stomach	196	2.0	15.3	7.6	0.40	0.78	92	1.2	7.1	3.3	0.17	0.40	C16
Small intestine	32	0.3	2.5	1.5	0.11	0.17	36	0.5	2.8	1.3	0.08	0.15	C17
Colon	743	7.5	58.1	26.3	1.13	2.88	728	9.2	56.0	23.0	1.03	2.48	C18
Rectum	458	4.7	35.8	18.3	1.06	2.27	277	3.5	21.3	10.2	0.54	1.17	C19–20
Anus	26	0.3	2.0	1.0	0.06	0.11	37	0.5	2.8	1.7	0.14	0.21	C21
Liver	161	1.6	12.6	6.0	0.31	0.77	58	0.7	4.5	2.0	0.13	0.22	C22
Gallbladder etc.	61	0.6	4.8	2.0	0.07	0.22	64	0.8	4.9	1.9	0.08	0.23	C23–24
Pancreas	213	2.2	16.6	7.7	0.37	0.87	232	2.9	17.8	7.2	0.38	0.75	C25
Nose, sinuses etc.	25	0.3	2.0	1.0	0.07	0.11	9	0.1	0.7	0.4	0.02	0.04	C30–31
Larynx	69	0.7	5.4	2.6	0.16	0.34	5	0.1	0.4	0.2	0.02	0.02	C32
Trachea, bronchus, and lung	998	10.1	78.0	34.4	1.33	4.14	814	10.2	62.6	27.1	1.27	3.43	C33–34
Other thoracic organs	12	0.1	0.9	0.6	0.04	0.05	8	0.1	0.6	0.3	0.02	0.04	C37–38
Bone	17	0.2	1.3	1.3	0.09	0.11	8	0.1	0.6	0.6	0.03	0.04	C40–41
Melanoma of skin	910	9.2	71.1	37.4	2.27	4.23	798	10.0	61.3	35.3	2.52	3.84	C43
Other skin	43	0.4	3.4	1.3	0.05	0.12	29	0.4	2.2	0.8	0.03	0.06	C44
Mesothelioma	42	0.4	3.3	1.4	0.05	0.17	14	0.2	1.1	0.4	0.01	0.05	C45
Kaposi sarcoma	1	0.0	0.1	0.1	0.01	0.01	0	0.0	0.0	0.0	0.00	0.00	C46
Connective and soft tissue	52	0.5	4.1	2.5	0.16	0.24	38	0.5	2.9	1.9	0.14	0.19	C47+C49
Breast	22	0.2	1.7	0.8	0.05	0.09	2150	27.0	165.3	93.1	6.42	10.89	C50
Vulva							52	0.7	4.0	2.2	0.14	0.24	C51
Vagina							17	0.2	1.3	0.6	0.04	0.06	C52
Cervix uteri							124	1.6	9.5	7.6	0.58	0.70	C53
Corpus uteri							271	3.4	20.8	10.4	0.70	1.31	C54
Uterus unspecified							20	0.3	1.5	0.8	0.04	0.08	C55
Ovary							140	1.8	10.8	5.7	0.32	0.63	C56
Other female genital organs							59	0.7	4.5	2.0	0.08	0.24	C57
Placenta							0	0.0	0.0	0.0	0.00	0.00	C58
Penis	16	0.2	1.3	0.6	0.03	0.06							C60
Prostate	2515	25.5	196.5	94.0	4.79	12.62							C61
Testis	125	1.3	9.8	9.9	0.76	0.79							C62
Other male genital organs	7	0.1	0.5	0.4	0.02	0.04							C63
Kidney	360	3.7	28.1	15.6	1.03	1.88	174	2.2	13.4	7.2	0.49	0.84	C64
Renal pelvis	25	0.3	2.0	0.8	0.02	0.08	16	0.2	1.2	0.4	0.02	0.04	C65
Ureter	13	0.1	1.0	0.4	0.01	0.03	8	0.1	0.6	0.3	0.02	0.02	C66
†Bladder	656	6.7	51.3	22.3	0.84	2.46	186	2.3	14.3	5.8	0.28	0.65	C67
Other urinary organs	8	0.1	0.6	0.3	0.01	0.02	1	0.0	0.1	0.0	0.00	0.01	C68
Eye	15	0.2	1.2	0.7	0.04	0.09	18	0.2	1.4	0.9	0.05	0.07	C69
Brain and nervous system	151	1.5	11.8	7.8	0.52	0.81	98	1.2	7.5	4.7	0.30	0.42	C70–72
Thyroid	88	0.9	6.9	4.5	0.34	0.49	150	1.9	11.5	8.7	0.66	0.83	C73
Adrenal gland	2	0.0	0.2	0.1	0.01	0.01	7	0.1	0.5	0.5	0.03	0.03	C74
Other endocrine	9	0.1	0.7	0.6	0.04	0.05	8	0.1	0.6	0.6	0.05	0.05	C75
Hodgkin lymphoma	50	0.5	3.9	3.4	0.23	0.29	29	0.4	2.2	2.2	0.14	0.17	C81
Non-Hodgkin lymphoma	334	3.4	26.1	14.0	0.88	1.52	281	3.5	21.6	10.5	0.66	1.23	C82–86,C96
Immunoproliferative diseases	27	0.3	2.1	1.0	0.03	0.11	12	0.2	0.9	0.4	0.03	0.06	C88
Multiple myeloma	139	1.4	10.9	5.0	0.28	0.54	105	1.3	8.1	3.5	0.20	0.38	C90
Lymphoid leukaemia	179	1.8	14.0	7.5	0.32	0.73	93	1.2	7.1	3.7	0.18	0.40	C91
Myeloid leukaemia	125	1.3	9.8	4.6	0.18	0.47	95	1.2	7.3	3.5	0.19	0.35	C92–94
Leukaemia unspecified	5	0.1	0.4	0.1	0.00	0.00	7	0.1	0.5	0.4	0.02	0.02	C95
Myeloproliferative disorders	40	0.4	3.1	1.8	0.10	0.19	39	0.5	3.0	1.7	0.11	0.19	MPD
Myelodysplastic syndromes	94	1.0	7.3	2.9	0.10	0.26	61	0.8	4.7	1.6	0.06	0.13	MPS
Other and unspecified	264	2.7	20.6	8.8	0.34	0.94	269	3.4	20.7	7.1	0.27	0.64	O&U
All sites	9887		772.5	384.2	20.18	44.96	7978		613.2	312.3	19.20	34.96	C00–96
All sites except C44	9844	100.0	769.2	382.9	20.13	44.84	7949	100.0	611.0	311.5	19.16	34.90	C00–96 exc.C44

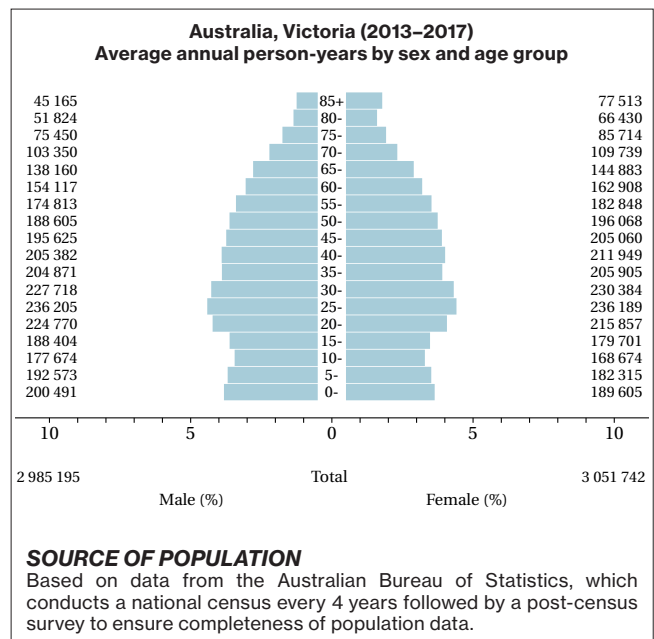
†See note following population pyramid

Australia, Victoria

CONTRIBUTORS

Sue Evans

Luc te Marvelde



NOTES ON THE DATA

*No official mortality data.

†C67 (bladder cancer) includes neoplasms of uncertain or unknown behaviour together with invasive cancers.

20 major cancers, ASR (World) per 100 000

<i>Male</i>		<i>Female</i>	
Prostate	90.9	Breast	90.7
Melanoma of skin	31.1	Melanoma of skin	23.6
Trachea, bronchus, and lung	26.6	Colon	20.0
Colon	23.4	Trachea, bronchus, and lung	19.3
Bladder	21.8	Corpus uteri	14.5
Non-Hodgkin lymphoma	16.2	Thyroid	11.4
Rectum	15.2	Non-Hodgkin lymphoma	11.1
Kidney	12.5	Rectum	8.9
Other and unspecified	12.1	Other and unspecified	8.8
Lymphoid leukaemia	8.8	Ovary	6.5
Liver	8.4	Kidney	6.1
Pancreas	7.5	Pancreas	6.0
Stomach	7.1	Bladder	5.7
Brain and nervous system	7.0	Lymphoid leukaemia	5.4
Testis	6.6	Cervix uteri	4.7
Multiple myeloma	5.8	Brain and nervous system	4.6
Myeloid leukaemia	5.7	Multiple myeloma	3.6
Oesophagus	4.7	Myeloid leukaemia	3.6
Myeloproliferative disorders	4.1	Stomach	3.4
Thyroid	4.0	Myeloproliferative disorders	3.1
All sites	359.1	All sites	290.3

*Australia, Victoria (2013–2017)

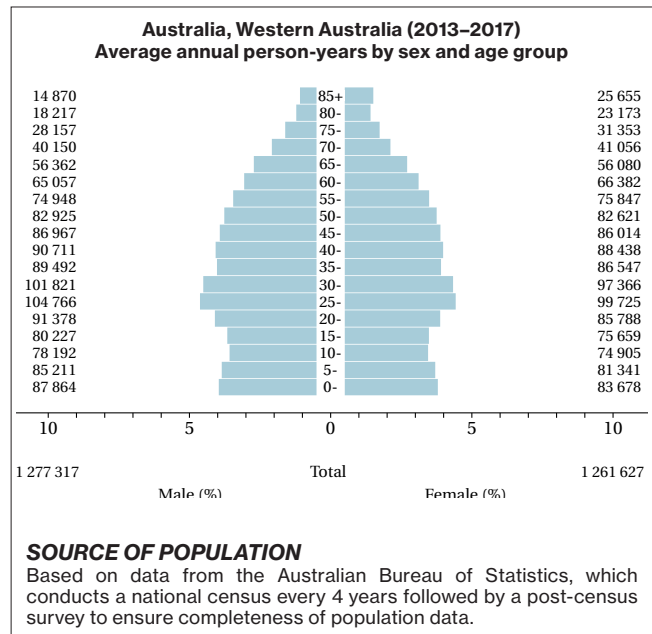
SITE	Male						Female						ICD-10
	No. cases	Freq. (%)	Crude rate (per 100 000)	ASR world	Cum. rates 0–64 (%)	Cum. rates 0–74 (%)	No. cases	Freq. (%)	Crude rate (per 100 000)	ASR world	Cum. rates 0–64 (%)	Cum. rates 0–74 (%)	
Lip	622	0.7	4.2	2.6	0.17	0.28	266	0.4	1.7	0.8	0.04	0.09	C00
Tongue	671	0.7	4.5	3.0	0.21	0.37	321	0.4	2.1	1.3	0.09	0.15	C01–02
Mouth	402	0.4	2.7	1.7	0.11	0.20	305	0.4	2.0	1.0	0.06	0.12	C03–06
Salivary glands	229	0.3	1.5	0.9	0.05	0.09	158	0.2	1.0	0.6	0.04	0.07	C07–08
Tonsil	442	0.5	3.0	2.1	0.18	0.25	97	0.1	0.6	0.4	0.03	0.06	C09
Other oropharynx	113	0.1	0.8	0.5	0.04	0.07	26	0.0	0.2	0.1	0.01	0.01	C10
Nasopharynx	132	0.1	0.9	0.7	0.05	0.07	38	0.1	0.2	0.2	0.01	0.02	C11
Hypopharynx	149	0.2	1.0	0.6	0.03	0.08	31	0.0	0.2	0.1	0.01	0.01	C12–13
Pharynx unspecified	60	0.1	0.4	0.2	0.01	0.03	16	0.0	0.1	0.1	0.00	0.01	C14
Oesophagus	1243	1.4	8.3	4.7	0.23	0.58	568	0.8	3.7	1.7	0.07	0.19	C15
Stomach	1909	2.1	12.8	7.1	0.34	0.83	1025	1.4	6.7	3.4	0.17	0.36	C16
Small intestine	400	0.4	2.7	1.6	0.09	0.20	318	0.4	2.1	1.2	0.08	0.13	C17
Colon	6267	6.9	42.0	23.4	1.08	2.59	6174	8.2	40.5	20.0	0.94	2.17	C18
Rectum	3771	4.2	25.3	15.2	0.87	1.83	2387	3.2	15.6	8.9	0.54	1.06	C19–20
Anus	208	0.2	1.4	0.9	0.06	0.10	301	0.4	2.0	1.2	0.09	0.14	C21
Liver	2054	2.3	13.8	8.4	0.54	0.99	828	1.1	5.4	2.7	0.14	0.29	C22
Gallbladder etc.	464	0.5	3.1	1.6	0.05	0.19	514	0.7	3.4	1.5	0.06	0.16	C23–24
Pancreas	2052	2.3	13.7	7.5	0.32	0.85	1968	2.6	12.9	6.0	0.25	0.67	C25
Nose, sinuses etc.	152	0.2	1.0	0.6	0.04	0.06	80	0.1	0.5	0.3	0.02	0.04	C30–31
Larynx	640	0.7	4.3	2.5	0.12	0.31	89	0.1	0.6	0.3	0.01	0.04	C32
Trachea, bronchus, and lung	7495	8.3	50.2	26.6	1.02	3.15	5762	7.6	37.8	19.3	0.89	2.41	C33–34
Other thoracic organs	83	0.1	0.6	0.4	0.03	0.04	46	0.1	0.3	0.2	0.01	0.02	C37–38
Bone	207	0.2	1.4	1.3	0.08	0.11	149	0.2	1.0	0.9	0.05	0.07	C40–41
Melanoma of skin	7539	8.4	50.5	31.1	1.81	3.55	5803	7.7	38.0	23.6	1.55	2.58	C43
Other skin	411	0.5	2.8	1.3	0.05	0.12	241	0.3	1.6	0.7	0.03	0.07	C44
Mesothelioma	625	0.7	4.2	2.0	0.05	0.22	168	0.2	1.1	0.5	0.02	0.06	C45
Kaposi sarcoma	76	0.1	0.5	0.3	0.02	0.03	25	0.0	0.2	0.1	0.00	0.00	C46
Connective and soft tissue	693	0.8	4.6	3.0	0.17	0.29	465	0.6	3.0	2.1	0.14	0.20	C47+C49
Breast	193	0.2	1.3	0.8	0.04	0.09	21384	28.3	140.1	90.7	6.52	10.54	C50
Vulva							443	0.6	2.9	1.6	0.10	0.17	C51
Vagina							82	0.1	0.5	0.3	0.02	0.03	C52
Cervix uteri							951	1.3	6.2	4.7	0.37	0.45	C53
Corpus uteri							3611	4.8	23.7	14.5	0.99	1.80	C54
Uterus unspecified							47	0.1	0.3	0.1	0.01	0.01	C55
Ovary							1606	2.1	10.5	6.5	0.42	0.72	C56
Other female genital organs							461	0.6	3.0	1.8	0.11	0.24	C57
Placenta							12	0.0	0.1	0.1	0.01	0.01	C58
Penis	152	0.2	1.0	0.6	0.03	0.06							C60
Prostate	22668	25.1	151.9	90.9	4.75	12.19							C61
Testis	1103	1.2	7.4	6.6	0.51	0.52							C62
Other male genital organs	46	0.1	0.3	0.2	0.01	0.02							C63
Kidney	2858	3.2	19.1	12.5	0.80	1.47	1520	2.0	10.0	6.1	0.38	0.70	C64
Renal pelvis	183	0.2	1.2	0.6	0.02	0.07	119	0.2	0.8	0.3	0.01	0.04	C65
Ureter	87	0.1	0.6	0.3	0.01	0.03	73	0.1	0.5	0.2	0.00	0.02	C66
†Bladder	6241	6.9	41.8	21.8	0.84	2.44	1884	2.5	12.3	5.7	0.25	0.64	C67
Other urinary organs	35	0.0	0.2	0.1	0.00	0.02	20	0.0	0.1	0.1	0.00	0.01	C68
Eye	201	0.2	1.3	0.9	0.05	0.10	177	0.2	1.2	0.8	0.05	0.07	C69
Brain and nervous system	1420	1.6	9.5	7.0	0.44	0.70	1004	1.3	6.6	4.6	0.30	0.46	C70–72
Thyroid	809	0.9	5.4	4.0	0.30	0.42	2283	3.0	15.0	11.4	0.90	1.13	C73
Adrenal gland	45	0.0	0.3	0.4	0.02	0.02	40	0.1	0.3	0.2	0.01	0.02	C74
Other endocrine	31	0.0	0.2	0.2	0.01	0.02	28	0.0	0.2	0.1	0.01	0.01	C75
Hodgkin lymphoma	541	0.6	3.6	3.1	0.21	0.26	421	0.6	2.8	2.5	0.17	0.20	C81
Non-Hodgkin lymphoma	4016	4.5	26.9	16.2	0.87	1.79	3067	4.1	20.1	11.1	0.61	1.29	C82–86,C96
Immunoproliferative diseases	299	0.3	2.0	1.1	0.05	0.13	238	0.3	1.6	0.9	0.05	0.10	C88
Multiple myeloma	1540	1.7	10.3	5.8	0.27	0.67	1123	1.5	7.4	3.6	0.17	0.42	C90
Lymphoid leukaemia	1972	2.2	13.2	8.8	0.45	0.89	1274	1.7	8.3	5.4	0.27	0.54	C91
Myeloid leukaemia	1430	1.6	9.6	5.7	0.28	0.57	953	1.3	6.2	3.6	0.20	0.35	C92–94
Leukaemia unspecified	32	0.0	0.2	0.1	0.00	0.01	33	0.0	0.2	0.1	0.00	0.01	C95
Myeloproliferative disorders	1018	1.1	6.8	4.1	0.21	0.45	875	1.2	5.7	3.1	0.16	0.33	MPD
Myelodysplastic syndromes	1133	1.3	7.6	3.4	0.07	0.30	804	1.1	5.3	2.1	0.06	0.20	MPS
Other and unspecified	3448	3.8	23.1	12.1	0.51	1.26	3018	4.0	19.8	8.8	0.39	0.90	O&U
All sites	90610		607.1	359.1	18.57	42.00	75720		496.2	290.3	17.92	32.63	C00–96
All sites except C44	90199	100.0	604.3	357.8	18.53	41.88	75479	100.0	494.7	289.6	17.89	32.56	C00–96 exc.C44

*†See note following population pyramid

Australia, Western Australia

CONTRIBUTORS

Richard Trevithick
Hamza Cakan



NOTES ON THE DATA

*No official mortality data.

20 major cancers, ASR (World) per 100 000

<i>Male</i>		<i>Female</i>	
Prostate	101.5	Breast	92.5
Melanoma of skin	43.7	Melanoma of skin	30.7
Trachea, bronchus, and lung	30.1	Trachea, bronchus, and lung	21.8
Colon	22.4	Colon	18.6
Non-Hodgkin lymphoma	15.7	Thyroid	13.3
Rectum	13.5	Corpus uteri	12.0
Kidney	12.7	Non-Hodgkin lymphoma	10.6
Bladder	8.4	Rectum	7.9
Pancreas	7.8	Ovary	6.7
Liver	7.2	Kidney	6.3
Lymphoid leukaemia	6.9	Pancreas	5.9
Brain and nervous system	6.8	Cervix uteri	5.6
Other and unspecified	6.7	Other and unspecified	4.6
Stomach	6.2	Brain and nervous system	4.3
Testis	6.1	Lymphoid leukaemia	3.9
Oesophagus	5.3	Multiple myeloma	3.5
Multiple myeloma	5.1	Myeloid leukaemia	3.1
Thyroid	5.1	Stomach	2.7
Lip	4.7	Liver	2.6
Myeloid leukaemia	4.6	Connective and soft tissue	2.2
All sites	363.6	All sites	287.9

*Australia, Western Australia (2013–2017)

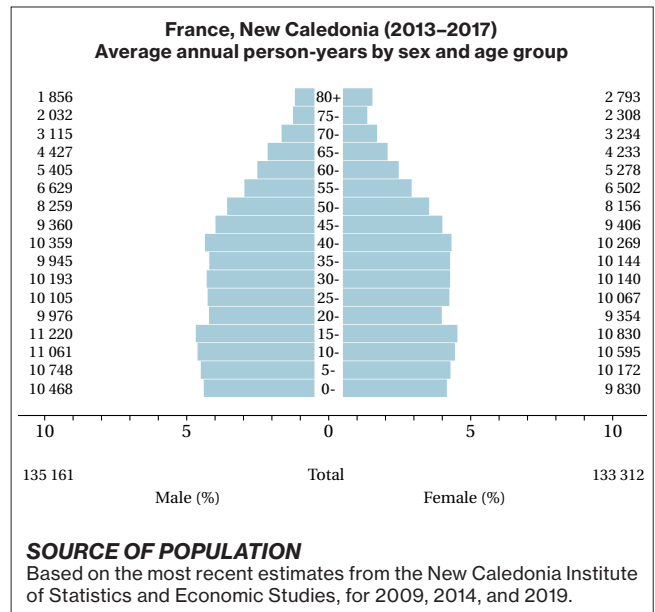
SITE	Male						Female						ICD-10
	No. cases	Freq. (%)	Crude rate (per 100 000)	ASR world	Cum. rates 0–64 0–74 (%)		No. cases	Freq. (%)	Crude rate (per 100 000)	ASR world	Cum. rates 0–64 0–74 (%)		
Lip	424	1.2	6.6	4.7	0.33	0.51	183	0.6	2.9	1.6	0.10	0.18	C00
Tongue	292	0.8	4.6	3.2	0.24	0.38	144	0.5	2.3	1.4	0.09	0.15	C01–02
Mouth	163	0.5	2.6	1.7	0.12	0.21	99	0.3	1.6	0.9	0.04	0.11	C03–06
Salivary glands	91	0.3	1.4	0.9	0.04	0.11	57	0.2	0.9	0.6	0.04	0.06	C07–08
Tonsil	216	0.6	3.4	2.4	0.20	0.30	42	0.1	0.7	0.5	0.04	0.05	C09
Other oropharynx	63	0.2	1.0	0.7	0.04	0.10	18	0.1	0.3	0.2	0.01	0.02	C10
Nasopharynx	35	0.1	0.5	0.4	0.03	0.04	12	0.0	0.2	0.1	0.01	0.01	C11
Hypopharynx	72	0.2	1.1	0.7	0.05	0.10	8	0.0	0.1	0.1	0.00	0.01	C12–13
Pharynx unspecified	27	0.1	0.4	0.3	0.02	0.03	9	0.0	0.1	0.1	0.00	0.01	C14
Oesophagus	536	1.5	8.4	5.3	0.30	0.65	198	0.7	3.1	1.6	0.07	0.18	C15
Stomach	654	1.8	10.2	6.2	0.29	0.67	319	1.1	5.1	2.7	0.15	0.27	C16
Small intestine	168	0.5	2.6	1.7	0.10	0.20	134	0.5	2.1	1.3	0.07	0.15	C17
Colon	2322	6.5	36.4	22.4	1.05	2.53	2137	7.5	33.9	18.6	0.88	2.02	C18
Rectum	1334	3.7	20.9	13.5	0.77	1.65	802	2.8	12.7	7.9	0.51	0.88	C19–20
Anus	86	0.2	1.3	0.9	0.06	0.11	117	0.4	1.9	1.2	0.08	0.13	C21
Liver	694	1.9	10.9	7.2	0.47	0.85	286	1.0	4.5	2.6	0.14	0.29	C22
Gallbladder etc.	247	0.7	3.9	2.3	0.09	0.26	228	0.8	3.6	1.7	0.06	0.18	C23–24
Pancreas	832	2.3	13.0	7.8	0.35	0.91	735	2.6	11.7	5.9	0.27	0.65	C25
Nose, sinuses etc.	64	0.2	1.0	0.7	0.05	0.07	39	0.1	0.6	0.4	0.03	0.05	C30–31
Larynx	202	0.6	3.2	2.0	0.11	0.27	24	0.1	0.4	0.2	0.01	0.03	C32
Trachea, bronchus, and lung	3272	9.2	51.2	30.1	1.16	3.52	2467	8.6	39.1	21.8	1.02	2.73	C33–34
Other thoracic organs	43	0.1	0.7	0.5	0.03	0.04	12	0.0	0.2	0.1	0.00	0.01	C37–38
Bone	71	0.2	1.1	1.0	0.06	0.09	49	0.2	0.8	0.7	0.05	0.06	C40–41
Melanoma of skin	4256	11.9	66.6	43.7	2.53	4.94	2957	10.3	46.9	30.7	2.00	3.39	C43
Other skin	385	1.1	6.0	3.5	0.13	0.34	244	0.9	3.9	1.8	0.08	0.17	C44
Mesothelioma	473	1.3	7.4	4.2	0.12	0.48	103	0.4	1.6	0.9	0.04	0.11	C45
Kaposi sarcoma	15	0.0	0.2	0.2	0.01	0.02	3	0.0	0.0	0.0	0.00	0.00	C46
Connective and soft tissue	319	0.9	5.0	3.5	0.19	0.35	203	0.7	3.2	2.2	0.15	0.22	C47+C49
Breast	78	0.2	1.2	0.8	0.03	0.09	8667	30.2	137.4	92.5	6.63	10.71	C50
Vulva							171	0.6	2.7	1.5	0.08	0.18	C51
Vagina							53	0.2	0.8	0.5	0.03	0.05	C52
Cervix uteri							455	1.6	7.2	5.6	0.43	0.52	C53
Corpus uteri							1182	4.1	18.7	12.0	0.82	1.49	C54
Uterus unspecified							0	0.0	0.0	0.0	0.00	0.00	C55
Ovary							668	2.3	10.6	6.7	0.41	0.73	C56
Other female genital organs							138	0.5	2.2	1.4	0.08	0.18	C57
Placenta							3	0.0	0.0	0.0	0.00	0.00	C58
Penis	51	0.1	0.8	0.5	0.03	0.05							C60
Prostate	10102	28.3	158.2	101.5	5.25	13.57							C61
Testis	431	1.2	6.7	6.1	0.46	0.47							C62
Other male genital organs	13	0.0	0.2	0.1	0.01	0.01							C63
Kidney	1181	3.3	18.5	12.7	0.81	1.48	613	2.1	9.7	6.3	0.38	0.72	C64
Renal pelvis	86	0.2	1.3	0.8	0.02	0.08	52	0.2	0.8	0.4	0.01	0.05	C65
Ureter	39	0.1	0.6	0.3	0.01	0.03	20	0.1	0.3	0.1	0.00	0.01	C66
Bladder	973	2.7	15.2	8.4	0.27	0.85	291	1.0	4.6	2.1	0.06	0.21	C67
Other urinary organs	27	0.1	0.4	0.2	0.01	0.03	9	0.0	0.1	0.1	0.00	0.01	C68
Eye	83	0.2	1.3	1.0	0.05	0.10	82	0.3	1.3	0.9	0.05	0.09	C69
Brain and nervous system	587	1.6	9.2	6.8	0.42	0.71	378	1.3	6.0	4.3	0.27	0.42	C70–72
Thyroid	431	1.2	6.7	5.1	0.37	0.56	1089	3.8	17.3	13.3	1.01	1.36	C73
Adrenal gland	19	0.1	0.3	0.4	0.02	0.02	22	0.1	0.3	0.4	0.02	0.02	C74
Other endocrine	13	0.0	0.2	0.2	0.01	0.01	8	0.0	0.1	0.1	0.00	0.01	C75
Hodgkin lymphoma	160	0.4	2.5	2.3	0.15	0.19	132	0.5	2.1	1.9	0.14	0.15	C81
Non-Hodgkin lymphoma	1495	4.2	23.4	15.7	0.87	1.76	1092	3.8	17.3	10.6	0.61	1.21	C82–86,C96
Immunoproliferative diseases	74	0.2	1.2	0.7	0.04	0.08	60	0.2	1.0	0.6	0.04	0.07	C88
Multiple myeloma	539	1.5	8.4	5.1	0.25	0.58	401	1.4	6.4	3.5	0.17	0.41	C90
Lymphoid leukaemia	603	1.7	9.4	6.9	0.34	0.69	351	1.2	5.6	3.9	0.20	0.38	C91
Myeloid leukaemia	449	1.3	7.0	4.6	0.20	0.46	303	1.1	4.8	3.1	0.19	0.30	C92–94
Leukaemia unspecified	15	0.0	0.2	0.1	0.00	0.01	6	0.0	0.1	0.0	0.00	0.00	C95
Myeloproliferative disorders	234	0.7	3.7	2.3	0.11	0.23	221	0.8	3.5	2.1	0.12	0.22	MPD
Myelodysplastic syndromes	308	0.9	4.8	2.5	0.05	0.20	180	0.6	2.9	1.2	0.03	0.11	MPS
Other and unspecified	753	2.1	11.8	6.7	0.27	0.69	647	2.3	10.3	4.6	0.18	0.40	O&U
All sites	36100		565.2	363.6	19.02	42.71	28923		458.5	287.9	17.96	32.17	C00–96
All sites except C44	35715	100.0	559.2	360.1	18.89	42.37	28679	100.0	454.6	286.0	17.88	32.00	C00–96 exc.C44

*See note following population pyramid

France, New Caledonia

CONTRIBUTORS

Sylvie Laumond
Erika Hartmann
Frédérique Ringuenoire



NOTES ON THE DATA

*No DCO registrations. Rates based on low numbers due to small population.

†C67 (bladder cancer) includes neoplasms of uncertain or unknown behaviour together with invasive cancers.

20 major cancers, ASR (World) per 100 000

<i>Male</i>		<i>Female</i>	
Prostate	69.5	Breast	84.1
Trachea, bronchus, and lung	58.5	Trachea, bronchus, and lung	26.7
Bladder	14.7	Corpus uteri	20.9
Colon	13.9	Thyroid	17.5
Liver	11.8	Cervix uteri	12.9
Stomach	10.5	Colon	12.0
Melanoma of skin	10.4	Ovary	8.8
Non-Hodgkin lymphoma	9.8	Pancreas	6.6
Rectum	9.4	Rectum	6.6
Pancreas	8.8	Other and unspecified	6.3
Kidney	8.1	Non-Hodgkin lymphoma	6.2
Myeloid leukaemia	7.4	Stomach	5.5
Other and unspecified	7.3	Melanoma of skin	5.1
Oesophagus	5.9	Liver	4.5
Multiple myeloma	5.2	Kidney	3.8
Thyroid	5.2	Myeloid leukaemia	3.2
Testis	4.3	Gallbladder etc.	3.1
Lymphoid leukaemia	4.3	Multiple myeloma	3.0
Brain and nervous system	4.0	Bladder	3.0
Myeloproliferative disorders	3.8	Myeloproliferative disorders	2.9
All sites	311.3	All sites	270.8

*France, New Caledonia (2013–2017)

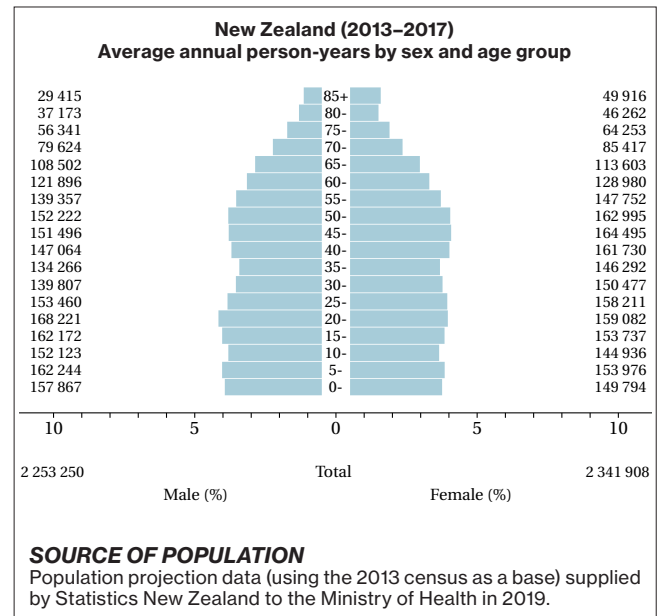
SITE	Male						Female						ICD-10
	No. cases	Freq. (%)	Crude rate (per 100 000)	ASR world	Cum. rates 0–64 (%)	Cum. rates 0–74 (%)	No. cases	Freq. (%)	Crude rate (per 100 000)	ASR world	Cum. rates 0–64 (%)	Cum. rates 0–74 (%)	
Lip	7	0.3	1.0	0.9	0.07	0.10	2	0.1	0.3	0.2	0.01	0.04	C00
Tongue	21	0.9	3.1	2.7	0.16	0.32	11	0.5	1.7	1.4	0.08	0.16	C01–02
Mouth	18	0.7	2.7	2.2	0.16	0.23	8	0.4	1.2	0.9	0.06	0.12	C03–06
Salivary glands	7	0.3	1.0	0.9	0.06	0.09	7	0.3	1.1	0.8	0.05	0.10	C07–08
Tonsil	29	1.2	4.3	3.8	0.24	0.49	9	0.4	1.4	1.2	0.11	0.17	C09
Other oropharynx	2	0.1	0.3	0.3	0.01	0.03	0	0.0	0.0	0.0	0.00	0.00	C10
Nasopharynx	11	0.4	1.6	1.4	0.12	0.16	2	0.1	0.3	0.2	0.01	0.01	C11
Hypopharynx	17	0.7	2.5	2.2	0.14	0.25	2	0.1	0.3	0.3	0.02	0.04	C12–13
Pharynx unspecified	3	0.1	0.4	0.4	0.04	0.06	0	0.0	0.0	0.0	0.00	0.00	C14
Oesophagus	47	1.9	7.0	5.9	0.38	0.83	7	0.3	1.1	0.8	0.08	0.08	C15
Stomach	83	3.4	12.3	10.5	0.45	1.30	50	2.3	7.5	5.5	0.30	0.51	C16
Small intestine	9	0.4	1.3	1.1	0.07	0.12	4	0.2	0.6	0.6	0.05	0.07	C17
Colon	113	4.6	16.7	13.9	0.73	1.54	104	4.7	15.6	12.0	0.53	1.55	C18
Rectum	75	3.0	11.1	9.4	0.52	1.09	54	2.4	8.1	6.6	0.44	0.77	C19–20
Anus	4	0.2	0.6	0.5	0.04	0.04	14	0.6	2.1	1.6	0.11	0.20	C21
Liver	93	3.8	13.8	11.8	0.60	1.56	39	1.8	5.9	4.5	0.21	0.57	C22
Gallbladder etc.	19	0.8	2.8	2.4	0.08	0.30	27	1.2	4.1	3.1	0.16	0.40	C23–24
Pancreas	72	2.9	10.7	8.8	0.53	0.95	57	2.6	8.6	6.6	0.24	0.87	C25
Nose, sinuses etc.	6	0.2	0.9	0.8	0.07	0.10	1	0.0	0.2	0.1	0.00	0.00	C30–31
Larynx	30	1.2	4.4	3.7	0.24	0.41	6	0.3	0.9	0.7	0.02	0.08	C32
Trachea, bronchus, and lung	466	18.9	69.0	58.5	3.14	7.26	225	10.1	33.8	26.7	1.49	3.17	C33–34
Other thoracic organs	12	0.5	1.8	1.4	0.07	0.17	4	0.2	0.6	0.5	0.05	0.05	C37–38
Bone	8	0.3	1.2	1.1	0.07	0.10	11	0.5	1.7	1.6	0.08	0.12	C40–41
Melanoma of skin	83	3.4	12.3	10.4	0.59	1.28	41	1.8	6.2	5.1	0.40	0.54	C43
Other skin	6	0.2	0.9	0.7	0.05	0.05	2	0.1	0.3	0.2	0.01	0.01	C44
Mesothelioma	9	0.4	1.3	1.1	0.00	0.15	12	0.5	1.8	1.4	0.08	0.19	C45
Kaposi sarcoma	3	0.1	0.4	0.4	0.02	0.02	0	0.0	0.0	0.0	0.00	0.00	C46
Connective and soft tissue	11	0.4	1.6	1.4	0.05	0.15	18	0.8	2.7	2.3	0.16	0.21	C47+C49
Breast	9	0.4	1.3	1.1	0.03	0.15	679	30.6	101.9	84.1	6.01	9.82	C50
Vulva							13	0.6	2.0	1.6	0.11	0.16	C51
Vagina							2	0.1	0.3	0.2	0.01	0.04	C52
Cervix uteri							106	4.8	15.9	12.9	1.04	1.28	C53
Corpus uteri							168	7.6	25.2	20.9	1.38	2.65	C54
Uterus unspecified							1	0.0	0.2	0.1	0.01	0.01	C55
Ovary							70	3.2	10.5	8.8	0.54	1.05	C56
Other female genital organs							6	0.3	0.9	0.7	0.03	0.11	C57
Placenta							1	0.0	0.2	0.2	0.01	0.01	C58
Penis	2	0.1	0.3	0.2	0.01	0.01							C60
Prostate	552	22.3	81.7	69.5	2.74	9.57							C61
Testis	32	1.3	4.7	4.3	0.32	0.32							C62
Other male genital organs	0	0.0	0.0	0.0	0.00	0.00							C63
Kidney	64	2.6	9.5	8.1	0.47	1.02	30	1.4	4.5	3.8	0.30	0.39	C64
Renal pelvis	2	0.1	0.3	0.3	0.01	0.04	4	0.2	0.6	0.5	0.02	0.05	C65
Ureter	1	0.0	0.1	0.1	0.00	0.02	1	0.0	0.2	0.1	0.00	0.00	C66
†Bladder	120	4.9	17.8	14.7	0.72	1.67	27	1.2	4.1	3.0	0.14	0.32	C67
Other urinary organs	1	0.0	0.1	0.1	0.00	0.00	1	0.0	0.2	0.1	0.00	0.00	C68
Eye	2	0.1	0.3	0.2	0.02	0.02	5	0.2	0.8	0.6	0.03	0.08	C69
Brain and nervous system	31	1.3	4.6	4.0	0.28	0.38	19	0.9	2.9	2.6	0.18	0.23	C70–72
Thyroid	40	1.6	5.9	5.2	0.44	0.61	135	6.1	20.3	17.5	1.34	2.00	C73
Adrenal gland	3	0.1	0.4	0.4	0.03	0.06	0	0.0	0.0	0.0	0.00	0.00	C74
Other endocrine	1	0.0	0.1	0.1	0.01	0.01	3	0.1	0.5	0.4	0.01	0.04	C75
Hodgkin lymphoma	20	0.8	3.0	2.6	0.17	0.26	7	0.3	1.1	1.0	0.06	0.06	C81
Non-Hodgkin lymphoma	75	3.0	11.1	9.8	0.57	1.25	54	2.4	8.1	6.2	0.41	0.54	C82–86,C96
Immunoproliferative diseases	5	0.2	0.7	0.6	0.03	0.07	3	0.1	0.5	0.3	0.03	0.03	C88
Multiple myeloma	41	1.7	6.1	5.2	0.30	0.69	25	1.1	3.8	3.0	0.15	0.40	C90
Lymphoid leukaemia	31	1.3	4.6	4.3	0.23	0.36	11	0.5	1.7	1.5	0.09	0.12	C91
Myeloid leukaemia	58	2.3	8.6	7.4	0.38	0.75	25	1.1	3.8	3.2	0.19	0.24	C92–94
Leukaemia unspecified	3	0.1	0.4	0.3	0.01	0.01	4	0.2	0.6	0.5	0.02	0.04	C95
Myeloproliferative disorders	31	1.3	4.6	3.8	0.16	0.43	25	1.1	3.8	2.9	0.19	0.30	MPD
Myelodysplastic syndromes	29	1.2	4.3	3.3	0.03	0.22	24	1.1	3.6	2.7	0.08	0.26	MPS
Other and unspecified	59	2.4	8.7	7.3	0.37	0.77	54	2.4	8.1	6.3	0.38	0.66	O&U
All sites	2476		366.4	311.3	16.04	37.88	2220		333.1	270.8	17.51	30.95	C00–96
All sites except C44	2470	100.0	365.5	310.5	15.99	37.83	2218	100.0	332.8	270.6	17.50	30.94	C00–96 exc.C44

*†See note following population pyramid

New Zealand

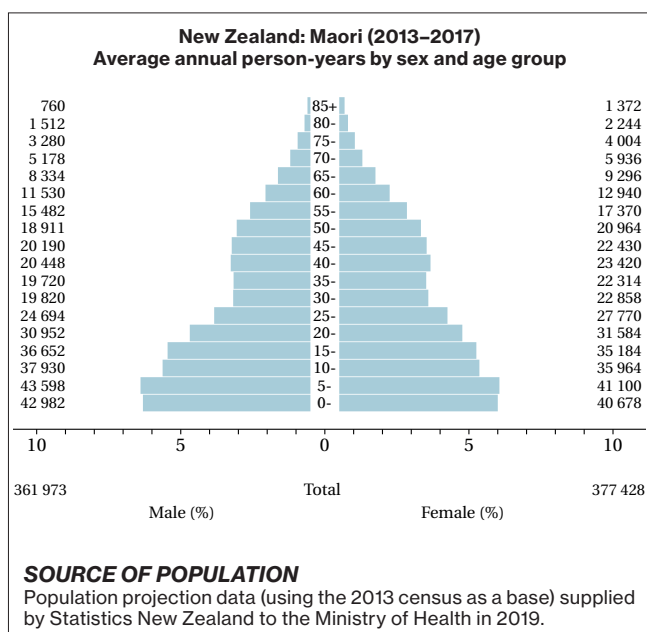
CONTRIBUTORS

Christine Fowler
Chris Lewis
Shirley Miles
Jenny Hendrix
Susan Hanna

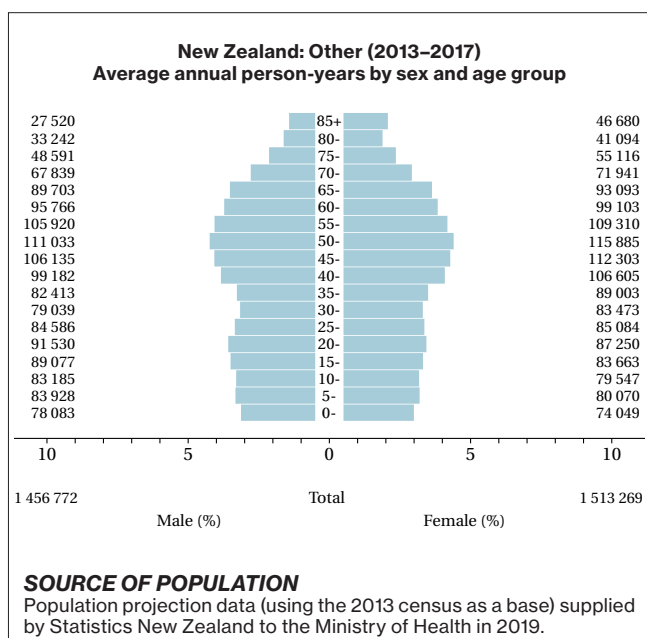


20 major cancers, ASR (World) per 100 000

<i>Male</i>		<i>Female</i>	
Prostate	88.1	Breast	89.5
Melanoma of skin	35.6	Melanoma of skin	28.9
Trachea, bronchus, and lung	27.3	Trachea, bronchus, and lung	24.8
Colon	24.0	Colon	21.9
Rectum	16.5	Corpus uteri	14.5
Non-Hodgkin lymphoma	13.5	Rectum	9.2
Kidney	10.4	Non-Hodgkin lymphoma	9.1
Lymphoid leukaemia	7.3	Thyroid	7.5
Pancreas	7.1	Ovary	7.0
Bladder	6.8	Other and unspecified	6.3
Testis	6.7	Pancreas	5.8
Liver	6.6	Cervix uteri	5.3
Stomach	6.5	Kidney	5.2
Brain and nervous system	6.4	Brain and nervous system	4.4
Other and unspecified	6.3	Lymphoid leukaemia	3.9
Multiple myeloma	5.8	Multiple myeloma	3.5
Myeloid leukaemia	5.2	Stomach	3.3
Oesophagus	4.9	Myeloid leukaemia	3.1
Thyroid	3.1	Liver	2.4
Myelodysplastic syndromes	3.0	Bladder	2.1
All sites	324.1	All sites	283.7

**NOTES ON THE DATA**

*No official mortality data.

**NOTES ON THE DATA**

*No official mortality data.

10 major cancers, ASR (World) per 100 000**Male**

Prostate	89.5
Trachea, bronchus, and lung	68.0
Colon	19.9
Liver	16.9
Rectum	16.4
Non-Hodgkin lymphoma	14.2
Stomach	13.5
Kidney	12.6
Pancreas	11.3
Testis	10.9
All sites	379.3

Female

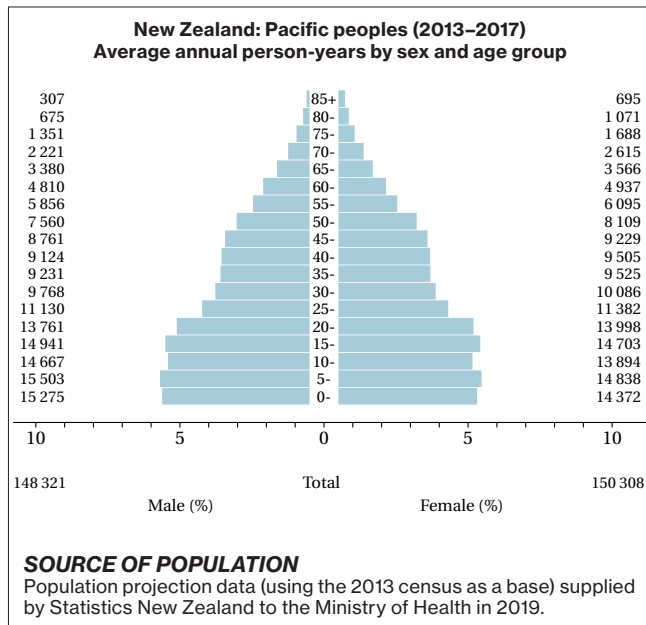
Breast	117.3
Trachea, bronchus, and lung	75.1
Corpus uteri	22.6
Colon	18.0
Other and unspecified	12.7
Pancreas	10.1
Thyroid	9.8
Cervix uteri	9.7
Non-Hodgkin lymphoma	9.4
Rectum	8.7
All sites	386.3

10 major cancers, ASR (World) per 100 000**Male**

Prostate	93.2
Melanoma of skin	44.9
Colon	25.4
Trachea, bronchus, and lung	22.6
Rectum	16.9
Non-Hodgkin lymphoma	13.8
Kidney	10.6
Lymphoid leukaemia	7.7
Testis	7.3
Bladder	7.3
All sites	333.7

Female

Breast	88.4
Melanoma of skin	38.1
Colon	23.4
Trachea, bronchus, and lung	19.8
Corpus uteri	11.2
Rectum	9.7
Non-Hodgkin lymphoma	9.3
Ovary	6.6
Thyroid	6.0
Other and unspecified	5.6
All sites	279.8



NOTES ON THE DATA

*No official mortality data. Rates based on low numbers due to small population.

10 major cancers, ASR (World) per 100 000

Male

Prostate	86.2
Trachea, bronchus, and lung	51.9
Liver	19.0
Colon	18.5
Rectum	16.8
Stomach	14.1
Non-Hodgkin lymphoma	14.0
Multiple myeloma	9.8
Other and unspecified	8.9
Kidney	8.7
All sites	336.3

Female

Breast	116.1
Corpus uteri	52.5
Trachea, bronchus, and lung	28.8
Colon	14.4
Ovary	13.5
Thyroid	12.7
Stomach	11.8
Non-Hodgkin lymphoma	11.7
Other and unspecified	9.3
Multiple myeloma	8.3
All sites	365.8

New Zealand (2013–2017)

SITE	Male						Female						ICD-10
	No. cases	Freq. (%)	Crude rate (per 100 000)	ASR world	Cum. rates 0–64 (%)	Cum. rates 0–74 (%)	No. cases	Freq. (%)	Crude rate (per 100 000)	ASR world	Cum. rates 0–64 (%)	Cum. rates 0–74 (%)	
Lip	188	0.3	1.7	1.1	0.06	0.12	67	0.1	0.6	0.3	0.02	0.03	C00
Tongue	463	0.8	4.1	2.7	0.19	0.32	258	0.5	2.2	1.4	0.10	0.15	C01–02
Mouth	278	0.5	2.5	1.5	0.09	0.17	240	0.4	2.0	1.0	0.05	0.11	C03–06
Salivary glands	107	0.2	0.9	0.6	0.04	0.06	94	0.2	0.8	0.5	0.04	0.06	C07–08
Tonsil	335	0.5	3.0	2.1	0.18	0.25	77	0.1	0.7	0.4	0.03	0.05	C09
Other oropharynx	78	0.1	0.7	0.4	0.04	0.05	19	0.0	0.2	0.1	0.00	0.01	C10
Nasopharynx	95	0.2	0.8	0.6	0.05	0.07	36	0.1	0.3	0.3	0.02	0.02	C11
Hypopharynx	72	0.1	0.6	0.4	0.02	0.05	18	0.0	0.2	0.1	0.00	0.01	C12–13
Pharynx unspecified	31	0.1	0.3	0.2	0.01	0.02	12	0.0	0.1	0.0	0.00	0.00	C14
Oesophagus	1004	1.6	8.9	4.9	0.22	0.59	456	0.8	3.9	1.8	0.06	0.19	C15
Stomach	1268	2.1	11.3	6.5	0.35	0.75	709	1.3	6.1	3.3	0.19	0.35	C16
Small intestine	302	0.5	2.7	1.6	0.09	0.19	279	0.5	2.4	1.4	0.08	0.16	C17
Colon	4988	8.1	44.3	24.0	0.96	2.67	5402	9.6	46.1	21.9	0.90	2.26	C18
Rectum	3179	5.2	28.2	16.5	0.87	1.96	1956	3.5	16.7	9.2	0.52	1.07	C19–20
Anus	132	0.2	1.2	0.7	0.04	0.08	213	0.4	1.8	1.1	0.07	0.13	C21
Liver	1204	2.0	10.7	6.6	0.45	0.79	537	1.0	4.6	2.4	0.12	0.27	C22
Gallbladder etc.	343	0.6	3.0	1.7	0.08	0.21	394	0.7	3.4	1.7	0.08	0.20	C23–24
Pancreas	1441	2.3	12.8	7.1	0.35	0.83	1412	2.5	12.1	5.8	0.25	0.64	C25
Nose, sinuses etc.	92	0.1	0.8	0.5	0.03	0.06	50	0.1	0.4	0.3	0.02	0.03	C30–31
Larynx	334	0.5	3.0	1.7	0.09	0.21	52	0.1	0.4	0.3	0.02	0.03	C32
Trachea, bronchus, and lung	5695	9.3	50.5	27.3	1.11	3.24	5549	9.9	47.4	24.8	1.20	3.10	C33–34
Other thoracic organs	88	0.1	0.8	0.6	0.04	0.06	67	0.1	0.6	0.4	0.02	0.04	C37–38
Bone	132	0.2	1.2	1.1	0.07	0.09	120	0.2	1.0	1.0	0.06	0.07	C40–41
Melanoma of skin	6693	10.9	59.4	35.6	2.00	4.05	5535	9.8	47.3	28.9	1.93	3.24	C43
Other skin	330	0.5	2.9	1.5	0.05	0.16	223	0.4	1.9	0.8	0.03	0.07	C44
Mesothelioma	436	0.7	3.9	1.9	0.05	0.20	80	0.1	0.7	0.4	0.02	0.05	C45
Kaposi sarcoma	21	0.0	0.2	0.1	0.01	0.02	3	0.0	0.0	0.0	0.00	0.00	C46
Connective and soft tissue	535	0.9	4.7	2.9	0.14	0.27	293	0.5	2.5	1.8	0.11	0.16	C47+C49
Breast	122	0.2	1.1	0.6	0.03	0.07	16232	28.8	138.6	89.5	6.66	9.87	C50
Vulva							290	0.5	2.5	1.3	0.08	0.14	C51
Vagina							85	0.2	0.7	0.4	0.02	0.04	C52
Cervix uteri							784	1.4	6.7	5.3	0.41	0.49	C53
Corpus uteri							2720	4.8	23.2	14.5	1.04	1.76	C54
Uterus unspecified							62	0.1	0.5	0.3	0.02	0.03	C55
Ovary							1369	2.4	11.7	7.0	0.45	0.76	C56
Other female genital organs							401	0.7	3.4	1.9	0.11	0.24	C57
Placenta							7	0.0	0.1	0.0	0.00	0.00	C58
Penis	88	0.1	0.8	0.5	0.02	0.05							C60
Prostate	16837	27.4	149.4	88.1	4.43	12.04							C61
Testis	775	1.3	6.9	6.7	0.51	0.53							C62
Other male genital organs	21	0.0	0.2	0.1	0.01	0.01							C63
Kidney	1878	3.1	16.7	10.4	0.63	1.26	987	1.8	8.4	5.2	0.32	0.60	C64
Renal pelvis	106	0.2	0.9	0.5	0.02	0.06	78	0.1	0.7	0.3	0.01	0.03	C65
Ureter	91	0.1	0.8	0.4	0.02	0.05	51	0.1	0.4	0.2	0.01	0.02	C66
Bladder	1532	2.5	13.6	6.8	0.22	0.73	551	1.0	4.7	2.1	0.08	0.23	C67
Other urinary organs	84	0.1	0.7	0.4	0.01	0.04	26	0.0	0.2	0.1	0.00	0.01	C68
Eye	158	0.3	1.4	1.0	0.05	0.10	139	0.2	1.2	0.8	0.05	0.08	C69
Brain and nervous system	963	1.6	8.5	6.4	0.40	0.65	718	1.3	6.1	4.4	0.28	0.42	C70–72
Thyroid	480	0.8	4.3	3.1	0.23	0.32	1120	2.0	9.6	7.5	0.57	0.72	C73
Adrenal gland	37	0.1	0.3	0.3	0.02	0.02	45	0.1	0.4	0.4	0.02	0.03	C74
Other endocrine	20	0.0	0.2	0.2	0.01	0.01	14	0.0	0.1	0.1	0.00	0.01	C75
Hodgkin lymphoma	294	0.5	2.6	2.3	0.15	0.19	238	0.4	2.0	1.9	0.13	0.15	C81
Non-Hodgkin lymphoma	2456	4.0	21.8	13.5	0.73	1.45	1915	3.4	16.4	9.1	0.48	1.03	C82–86,C96
Immunoproliferative diseases	83	0.1	0.7	0.4	0.02	0.04	38	0.1	0.3	0.2	0.01	0.02	C88
Multiple myeloma	1166	1.9	10.3	5.8	0.27	0.68	804	1.4	6.9	3.5	0.18	0.41	C90
Lymphoid leukaemia	1190	1.9	10.6	7.3	0.39	0.68	662	1.2	5.7	3.9	0.21	0.37	C91
Myeloid leukaemia	929	1.5	8.2	5.2	0.25	0.54	623	1.1	5.3	3.1	0.19	0.31	C92–94
Leukaemia unspecified	16	0.0	0.1	0.1	0.00	0.00	28	0.0	0.2	0.1	0.00	0.01	C95
Myeloproliferative disorders	421	0.7	3.7	2.1	0.09	0.24	341	0.6	2.9	1.6	0.09	0.17	MPD
Myelodysplastic syndromes	700	1.1	6.2	3.0	0.08	0.28	394	0.7	3.4	1.4	0.04	0.13	MPS
Other and unspecified	1393	2.3	12.4	6.3	0.24	0.59	1677	3.0	14.3	6.3	0.23	0.62	O&U
All sites	61704		547.7	324.1	16.49	38.23	56550		482.9	283.7	17.64	31.24	C00–96
All sites except C44	61374	100.0	544.8	322.5	16.45	38.06	56327	100.0	481.0	282.9	17.61	31.18	C00–96 exc.C44

*New Zealand: Maori (2013–2017)

SITE	Male						Female						ICD-10
	No. cases	Freq. (%)	Crude rate (per 100 000)	ASR world	Cum. rates 0–64 (%)	Cum. rates 0–74 (%)	No. cases	Freq. (%)	Crude rate (per 100 000)	ASR world	Cum. rates 0–64 (%)	Cum. rates 0–74 (%)	
Lip	3	0.1	0.2	0.2	0.01	0.01	0	0.0	0.0	0.0	0.00	0.00	C00
Tongue	41	0.7	2.3	2.6	0.17	0.29	26	0.4	1.4	1.4	0.09	0.15	C01–02
Mouth	26	0.5	1.4	1.6	0.10	0.20	15	0.2	0.8	0.8	0.04	0.11	C03–06
Salivary glands	7	0.1	0.4	0.4	0.05	0.05	14	0.2	0.7	0.7	0.04	0.06	C07–08
Tonsil	50	0.9	2.8	2.9	0.27	0.32	9	0.1	0.5	0.5	0.03	0.06	C09
Other oropharynx	10	0.2	0.6	0.6	0.07	0.07	6	0.1	0.3	0.3	0.02	0.05	C10
Nasopharynx	11	0.2	0.6	0.7	0.04	0.05	5	0.1	0.3	0.2	0.03	0.03	C11
Hypopharynx	13	0.2	0.7	0.8	0.05	0.10	1	0.0	0.1	0.0	0.01	0.01	C12–13
Pharynx unspecified	5	0.1	0.3	0.4	0.01	0.04	1	0.0	0.1	0.0	0.01	0.01	C14
Oesophagus	97	1.7	5.4	6.9	0.31	0.89	49	0.7	2.6	2.8	0.16	0.35	C15
Stomach	212	3.7	11.7	13.5	0.75	1.53	148	2.1	7.8	8.2	0.48	0.97	C16
Small intestine	44	0.8	2.4	2.9	0.17	0.37	38	0.5	2.0	2.1	0.13	0.24	C17
Colon	300	5.2	16.6	19.9	0.86	2.25	319	4.6	16.9	18.0	0.94	1.86	C18
Rectum	251	4.4	13.9	16.4	0.96	2.08	157	2.3	8.3	8.7	0.56	1.03	C19–20
Anus	14	0.2	0.8	0.9	0.02	0.10	21	0.3	1.1	1.2	0.08	0.14	C21
Liver	269	4.7	14.9	16.9	1.26	2.03	106	1.5	5.6	6.0	0.35	0.63	C22
Gallbladder etc.	41	0.7	2.3	2.8	0.12	0.34	61	0.9	3.2	3.5	0.17	0.43	C23–24
Pancreas	171	3.0	9.4	11.3	0.52	1.45	181	2.6	9.6	10.1	0.52	1.07	C25
Nose, sinuses etc.	12	0.2	0.7	0.7	0.06	0.10	4	0.1	0.2	0.2	0.01	0.03	C30–31
Larynx	42	0.7	2.3	2.7	0.16	0.32	11	0.2	0.6	0.6	0.04	0.06	C32
Trachea, bronchus, and lung	1022	17.8	56.5	68.0	3.24	8.66	1324	19.0	70.2	75.1	3.62	9.71	C33–34
Other thoracic organs	18	0.3	1.0	1.1	0.08	0.16	16	0.2	0.8	0.9	0.06	0.10	C37–38
Bone	24	0.4	1.3	1.3	0.07	0.12	25	0.4	1.3	1.3	0.09	0.11	C40–41
Melanoma of skin	108	1.9	6.0	6.9	0.37	0.80	137	2.0	7.3	7.7	0.51	0.90	C43
Other skin	20	0.3	1.1	1.5	0.06	0.19	11	0.2	0.6	0.6	0.03	0.08	C44
Mesothelioma	22	0.4	1.2	1.6	0.04	0.19	6	0.1	0.3	0.3	0.02	0.03	C45
Kaposi sarcoma	3	0.1	0.2	0.2	0.02	0.02	0	0.0	0.0	0.0	0.00	0.00	C46
Connective and soft tissue	52	0.9	2.9	3.2	0.20	0.32	41	0.6	2.2	2.2	0.14	0.20	C47+C49
Breast	8	0.1	0.4	0.6	0.01	0.07	2158	30.9	114.4	117.3	8.67	12.97	C50
Vulva							31	0.4	1.6	1.7	0.09	0.19	C51
Vagina							17	0.2	0.9	0.9	0.06	0.09	C52
Cervix uteri							183	2.6	9.7	9.7	0.74	0.90	C53
Corpus uteri							410	5.9	21.7	22.6	1.60	2.85	C54
Uterus unspecified							11	0.2	0.6	0.6	0.03	0.07	C55
Ovary							159	2.3	8.4	8.7	0.53	0.96	C56
Other female genital organs							43	0.6	2.3	2.4	0.17	0.28	C57
Placenta							1	0.0	0.1	0.1	0.00	0.00	C58
Penis	6	0.1	0.3	0.4	0.03	0.05							C60
Prostate	1309	22.7	72.3	89.5	4.15	11.54							C61
Testis	185	3.2	10.2	10.9	0.83	0.84							C62
Other male genital organs	0	0.0	0.0	0.0	0.00	0.00							C63
Kidney	198	3.4	10.9	12.6	0.83	1.66	137	2.0	7.3	7.5	0.48	0.89	C64
Renal pelvis	5	0.1	0.3	0.3	0.01	0.03	4	0.1	0.2	0.2	0.01	0.01	C65
Ureter	3	0.1	0.2	0.2	0.02	0.02	2	0.0	0.1	0.1	0.00	0.02	C66
Bladder	85	1.5	4.7	6.0	0.24	0.58	49	0.7	2.6	2.7	0.14	0.30	C67
Other urinary organs	6	0.1	0.3	0.4	0.00	0.08	2	0.0	0.1	0.1	0.00	0.01	C68
Eye	10	0.2	0.6	0.6	0.02	0.06	7	0.1	0.4	0.4	0.03	0.04	C69
Brain and nervous system	103	1.8	5.7	6.1	0.35	0.59	88	1.3	4.7	4.7	0.29	0.43	C70–72
Thyroid	72	1.3	4.0	4.4	0.32	0.47	186	2.7	9.9	9.8	0.78	0.94	C73
Adrenal gland	12	0.2	0.7	0.7	0.04	0.07	8	0.1	0.4	0.4	0.03	0.05	C74
Other endocrine	6	0.1	0.3	0.3	0.02	0.02	3	0.0	0.2	0.2	0.01	0.02	C75
Hodgkin lymphoma	36	0.6	2.0	2.1	0.12	0.18	31	0.4	1.6	1.6	0.11	0.14	C81
Non-Hodgkin lymphoma	224	3.9	12.4	14.2	0.80	1.58	166	2.4	8.8	9.4	0.49	1.15	C82–86,C96
Immunoproliferative diseases	3	0.1	0.2	0.2	0.01	0.03	0	0.0	0.0	0.0	0.00	0.00	C88
Multiple myeloma	118	2.1	6.5	7.9	0.37	0.99	102	1.5	5.4	5.6	0.31	0.64	C90
Lymphoid leukaemia	128	2.2	7.1	7.9	0.42	0.73	77	1.1	4.1	4.3	0.23	0.43	C91
Myeloid leukaemia	107	1.9	5.9	6.9	0.35	0.66	82	1.2	4.3	4.5	0.25	0.46	C92–94
Leukaemia unspecified	2	0.0	0.1	0.1	0.00	0.00	4	0.1	0.2	0.2	0.01	0.02	C95
Myeloproliferative disorders	48	0.8	2.7	3.4	0.15	0.31	44	0.6	2.3	2.5	0.14	0.29	MPD
Myelodysplastic syndromes	65	1.1	3.6	4.7	0.13	0.38	32	0.5	1.7	1.8	0.05	0.17	MPS
Other and unspecified	149	2.6	8.2	10.1	0.43	0.98	218	3.1	11.6	12.7	0.47	1.52	O&U
All sites	5776		319.1	379.3	19.70	44.99	6987		370.2	386.3	23.85	44.28	C00–96
All sites except C44	5756	100.0	318.0	377.8	19.64	44.80	6976	100.0	369.7	385.7	23.82	44.20	C00–96 exc.C44

*See note following population pyramid

*New Zealand: Other (2013–2017)

SITE	Male						Female						ICD-10
	No. cases	Freq. (%)	Crude rate (per 100 000)	ASR world	Cum. rates 0–64 (%)	Cum. rates 0–74 (%)	No. cases	Freq. (%)	Crude rate (per 100 000)	ASR world	Cum. rates 0–64 (%)	Cum. rates 0–74 (%)	
Lip	184	0.4	2.5	1.4	0.09	0.16	67	0.2	0.9	0.4	0.02	0.04	C00
Tongue	388	0.8	5.3	2.8	0.20	0.34	194	0.4	2.6	1.3	0.09	0.14	C01–02
Mouth	219	0.4	3.0	1.5	0.08	0.16	202	0.5	2.7	1.1	0.05	0.11	C03–06
Salivary glands	85	0.2	1.2	0.6	0.04	0.06	69	0.2	0.9	0.5	0.04	0.06	C07–08
Tonsil	272	0.5	3.7	2.2	0.18	0.26	65	0.1	0.9	0.5	0.04	0.06	C09
Other oropharynx	68	0.1	0.9	0.5	0.04	0.06	12	0.0	0.2	0.1	0.00	0.01	C10
Nasopharynx	24	0.0	0.3	0.2	0.02	0.02	5	0.0	0.1	0.1	0.01	0.01	C11
Hypopharynx	56	0.1	0.8	0.4	0.02	0.05	15	0.0	0.2	0.1	0.00	0.01	C12–13
Pharynx unspecified	26	0.1	0.4	0.2	0.01	0.02	10	0.0	0.1	0.0	0.00	0.01	C14
Oesophagus	848	1.7	11.6	5.0	0.22	0.61	395	0.9	5.2	1.8	0.06	0.19	C15
Stomach	858	1.7	11.8	5.1	0.26	0.60	411	0.9	5.4	2.1	0.10	0.21	C16
Small intestine	226	0.4	3.1	1.5	0.08	0.17	218	0.5	2.9	1.3	0.07	0.15	C17
Colon	4385	8.5	60.2	25.4	1.03	2.84	4790	10.9	63.3	23.4	0.94	2.42	C18
Rectum	2656	5.2	36.5	16.9	0.88	2.01	1643	3.7	21.7	9.7	0.54	1.13	C19–20
Anus	114	0.2	1.6	0.8	0.05	0.09	185	0.4	2.4	1.2	0.08	0.14	C21
Liver	692	1.3	9.5	4.5	0.27	0.54	352	0.8	4.7	1.9	0.09	0.20	C22
Gallbladder etc.	240	0.5	3.3	1.4	0.07	0.17	279	0.6	3.7	1.3	0.05	0.16	C23–24
Pancreas	1166	2.3	16.0	6.9	0.33	0.81	1114	2.5	14.7	5.4	0.22	0.60	C25
Nose, sinuses etc.	69	0.1	0.9	0.5	0.02	0.05	40	0.1	0.5	0.2	0.02	0.03	C30–31
Larynx	274	0.5	3.8	1.7	0.09	0.21	38	0.1	0.5	0.2	0.02	0.03	C32
Trachea, bronchus, and lung	4114	8.0	56.5	22.6	0.80	2.63	3755	8.6	49.6	19.8	0.88	2.46	C33–34
Other thoracic organs	51	0.1	0.7	0.4	0.02	0.04	41	0.1	0.5	0.3	0.02	0.03	C37–38
Bone	87	0.2	1.2	1.1	0.07	0.08	75	0.2	1.0	0.9	0.06	0.07	C40–41
Melanoma of skin	6553	12.8	90.0	44.9	2.66	5.06	5366	12.2	70.9	38.1	2.66	4.18	C43
Other skin	298	0.6	4.1	1.6	0.05	0.17	203	0.5	2.7	0.9	0.03	0.07	C44
Mesothelioma	407	0.8	5.6	2.1	0.05	0.23	70	0.2	0.9	0.4	0.02	0.06	C45
Kaposi sarcoma	16	0.0	0.2	0.2	0.01	0.02	1	0.0	0.0	0.0	0.00	0.00	C46
Connective and soft tissue	450	0.9	6.2	3.0	0.14	0.28	208	0.5	2.7	1.6	0.09	0.14	C47+C49
Breast	102	0.2	1.4	0.7	0.04	0.07	12260	28.0	162.0	88.4	6.55	9.74	C50
Vulva							251	0.6	3.3	1.5	0.09	0.15	C51
Vagina							59	0.1	0.8	0.4	0.02	0.03	C52
Cervix uteri							467	1.1	6.2	4.9	0.37	0.43	C53
Corpus uteri							1749	4.0	23.1	11.2	0.76	1.41	C54
Uterus unspecified							41	0.1	0.5	0.2	0.01	0.02	C55
Ovary							1030	2.3	13.6	6.6	0.41	0.71	C56
Other female genital organs							298	0.7	3.9	1.7	0.08	0.22	C57
Placenta							1	0.0	0.0	0.0	0.00	0.00	C58
Penis	77	0.2	1.1	0.5	0.03	0.06							C60
Prostate	14525	28.3	199.4	93.2	4.85	12.76							C61
Testis	534	1.0	7.3	7.3	0.56	0.58							C62
Other male genital organs	18	0.0	0.2	0.1	0.01	0.01							C63
Kidney	1550	3.0	21.3	10.6	0.64	1.29	761	1.7	10.1	5.1	0.31	0.59	C64
Renal pelvis	92	0.2	1.3	0.6	0.03	0.06	67	0.2	0.9	0.3	0.01	0.03	C65
Ureter	76	0.1	1.0	0.4	0.01	0.05	45	0.1	0.6	0.2	0.01	0.03	C66
Bladder	1396	2.7	19.2	7.3	0.23	0.79	479	1.1	6.3	2.1	0.08	0.24	C67
Other urinary organs	75	0.1	1.0	0.4	0.01	0.04	22	0.1	0.3	0.1	0.00	0.01	C68
Eye	144	0.3	2.0	1.1	0.07	0.12	126	0.3	1.7	1.1	0.07	0.10	C69
Brain and nervous system	782	1.5	10.7	6.6	0.44	0.70	567	1.3	7.5	4.7	0.30	0.46	C70–72
Thyroid	320	0.6	4.4	2.9	0.21	0.29	633	1.4	8.4	6.0	0.45	0.58	C73
Adrenal gland	18	0.0	0.2	0.3	0.02	0.02	29	0.1	0.4	0.4	0.02	0.03	C74
Other endocrine	11	0.0	0.2	0.1	0.01	0.01	7	0.0	0.1	0.1	0.00	0.01	C75
Hodgkin lymphoma	216	0.4	3.0	2.6	0.17	0.21	179	0.4	2.4	2.3	0.15	0.17	C81
Non-Hodgkin lymphoma	2018	3.9	27.7	13.8	0.75	1.48	1570	3.6	20.7	9.3	0.50	1.04	C82–86,C96
Immunoproliferative diseases	74	0.1	1.0	0.4	0.02	0.05	36	0.1	0.5	0.2	0.01	0.02	C88
Multiple myeloma	947	1.8	13.0	5.6	0.26	0.66	597	1.4	7.9	3.1	0.15	0.37	C90
Lymphoid leukaemia	986	1.9	13.5	7.7	0.42	0.72	526	1.2	7.0	4.0	0.21	0.38	C91
Myeloid leukaemia	714	1.4	9.8	5.0	0.23	0.51	474	1.1	6.3	2.9	0.17	0.29	C92–94
Leukaemia unspecified	13	0.0	0.2	0.1	0.00	0.01	21	0.0	0.3	0.1	0.00	0.00	C95
Myeloproliferative disorders	337	0.7	4.6	2.0	0.08	0.24	266	0.6	3.5	1.5	0.08	0.16	MPD
Myelodysplastic syndromes	604	1.2	8.3	3.0	0.08	0.29	329	0.8	4.3	1.3	0.04	0.12	MPS
Other and unspecified	1151	2.2	15.8	6.1	0.23	0.56	1330	3.0	17.6	5.6	0.19	0.53	O&U
All sites	51606		708.5	333.7	17.15	39.31	44043		582.1	279.8	17.26	30.58	C00–96
All sites except C44	51308	100.0	704.4	332.1	17.10	39.14	43840	100.0	579.4	278.9	17.23	30.51	C00–96 exc.C44

*See note following population pyramid

*New Zealand: Pacific peoples (2013–2017)

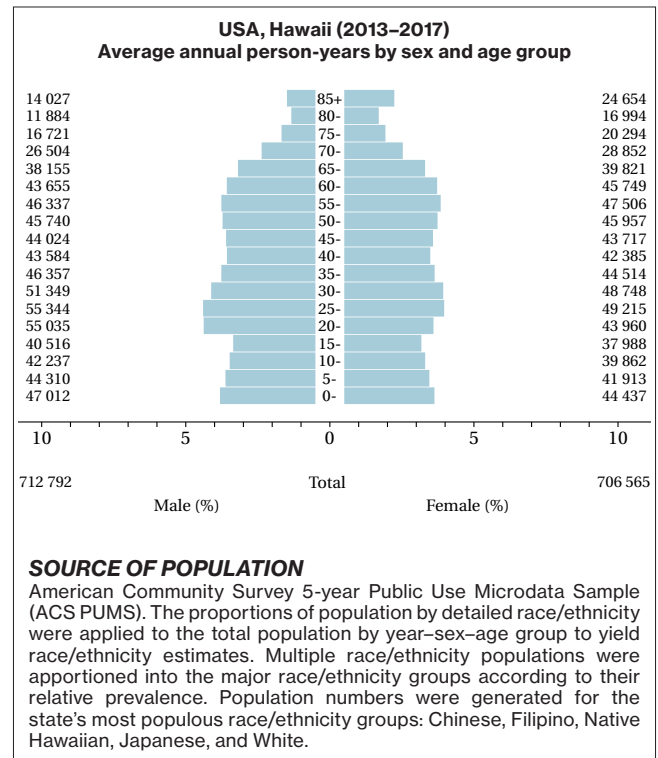
SITE	Male						Female						ICD-10
	No. cases	Freq. (%)	Crude rate (per 100 000)	ASR world	Cum. rates 0–64 (%)	Cum. rates 0–74 (%)	No. cases	Freq. (%)	Crude rate (per 100 000)	ASR world	Cum. rates 0–64 (%)	Cum. rates 0–74 (%)	
Lip	1	0.0	0.1	0.1	0.00	0.00	0	0.0	0.0	0.0	0.00	0.00	C00
Tongue	18	0.9	2.4	2.7	0.18	0.33	14	0.5	1.9	2.0	0.13	0.23	C01–02
Mouth	13	0.6	1.8	2.1	0.09	0.33	12	0.4	1.6	1.8	0.08	0.24	C03–06
Salivary glands	9	0.4	1.2	1.5	0.07	0.15	7	0.3	0.9	0.9	0.10	0.10	C07–08
Tonsil	9	0.4	1.2	1.3	0.11	0.14	2	0.1	0.3	0.3	0.02	0.05	C09
Other oropharynx	0	0.0	0.0	0.0	0.00	0.00	0	0.0	0.0	0.0	0.00	0.00	C10
Nasopharynx	25	1.2	3.4	3.7	0.27	0.49	11	0.4	1.5	1.5	0.12	0.17	C11
Hypopharynx	0	0.0	0.0	0.0	0.00	0.00	2	0.1	0.3	0.3	0.03	0.03	C12–13
Pharynx unspecified	0	0.0	0.0	0.0	0.00	0.00	1	0.0	0.1	0.1	0.01	0.01	C14
Oesophagus	32	1.5	4.3	5.5	0.30	0.45	4	0.1	0.5	0.5	0.03	0.03	C15
Stomach	90	4.3	12.1	14.1	0.83	1.65	86	3.2	11.4	11.8	0.62	1.31	C16
Small intestine	21	1.0	2.8	3.3	0.14	0.46	15	0.6	2.0	2.0	0.15	0.22	C17
Colon	115	5.5	15.5	18.5	0.85	2.07	105	3.9	14.0	14.4	0.94	1.66	C18
Rectum	108	5.2	14.6	16.8	1.02	1.99	54	2.0	7.2	7.4	0.46	0.79	C19–20
Anus	3	0.1	0.4	0.5	0.01	0.09	4	0.1	0.5	0.6	0.06	0.08	C21
Liver	120	5.7	16.2	19.0	1.08	2.13	38	1.4	5.1	5.4	0.28	0.67	C22
Gallbladder etc.	37	1.8	5.0	6.1	0.23	0.62	29	1.1	3.9	4.2	0.24	0.51	C23–24
Pancreas	49	2.3	6.6	7.9	0.41	0.73	60	2.2	8.0	7.9	0.32	0.81	C25
Nose, sinuses etc.	7	0.3	0.9	1.1	0.09	0.16	1	0.0	0.1	0.1	0.01	0.01	C30–31
Larynx	6	0.3	0.8	1.0	0.05	0.15	2	0.1	0.3	0.3	0.04	0.04	C32
Trachea, bronchus, and lung	314	15.0	42.3	51.9	2.11	6.01	209	7.8	27.8	28.8	1.36	3.46	C33–34
Other thoracic organs	6	0.3	0.8	0.8	0.06	0.06	3	0.1	0.4	0.4	0.03	0.07	C37–38
Bone	14	0.7	1.9	1.8	0.11	0.14	14	0.5	1.9	1.8	0.11	0.14	C40–41
Melanoma of skin	16	0.8	2.2	2.6	0.12	0.26	18	0.7	2.4	2.4	0.15	0.21	C43
Other skin	7	0.3	0.9	1.0	0.09	0.13	3	0.1	0.4	0.4	0.04	0.04	C44
Mesothelioma	5	0.2	0.7	0.8	0.00	0.03	1	0.0	0.1	0.1	0.01	0.01	C45
Kaposi sarcoma	1	0.0	0.1	0.2	0.00	0.04	2	0.1	0.3	0.2	0.00	0.00	C46
Connective and soft tissue	18	0.9	2.4	2.6	0.14	0.25	25	0.9	3.3	3.3	0.22	0.30	C47+C49
Breast	7	0.3	0.9	1.0	0.05	0.17	848	31.8	112.8	116.1	8.83	12.94	C50
Vulva							5	0.2	0.7	0.6	0.03	0.06	C51
Vagina							4	0.1	0.5	0.6	0.04	0.04	C52
Cervix uteri							47	1.8	6.3	6.3	0.54	0.69	C53
Corpus uteri							382	14.3	50.8	52.5	4.15	5.98	C54
Uterus unspecified							8	0.3	1.1	1.1	0.08	0.10	C55
Ovary							98	3.7	13.0	13.5	0.92	1.47	C56
Other female genital organs							31	1.2	4.1	4.3	0.26	0.45	C57
Placenta							3	0.1	0.4	0.4	0.03	0.03	C58
Penis	0	0.0	0.0	0.0	0.00	0.00							C60
Prostate	513	24.5	69.2	86.2	3.35	12.20							C61
Testis	30	1.4	4.0	3.9	0.28	0.28							C62
Other male genital organs	2	0.1	0.3	0.3	0.03	0.03							C63
Kidney	59	2.8	8.0	8.7	0.71	0.90	42	1.6	5.6	5.9	0.39	0.74	C64
Renal pelvis	3	0.1	0.4	0.5	0.02	0.07	1	0.0	0.1	0.1	0.02	0.02	C65
Ureter	4	0.2	0.5	0.7	0.04	0.10	1	0.0	0.1	0.1	0.02	0.02	C66
Bladder	18	0.9	2.4	3.2	0.08	0.30	13	0.5	1.7	1.8	0.12	0.19	C67
Other urinary organs	2	0.1	0.3	0.3	0.02	0.06	1	0.0	0.1	0.2	0.02	0.02	C68
Eye	2	0.1	0.3	0.3	0.01	0.04	1	0.0	0.1	0.2	0.01	0.01	C69
Brain and nervous system	40	1.9	5.4	5.7	0.38	0.50	33	1.2	4.4	4.5	0.30	0.39	C70–72
Thyroid	34	1.6	4.6	5.0	0.28	0.64	99	3.7	13.2	12.7	0.96	1.18	C73
Adrenal gland	5	0.2	0.7	0.8	0.05	0.05	6	0.2	0.8	0.8	0.06	0.06	C74
Other endocrine	3	0.1	0.4	0.4	0.04	0.04	4	0.1	0.5	0.5	0.03	0.03	C75
Hodgkin lymphoma	18	0.9	2.4	2.4	0.19	0.19	16	0.6	2.1	2.1	0.14	0.16	C81
Non-Hodgkin lymphoma	93	4.4	12.5	14.0	0.79	1.29	84	3.1	11.2	11.7	0.60	1.44	C82–86,C96
Immunoproliferative diseases	1	0.0	0.1	0.2	0.00	0.04	0	0.0	0.0	0.0	0.00	0.00	C88
Multiple myeloma	60	2.9	8.1	9.8	0.43	1.36	60	2.2	8.0	8.3	0.44	0.99	C90
Lymphoid leukaemia	33	1.6	4.4	4.9	0.29	0.41	27	1.0	3.6	3.9	0.18	0.41	C91
Myeloid leukaemia	49	2.3	6.6	7.5	0.38	0.82	33	1.2	4.4	4.5	0.32	0.47	C92–94
Leukaemia unspecified	0	0.0	0.0	0.0	0.00	0.00	2	0.1	0.3	0.3	0.00	0.03	C95
Myeloproliferative disorders	23	1.1	3.1	3.5	0.18	0.40	15	0.6	2.0	2.1	0.15	0.27	MPD
Myelodysplastic syndromes	9	0.4	1.2	1.4	0.05	0.16	18	0.7	2.4	2.5	0.10	0.34	MPS
Other and unspecified	52	2.5	7.0	8.9	0.24	1.04	69	2.6	9.2	9.3	0.49	1.02	O&U
All sites	2104		283.7	336.3	16.27	39.95	2673		355.7	365.8	24.75	40.73	C00–96
All sites except C44	2097	100.0	282.8	335.3	16.18	39.82	2670	100.0	355.3	365.4	24.72	40.70	C00–96 exc.C44

*See note following population pyramid

USA, Hawaii

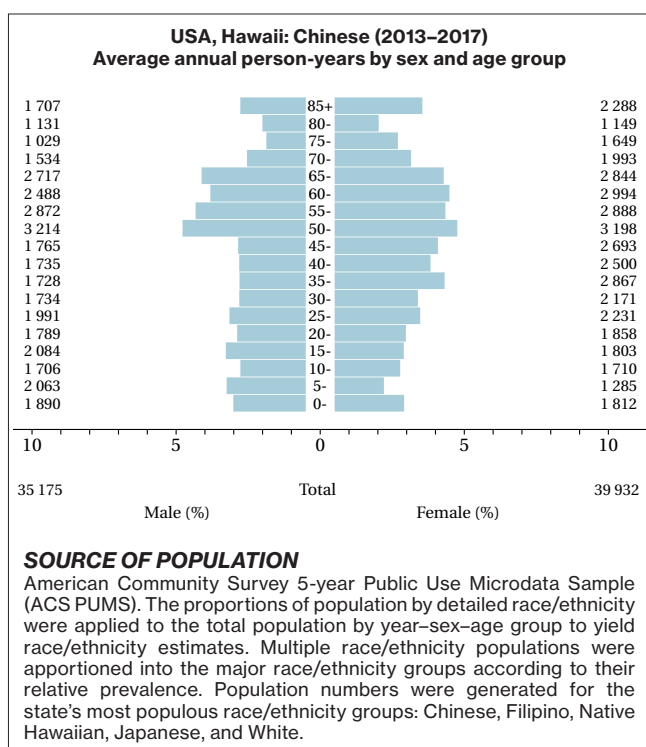
CONTRIBUTORS

Brenda Hernandez
Joni Davis

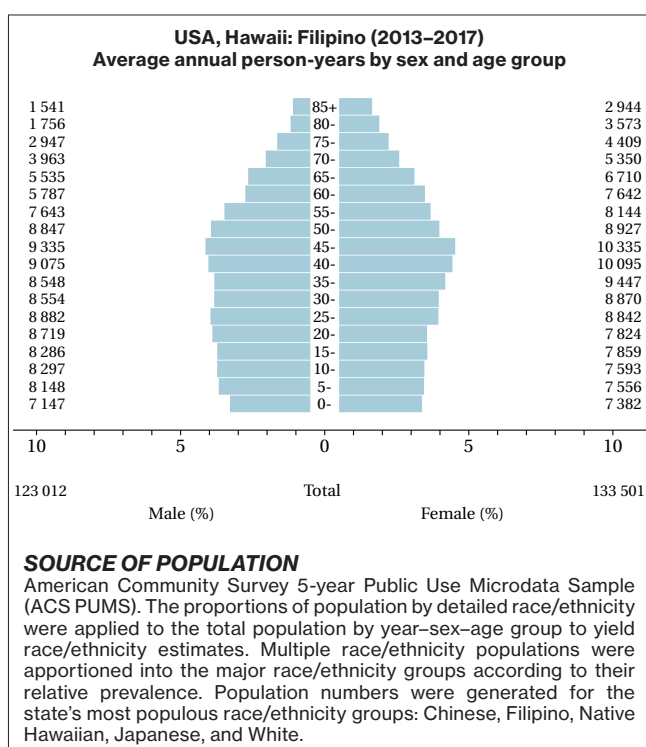


20 major cancers, ASR (World) per 100 000

Male		Female	
Prostate	58.1	Breast	97.1
Trachea, bronchus, and lung	33.5	Corpus uteri	24.8
Colon	18.7	Trachea, bronchus, and lung	21.8
Melanoma of skin	16.7	Thyroid	18.3
Rectum	13.4	Colon	14.9
Bladder	13.4	Melanoma of skin	11.1
Kidney	12.4	Rectum	8.3
Non-Hodgkin lymphoma	11.7	Non-Hodgkin lymphoma	8.2
Liver	11.5	Ovary	7.7
Pancreas	9.6	Pancreas	7.3
Stomach	6.4	Kidney	5.6
Thyroid	5.5	Cervix uteri	5.5
Other and unspecified	5.5	Liver	4.1
Testis	5.5	Lymphoid leukaemia	3.9
Myeloid leukaemia	5.3	Stomach	3.8
Lymphoid leukaemia	4.9	Other and unspecified	3.7
Multiple myeloma	4.2	Myeloid leukaemia	3.3
Tongue	4.2	Bladder	3.2
Brain and nervous system	4.1	Brain and nervous system	3.1
Oesophagus	3.9	Multiple myeloma	2.7
All sites	283.3	All sites	282.9

**NOTES ON THE DATA**

*No official mortality data. Rates based on low numbers due to small population.

**NOTES ON THE DATA**

*No official mortality data. Rates based on low numbers due to small population.

10 major cancers, ASR (World) per 100 000**Male**

Prostate	49.0
Trachea, bronchus, and lung	35.3
Non-Hodgkin lymphoma	14.8
Colon	13.9
Rectum	11.4
Kidney	10.1
Liver	9.5
Bladder	9.0
Pancreas	8.7
Thyroid	8.0
All sites	236.1

Female

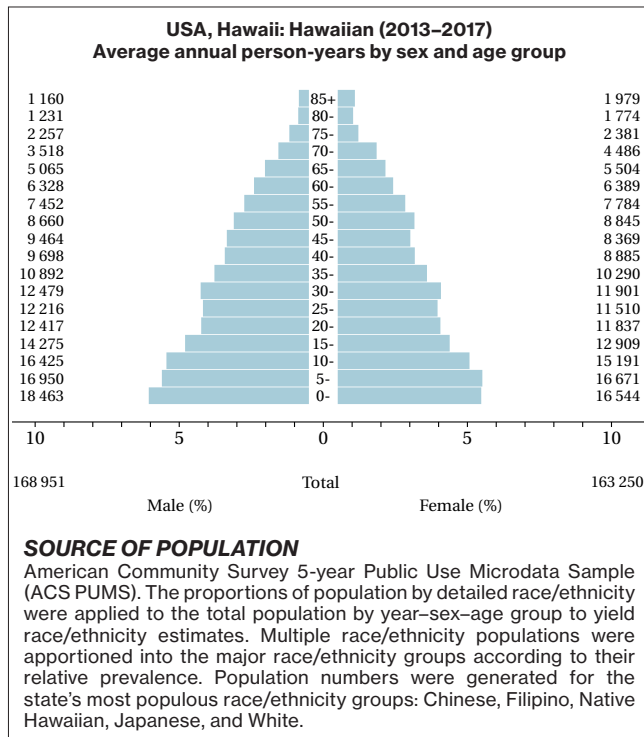
Breast	76.5
Corpus uteri	21.7
Trachea, bronchus, and lung	20.2
Thyroid	15.2
Colon	14.9
Rectum	7.4
Non-Hodgkin lymphoma	7.3
Kidney	5.7
Ovary	5.6
Myeloid leukaemia	5.5
All sites	224.7

10 major cancers, ASR (World) per 100 000**Male**

Prostate	59.1
Trachea, bronchus, and lung	40.9
Colon	19.0
Rectum	15.9
Non-Hodgkin lymphoma	12.3
Kidney	11.9
Liver	10.4
Bladder	8.5
Thyroid	7.4
Pancreas	6.9
All sites	257.8

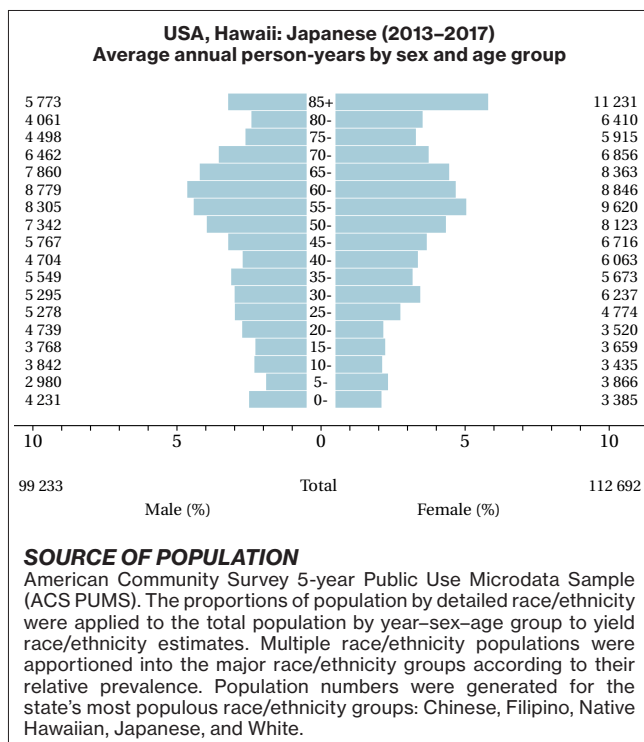
Female

Breast	85.9
Thyroid	26.0
Corpus uteri	22.0
Trachea, bronchus, and lung	19.1
Colon	13.0
Rectum	9.1
Ovary	6.9
Non-Hodgkin lymphoma	6.6
Kidney	6.3
Pancreas	5.1
All sites	246.3



NOTES ON THE DATA

*No official mortality data.



NOTES ON THE DATA

*No official mortality data. Rates based on low numbers due to small population.

10 major cancers, ASR (World) per 100 000

Male

Prostate	48.2
Trachea, bronchus, and lung	43.1
Colon	20.3
Liver	14.8
Kidney	14.0
Rectum	12.8
Pancreas	11.1
Bladder	9.4
Non-Hodgkin lymphoma	9.4
Stomach	7.9
All sites	273.5

Female

Breast	112.0
Trachea, bronchus, and lung	34.5
Corpus uteri	32.6
Thyroid	19.0
Colon	15.5
Pancreas	9.7
Non-Hodgkin lymphoma	7.6
Rectum	7.3
Ovary	6.7
Kidney	5.9
All sites	315.6

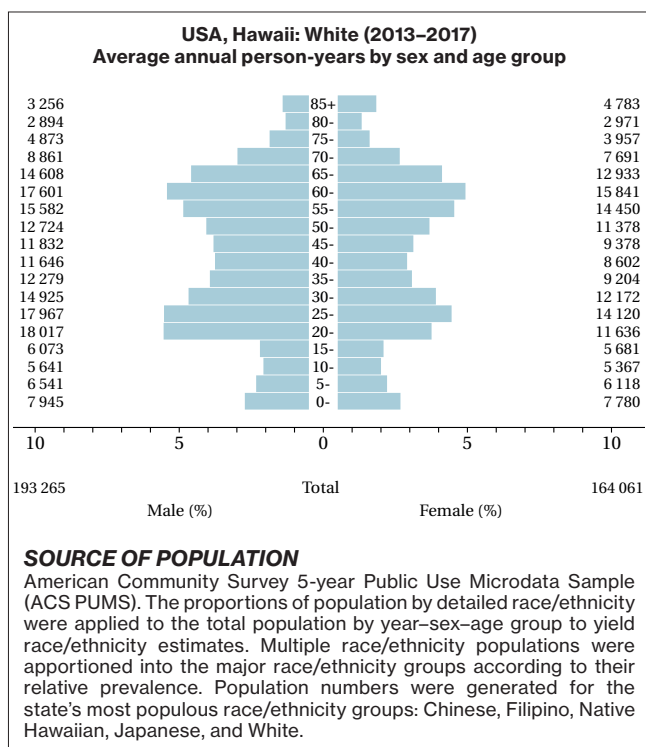
10 major cancers, ASR (World) per 100 000

Male

Prostate	55.0
Trachea, bronchus, and lung	27.5
Colon	21.6
Rectum	17.2
Kidney	13.1
Liver	11.6
Pancreas	10.7
Bladder	9.9
Non-Hodgkin lymphoma	9.1
Stomach	7.7
All sites	239.3

Female

Breast	118.7
Corpus uteri	23.2
Colon	16.2
Thyroid	13.8
Trachea, bronchus, and lung	12.4
Non-Hodgkin lymphoma	9.5
Rectum	8.3
Pancreas	7.6
Ovary	6.2
Liver	4.9
All sites	270.6



10 major cancers, ASR (World) per 100 000

Male

Prostate	58.0
Melanoma of skin	44.2
Trachea, bronchus, and lung	29.0
Bladder	20.2
Colon	17.5
Non-Hodgkin lymphoma	13.1
Kidney	12.3
Rectum	10.5
Pancreas	9.5
Liver	8.8
All sites	322.0

Female

Breast	95.4
Melanoma of skin	33.3
Trachea, bronchus, and lung	23.3
Corpus uteri	18.1
Thyroid	16.6
Colon	14.8
Non-Hodgkin lymphoma	9.5
Ovary	9.2
Rectum	7.5
Pancreas	7.2
All sites	306.1

USA, Hawaii (2013–2017)

SITE	Male						Female						ICD-10
	No. cases	Freq. (%)	Crude rate (per 100 000)	ASR world	Cum. rates 0–64 (%)	Cum. rates 0–74 (%)	No. cases	Freq. (%)	Crude rate (per 100 000)	ASR world	Cum. rates 0–64 (%)	Cum. rates 0–74 (%)	
Lip	27	0.2	0.8	0.5	0.04	0.05	7	0.0	0.2	0.1	0.01	0.02	C00
Tongue	249	1.4	7.0	4.2	0.27	0.52	124	0.7	3.5	2.0	0.13	0.24	C01–02
Mouth	94	0.5	2.6	1.6	0.11	0.19	76	0.4	2.2	1.1	0.06	0.11	C03–06
Salivary glands	69	0.4	1.9	1.2	0.07	0.12	69	0.4	2.0	1.3	0.08	0.13	C07–08
Tonsil	141	0.8	4.0	2.5	0.20	0.31	21	0.1	0.6	0.3	0.03	0.05	C09
Other oropharynx	25	0.1	0.7	0.4	0.04	0.06	5	0.0	0.1	0.1	0.01	0.01	C10
Nasopharynx	84	0.5	2.4	1.7	0.14	0.18	31	0.2	0.9	0.6	0.05	0.06	C11
Hypopharynx	61	0.3	1.7	0.9	0.04	0.13	13	0.1	0.4	0.2	0.02	0.03	C12–13
Pharynx unspecified	16	0.1	0.4	0.3	0.02	0.03	2	0.0	0.1	0.0	0.00	0.00	C14
Oesophagus	257	1.5	7.2	3.9	0.21	0.50	64	0.4	1.8	0.8	0.05	0.10	C15
Stomach	451	2.6	12.7	6.4	0.32	0.67	314	1.8	8.9	3.8	0.20	0.38	C16
Small intestine	95	0.5	2.7	1.5	0.10	0.19	77	0.4	2.2	1.1	0.07	0.13	C17
Colon	1146	6.5	32.2	18.7	1.17	2.19	1085	6.2	30.7	14.9	0.87	1.62	C18
Rectum	757	4.3	21.2	13.4	1.00	1.57	506	2.9	14.3	8.3	0.59	0.94	C19–20
Anus	37	0.2	1.0	0.6	0.04	0.08	67	0.4	1.9	1.1	0.09	0.13	C21
Liver	729	4.1	20.5	11.5	0.74	1.40	314	1.8	8.9	4.1	0.22	0.48	C22
Gallbladder etc.	153	0.9	4.3	2.1	0.08	0.24	127	0.7	3.6	1.5	0.07	0.17	C23–24
Pancreas	648	3.7	18.2	9.6	0.47	1.16	600	3.4	17.0	7.3	0.35	0.85	C25
Nose, sinuses etc.	44	0.2	1.2	0.7	0.03	0.10	17	0.1	0.5	0.2	0.01	0.03	C30–31
Larynx	157	0.9	4.4	2.5	0.14	0.32	22	0.1	0.6	0.4	0.03	0.05	C32
Trachea, bronchus, and lung	2357	13.3	66.1	33.5	1.44	4.08	1747	10.0	49.5	21.8	1.03	2.69	C33–34
Other thoracic organs	39	0.2	1.1	0.8	0.06	0.07	28	0.2	0.8	0.5	0.03	0.05	C37–38
Bone	36	0.2	1.0	1.0	0.06	0.08	35	0.2	1.0	1.0	0.06	0.07	C40–41
Melanoma of skin	995	5.6	27.9	16.7	0.96	2.04	621	3.6	17.6	11.1	0.81	1.27	C43
Other skin	107	0.6	3.0	1.6	0.08	0.17	65	0.4	1.8	0.9	0.05	0.09	C44
Mesothelioma	31	0.2	0.9	0.4	0.01	0.05	6	0.0	0.2	0.1	0.01	0.01	C45
Kaposi sarcoma	20	0.1	0.6	0.4	0.04	0.05	1	0.0	0.0	0.0	0.00	0.00	C46
Connective and soft tissue	168	1.0	4.7	3.3	0.19	0.32	119	0.7	3.4	2.1	0.13	0.22	C47+C49
Breast	40	0.2	1.1	0.6	0.03	0.08	5678	32.5	160.7	97.1	6.96	11.47	C50
Vulva							80	0.5	2.3	1.0	0.05	0.11	C51
Vagina							16	0.1	0.5	0.2	0.01	0.02	C52
Cervix uteri							247	1.4	7.0	5.5	0.46	0.52	C53
Corpus uteri							1393	8.0	39.4	24.8	1.94	2.91	C54
Uterus unspecified							21	0.1	0.6	0.4	0.03	0.03	C55
Ovary							426	2.4	12.1	7.7	0.56	0.79	C56
Other female genital organs							105	0.6	3.0	1.7	0.13	0.21	C57
Placenta							5	0.0	0.1	0.1	0.01	0.01	C58
Penis	25	0.1	0.7	0.4	0.02	0.05							C60
Prostate	3873	21.9	108.7	58.1	2.64	7.82							C61
Testis	210	1.2	5.9	5.5	0.42	0.43							C62
Other male genital organs	13	0.1	0.4	0.2	0.01	0.02							C63
Kidney	719	4.1	20.2	12.4	0.80	1.51	345	2.0	9.8	5.6	0.36	0.66	C64
Renal pelvis	40	0.2	1.1	0.5	0.02	0.05	32	0.2	0.9	0.4	0.02	0.04	C65
Ureter	30	0.2	0.8	0.4	0.02	0.04	15	0.1	0.4	0.1	0.01	0.01	C66
Bladder	963	5.4	27.0	13.4	0.52	1.52	266	1.5	7.5	3.2	0.14	0.38	C67
Other urinary organs	23	0.1	0.6	0.3	0.01	0.04	6	0.0	0.2	0.1	0.00	0.01	C68
Eye	34	0.2	1.0	0.7	0.04	0.07	19	0.1	0.5	0.4	0.03	0.04	C69
Brain and nervous system	191	1.1	5.4	4.1	0.26	0.38	150	0.9	4.2	3.1	0.20	0.31	C70–72
Thyroid	264	1.5	7.4	5.5	0.42	0.57	809	4.6	22.9	18.3	1.47	1.72	C73
Adrenal gland	7	0.0	0.2	0.3	0.02	0.02	11	0.1	0.3	0.3	0.02	0.02	C74
Other endocrine	6	0.0	0.2	0.2	0.01	0.02	2	0.0	0.1	0.0	0.00	0.00	C75
Hodgkin lymphoma	70	0.4	2.0	1.6	0.10	0.13	45	0.3	1.3	1.1	0.08	0.09	C81
Non-Hodgkin lymphoma	698	3.9	19.6	11.7	0.65	1.31	533	3.1	15.1	8.2	0.48	0.85	C82–86,C96
Immunoproliferative diseases	69	0.4	1.9	1.0	0.04	0.13	48	0.3	1.4	0.7	0.05	0.08	C88
Multiple myeloma	271	1.5	7.6	4.2	0.23	0.52	209	1.2	5.9	2.7	0.12	0.36	C90
Lymphoid leukaemia	243	1.4	6.8	4.9	0.27	0.50	174	1.0	4.9	3.9	0.21	0.32	C91
Myeloid leukaemia	293	1.7	8.2	5.3	0.30	0.54	189	1.1	5.3	3.3	0.19	0.33	C92–94
Leukaemia unspecified	22	0.1	0.6	0.4	0.02	0.04	13	0.1	0.4	0.2	0.01	0.02	C95
Myeloproliferative disorders	139	0.8	3.9	2.3	0.12	0.27	106	0.6	3.0	1.6	0.10	0.19	MPD
Myelodysplastic syndromes	155	0.9	4.3	1.9	0.05	0.16	105	0.6	3.0	1.0	0.03	0.10	MPS
Other and unspecified	389	2.2	10.9	5.5	0.26	0.62	312	1.8	8.8	3.7	0.17	0.38	O&U
All sites	17780		498.9	283.3	15.32	33.69	17523		496.0	282.9	18.93	31.93	C00–96
All sites except C44	17673	100.0	495.9	281.7	15.24	33.52	17458	100.0	494.2	282.1	18.88	31.84	C00–96 exc.C44

*USA, Hawaii: Chinese (2013–2017)

SITE	Male						Female						ICD-10
	No. cases	Freq. (%)	Crude rate (per 100 000)	ASR world	Cum. rates 0–64 (%)	Cum. rates 0–74 (%)	No. cases	Freq. (%)	Crude rate (per 100 000)	ASR world	Cum. rates 0–64 (%)	Cum. rates 0–74 (%)	
Lip	0	0.0	0.0	0.0	0.00	0.00	0	0.0	0.0	0.0	0.00	0.00	C00
Tongue	9	0.9	5.1	2.2	0.20	0.20	11	1.1	5.5	2.0	0.06	0.29	C01–02
Mouth	5	0.5	2.8	0.6	0.00	0.04	1	0.1	0.5	0.0	0.00	0.00	C03–06
Salivary glands	4	0.4	2.3	1.2	0.09	0.13	5	0.5	2.5	1.0	0.07	0.17	C07–08
Tonsil	3	0.3	1.7	0.5	0.00	0.10	2	0.2	1.0	0.4	0.00	0.07	C09
Other oropharynx	0	0.0	0.0	0.0	0.00	0.00	0	0.0	0.0	0.0	0.00	0.00	C10
Nasopharynx	17	1.7	9.7	6.1	0.47	0.71	5	0.5	2.5	1.6	0.15	0.15	C11
Hypopharynx	7	0.7	4.0	1.2	0.07	0.14	2	0.2	1.0	0.3	0.03	0.03	C12–13
Pharynx unspecified	0	0.0	0.0	0.0	0.00	0.00	0	0.0	0.0	0.0	0.00	0.00	C14
Oesophagus	16	1.6	9.1	3.8	0.17	0.53	3	0.3	1.5	0.1	0.00	0.00	C15
Stomach	31	3.2	17.6	6.7	0.30	0.85	21	2.1	10.5	4.2	0.21	0.49	C16
Small intestine	4	0.4	2.3	0.9	0.00	0.18	8	0.8	4.0	1.5	0.13	0.13	C17
Colon	59	6.0	33.5	13.9	0.84	1.54	79	7.7	39.6	14.9	0.99	1.57	C18
Rectum	39	4.0	22.2	11.4	0.97	1.31	31	3.0	15.5	7.4	0.50	0.84	C19–20
Anus	0	0.0	0.0	0.0	0.00	0.00	3	0.3	1.5	0.2	0.00	0.00	C21
Liver	40	4.1	22.7	9.5	0.69	1.13	28	2.7	14.0	4.0	0.24	0.51	C22
Gallbladder etc.	13	1.3	7.4	2.8	0.13	0.29	11	1.1	5.5	1.7	0.03	0.22	C23–24
Pancreas	39	4.0	22.2	8.7	0.43	1.14	40	3.9	20.0	5.0	0.23	0.52	C25
Nose, sinuses etc.	5	0.5	2.8	2.8	0.21	0.28	1	0.1	0.5	0.4	0.04	0.04	C30–31
Larynx	2	0.2	1.1	0.4	0.04	0.04	1	0.1	0.5	0.1	0.00	0.00	C32
Trachea, bronchus, and lung	172	17.5	97.8	35.3	1.66	3.92	128	12.5	64.1	20.2	0.98	2.38	C33–34
Other thoracic organs	3	0.3	1.7	0.5	0.04	0.04	0	0.0	0.0	0.0	0.00	0.00	C37–38
Bone	0	0.0	0.0	0.0	0.00	0.00	3	0.3	1.5	1.4	0.09	0.09	C40–41
Melanoma of skin	6	0.6	3.4	1.5	0.08	0.22	6	0.6	3.0	1.8	0.15	0.15	C43
Other skin	3	0.3	1.7	0.5	0.04	0.04	8	0.8	4.0	1.5	0.10	0.17	C44
Mesothelioma	3	0.3	1.7	0.8	0.06	0.06	0	0.0	0.0	0.0	0.00	0.00	C45
Kaposi sarcoma	0	0.0	0.0	0.0	0.00	0.00	0	0.0	0.0	0.0	0.00	0.00	C46
Connective and soft tissue	7	0.7	4.0	1.1	0.00	0.20	4	0.4	2.0	0.7	0.07	0.07	C47+C49
Breast	1	0.1	0.6	0.7	0.06	0.06	307	30.1	153.8	76.5	5.49	9.04	C50
Vulva							5	0.5	2.5	0.6	0.03	0.03	C51
Vagina							1	0.1	0.5	0.1	0.00	0.00	C52
Cervix uteri							10	1.0	5.0	3.2	0.27	0.36	C53
Corpus uteri							82	8.0	41.1	21.7	1.86	2.42	C54
Uterus unspecified							2	0.2	1.0	0.4	0.03	0.03	C55
Ovary							19	1.9	9.5	5.6	0.50	0.50	C56
Other female genital organs							5	0.5	2.5	1.1	0.04	0.12	C57
Placenta							0	0.0	0.0	0.0	0.00	0.00	C58
Penis	0	0.0	0.0	0.0	0.00	0.00							C60
Prostate	229	23.3	130.2	49.0	2.00	6.35							C61
Testis	5	0.5	2.8	4.2	0.28	0.28							C62
Other male genital organs	4	0.4	2.3	0.8	0.07	0.07							C63
Kidney	38	3.9	21.6	10.1	0.50	1.41	21	2.1	10.5	5.7	0.38	0.62	C64
Renal pelvis	2	0.2	1.1	0.4	0.04	0.04	3	0.3	1.5	0.3	0.00	0.00	C65
Ureter	3	0.3	1.7	0.7	0.08	0.08	1	0.1	0.5	0.1	0.00	0.00	C66
Bladder	52	5.3	29.6	9.0	0.18	1.04	19	1.9	9.5	2.3	0.03	0.24	C67
Other urinary organs	2	0.2	1.1	0.3	0.00	0.00	0	0.0	0.0	0.0	0.00	0.00	C68
Eye	1	0.1	0.6	0.3	0.04	0.04	0	0.0	0.0	0.0	0.00	0.00	C69
Brain and nervous system	9	0.9	5.1	3.2	0.22	0.33	2	0.2	1.0	0.1	0.00	0.00	C70–72
Thyroid	16	1.6	9.1	8.0	0.60	0.79	43	4.2	21.5	15.2	1.28	1.45	C73
Adrenal gland	0	0.0	0.0	0.0	0.00	0.00	2	0.2	1.0	0.4	0.03	0.03	C74
Other endocrine	1	0.1	0.6	1.1	0.06	0.06	0	0.0	0.0	0.0	0.00	0.00	C75
Hodgkin lymphoma	2	0.2	1.1	0.5	0.04	0.04	0	0.0	0.0	0.0	0.00	0.00	C81
Non-Hodgkin lymphoma	49	5.0	27.9	14.8	0.74	1.59	34	3.3	17.0	7.3	0.42	0.73	C82–86,C96
Immunoproliferative diseases	9	0.9	5.1	1.9	0.09	0.13	1	0.1	0.5	0.2	0.00	0.04	C88
Multiple myeloma	10	1.0	5.7	2.4	0.07	0.38	10	1.0	5.0	1.8	0.10	0.26	C90
Lymphoid leukaemia	12	1.2	6.8	4.1	0.20	0.43	8	0.8	4.0	1.4	0.04	0.12	C91
Myeloid leukaemia	19	1.9	10.8	4.7	0.22	0.49	19	1.9	9.5	5.5	0.23	0.43	C92–94
Leukaemia unspecified	1	0.1	0.6	0.3	0.00	0.06	0	0.0	0.0	0.0	0.00	0.00	C95
Myeloproliferative disorders	4	0.4	2.3	1.2	0.06	0.12	7	0.7	3.5	1.2	0.07	0.12	MPD
Myelodysplastic syndromes	9	0.9	5.1	1.4	0.04	0.21	7	0.7	3.5	0.9	0.03	0.08	MPS
Other and unspecified	20	2.0	11.4	4.1	0.18	0.51	19	1.9	9.5	2.8	0.14	0.28	O&U
All sites	982	100.0	560.1	236.1	12.26	27.60	1028	100.0	510.9	223.2	14.95	24.77	C00–96
All sites except C44	982	100.0	558.3	235.5	12.22	27.56	1020	100.0	510.9	223.2	14.95	24.60	C00–96 exc.C44

*See note following population pyramid

***USA, Hawaii: Filipino (2013–2017)**

SITE	Male						Female						ICD-10
	No. cases	Freq. (%)	Crude rate (per 100 000)	ASR world	Cum. rates 0–64 (%)	Cum. rates 0–74 (%)	No. cases	Freq. (%)	Crude rate (per 100 000)	ASR world	Cum. rates 0–64 (%)	Cum. rates 0–74 (%)	
Lip	3	0.1	0.5	0.4	0.03	0.05	0	0.0	0.0	0.0	0.00	0.00	C00
Tongue	14	0.6	2.3	1.4	0.11	0.12	15	0.5	2.2	1.6	0.12	0.18	C01–02
Mouth	10	0.4	1.6	1.1	0.09	0.13	14	0.5	2.1	1.3	0.05	0.14	C03–06
Salivary glands	9	0.4	1.5	1.1	0.08	0.13	16	0.6	2.4	1.5	0.13	0.16	C07–08
Tonsil	6	0.2	1.0	0.6	0.04	0.05	3	0.1	0.4	0.2	0.02	0.02	C09
Other oropharynx	1	0.0	0.2	0.1	0.01	0.01	0	0.0	0.0	0.0	0.00	0.00	C10
Nasopharynx	25	1.0	4.1	2.9	0.25	0.29	10	0.4	1.5	0.8	0.06	0.09	C11
Hypopharynx	4	0.2	0.7	0.4	0.00	0.08	0	0.0	0.0	0.0	0.00	0.00	C12–13
Pharynx unspecified	1	0.0	0.2	0.1	0.00	0.00	0	0.0	0.0	0.0	0.00	0.00	C14
Oesophagus	35	1.4	5.7	3.9	0.23	0.56	2	0.1	0.3	0.1	0.01	0.01	C15
Stomach	57	2.3	9.3	5.1	0.19	0.49	42	1.5	6.3	2.6	0.11	0.27	C16
Small intestine	12	0.5	2.0	1.2	0.06	0.14	13	0.5	1.9	1.0	0.06	0.13	C17
Colon	186	7.4	30.2	19.0	1.08	2.38	163	5.9	24.4	13.0	0.82	1.41	C18
Rectum	147	5.8	23.9	15.9	1.07	1.79	106	3.9	15.9	9.1	0.59	1.04	C19–20
Anus	1	0.0	0.2	0.1	0.01	0.01	3	0.1	0.4	0.4	0.04	0.04	C21
Liver	104	4.1	16.9	10.4	0.63	1.23	48	1.8	7.2	3.4	0.13	0.39	C22
Gallbladder etc.	21	0.8	3.4	1.8	0.07	0.18	24	0.9	3.6	1.8	0.09	0.23	C23–24
Pancreas	70	2.8	11.4	6.9	0.34	0.83	76	2.8	11.4	5.1	0.26	0.49	C25
Nose, sinuses etc.	8	0.3	1.3	1.0	0.06	0.12	2	0.1	0.3	0.2	0.01	0.03	C30–31
Larynx	16	0.6	2.6	1.5	0.07	0.17	1	0.0	0.1	0.1	0.01	0.01	C32
Trachea, bronchus, and lung	439	17.4	71.4	40.9	1.52	4.87	269	9.8	40.3	19.1	0.91	2.36	C33–34
Other thoracic organs	6	0.2	1.0	0.8	0.07	0.07	6	0.2	0.9	0.7	0.04	0.08	C37–38
Bone	4	0.2	0.7	0.7	0.05	0.05	9	0.3	1.3	1.2	0.09	0.10	C40–41
Melanoma of skin	13	0.5	2.1	1.4	0.07	0.16	9	0.3	1.3	1.0	0.06	0.11	C43
Other skin	8	0.3	1.3	0.8	0.04	0.12	2	0.1	0.3	0.2	0.02	0.02	C44
Mesothelioma	4	0.2	0.7	0.3	0.00	0.05	0	0.0	0.0	0.0	0.00	0.00	C45
Kaposi sarcoma	2	0.1	0.3	0.3	0.02	0.02	0	0.0	0.0	0.0	0.00	0.00	C46
Connective and soft tissue	33	1.3	5.4	4.2	0.25	0.38	25	0.9	3.7	2.2	0.18	0.27	C47+C49
Breast	7	0.3	1.1	0.8	0.04	0.08	902	32.9	135.1	85.9	6.58	10.10	C50
Vulva							10	0.4	1.5	0.6	0.02	0.05	C51
Vagina							4	0.1	0.6	0.3	0.03	0.04	C52
Cervix uteri							30	1.1	4.5	3.4	0.29	0.32	C53
Corpus uteri							226	8.2	33.9	22.0	1.79	2.54	C54
Uterus unspecified							2	0.1	0.3	0.2	0.02	0.02	C55
Ovary							68	2.5	10.2	6.9	0.48	0.68	C56
Other female genital organs							16	0.6	2.4	1.5	0.13	0.18	C57
Placenta							1	0.0	0.1	0.1	0.01	0.01	C58
Penis		0.1	0.3	0.3	0.02	0.02							C60
Prostate	598	23.7	97.2	59.1	2.55	8.18							C61
Testis	13	0.5	2.1	1.9	0.14	0.14							C62
Other male genital organs	3	0.1	0.5	0.2	0.00	0.02							C63
Kidney	111	4.4	18.0	11.9	0.72	1.46	70	2.6	10.5	6.3	0.39	0.83	C64
Renal pelvis	3	0.1	0.5	0.3	0.02	0.02	2	0.1	0.3	0.2	0.02	0.02	C65
Ureter	2	0.1	0.3	0.2	0.00	0.02	2	0.1	0.3	0.2	0.01	0.03	C66
Bladder	94	3.7	15.3	8.5	0.37	0.94	26	0.9	3.9	1.5	0.03	0.15	C67
Other urinary organs	2	0.1	0.3	0.2	0.01	0.01	1	0.0	0.1	0.0	0.00	0.00	C68
Eye	1	0.0	0.2	0.1	0.00	0.02	2	0.1	0.3	0.2	0.02	0.02	C69
Brain and nervous system	28	1.1	4.6	3.6	0.22	0.36	16	0.6	2.4	1.4	0.08	0.18	C70–72
Thyroid	63	2.5	10.2	7.4	0.59	0.83	224	8.2	33.6	26.0	2.14	2.48	C73
Adrenal gland	0	0.0	0.0	0.0	0.00	0.00	1	0.0	0.1	0.1	0.01	0.01	C74
Other endocrine	1	0.0	0.2	0.2	0.01	0.01	0	0.0	0.0	0.0	0.00	0.00	C75
Hodgkin lymphoma	6	0.2	1.0	0.8	0.04	0.08	9	0.3	1.3	1.3	0.09	0.11	C81
Non-Hodgkin lymphoma	115	4.6	18.7	12.3	0.66	1.38	80	2.9	12.0	6.6	0.38	0.64	C82–86,C96
Immunoproliferative diseases	14	0.6	2.3	1.5	0.09	0.20	8	0.3	1.2	0.6	0.05	0.07	C88
Multiple myeloma	47	1.9	7.6	4.7	0.28	0.55	49	1.8	7.3	3.4	0.14	0.48	C90
Lymphoid leukaemia	26	1.0	4.2	4.0	0.27	0.31	21	0.8	3.1	3.0	0.15	0.20	C91
Myeloid leukaemia	55	2.2	8.9	6.2	0.32	0.49	28	1.0	4.2	2.5	0.14	0.24	C92–94
Leukaemia unspecified	3	0.1	0.5	0.4	0.02	0.02	1	0.0	0.1	0.0	0.00	0.00	C95
Myeloproliferative disorders	32	1.3	5.2	3.2	0.14	0.35	23	0.8	3.4	2.0	0.12	0.27	MPD
Myelodysplastic syndromes	26	1.0	4.2	2.2	0.02	0.20	19	0.7	2.8	1.1	0.02	0.13	MPS
Other and unspecified	41	1.6	6.7	3.9	0.12	0.53	43	1.6	6.4	2.3	0.08	0.21	O&U
All sites	2532		411.7	257.8	13.11	30.73	2742		410.8	246.3	17.04	27.61	C00–96
All sites except C44	2524	100.0	410.4	257.0	13.07	30.61	2740	100.0	410.5	246.1	17.02	27.59	C00–96 exc.C44

*See note following population pyramid

*USA, Hawaii: Hawaiian (2013–2017)

SITE	Male						Female						ICD-10
	No. cases	Freq. (%)	Crude rate (per 100 000)	ASR world	Cum. rates 0–64 (%)	Cum. rates 0–74 (%)	No. cases	Freq. (%)	Crude rate (per 100 000)	ASR world	Cum. rates 0–64 (%)	Cum. rates 0–74 (%)	
Lip	3	0.1	0.4	0.3	0.04	0.04	0	0.0	0.0	0.0	0.00	0.00	C00
Tongue	29	1.2	3.4	3.3	0.20	0.45	17	0.6	2.1	1.9	0.12	0.24	C01–02
Mouth	10	0.4	1.2	1.2	0.10	0.17	12	0.4	1.5	1.4	0.12	0.16	C03–06
Salivary glands	7	0.3	0.8	0.8	0.05	0.08	11	0.4	1.3	1.1	0.08	0.12	C07–08
Tonsil	25	1.0	3.0	2.8	0.18	0.35	4	0.1	0.5	0.4	0.04	0.05	C09
Other oropharynx	5	0.2	0.6	0.6	0.05	0.08	0	0.0	0.0	0.0	0.00	0.00	C10
Nasopharynx	13	0.5	1.5	1.5	0.12	0.15	10	0.3	1.2	1.2	0.12	0.12	C11
Hypopharynx	8	0.3	0.9	0.8	0.06	0.08	2	0.1	0.2	0.2	0.02	0.04	C12–13
Pharynx unspecified	3	0.1	0.4	0.4	0.04	0.04	0	0.0	0.0	0.0	0.00	0.00	C14
Oesophagus	34	1.4	4.0	3.7	0.18	0.47	11	0.4	1.3	1.0	0.04	0.12	C15
Stomach	73	3.0	8.6	7.9	0.37	0.94	43	1.4	5.3	4.1	0.25	0.41	C16
Small intestine	21	0.9	2.5	2.3	0.12	0.31	20	0.7	2.5	2.2	0.15	0.29	C17
Colon	179	7.3	21.2	20.3	1.30	2.48	154	5.1	18.9	15.5	0.89	1.74	C18
Rectum	112	4.6	13.3	12.8	0.94	1.47	68	2.3	8.3	7.3	0.59	0.90	C19–20
Anus	5	0.2	0.6	0.6	0.04	0.08	1	0.0	0.1	0.1	0.02	0.02	C21
Liver	132	5.4	15.6	14.8	0.91	1.88	50	1.7	6.1	5.0	0.28	0.65	C22
Gallbladder etc.	27	1.1	3.2	2.9	0.16	0.35	18	0.6	2.2	1.6	0.08	0.12	C23–24
Pancreas	102	4.2	12.1	11.1	0.48	1.38	102	3.4	12.5	9.7	0.46	1.10	C25
Nose, sinuses etc.	5	0.2	0.6	0.6	0.01	0.08	2	0.1	0.2	0.2	0.02	0.02	C30–31
Larynx	23	0.9	2.7	2.5	0.12	0.33	7	0.2	0.9	0.8	0.06	0.12	C32
Trachea, bronchus, and lung	397	16.2	47.0	43.1	2.05	5.47	360	12.0	44.1	34.5	1.76	4.27	C33–34
Other thoracic organs	10	0.4	1.2	1.2	0.10	0.10	7	0.2	0.9	0.8	0.06	0.08	C37–38
Bone	8	0.3	0.9	1.0	0.05	0.08	7	0.2	0.9	0.9	0.05	0.05	C40–41
Melanoma of skin	31	1.3	3.7	3.6	0.25	0.51	19	0.6	2.3	1.7	0.08	0.21	C43
Other skin	15	0.6	1.8	1.6	0.07	0.21	8	0.3	1.0	0.9	0.07	0.11	C44
Mesothelioma	6	0.2	0.7	0.7	0.03	0.12	0	0.0	0.0	0.0	0.00	0.00	C45
Kaposi sarcoma	1	0.0	0.1	0.1	0.01	0.01	0	0.0	0.0	0.0	0.00	0.00	C46
Connective and soft tissue	33	1.3	3.9	3.8	0.23	0.47	18	0.6	2.2	1.9	0.09	0.19	C47+C49
Breast	10	0.4	1.2	1.1	0.04	0.16	1041	34.8	127.5	112.0	7.76	13.86	C50
Vulva							2	0.1	0.2	0.2	0.02	0.03	C51
Vagina							1	0.0	0.1	0.1	0.02	0.02	C52
Cervix uteri							41	1.4	5.0	4.6	0.41	0.45	C53
Corpus uteri							297	9.9	36.4	32.6	2.53	3.95	C54
Uterus unspecified							3	0.1	0.4	0.2	0.01	0.01	C55
Ovary							63	2.1	7.7	6.7	0.41	0.76	C56
Other female genital organs							20	0.7	2.5	2.4	0.22	0.29	C57
Placenta							1	0.0	0.1	0.1	0.01	0.01	C58
Penis	5	0.2	0.6	0.5	0.03	0.05							C60
Prostate	438	17.9	51.8	48.2	2.17	6.49							C61
Testis	56	2.3	6.6	6.6	0.52	0.52							C62
Other male genital organs	1	0.0	0.1	0.1	0.01	0.01							C63
Kidney	123	5.0	14.6	14.0	0.98	1.76	57	1.9	7.0	5.9	0.34	0.66	C64
Renal pelvis	1	0.0	0.1	0.1	0.01	0.01	4	0.1	0.5	0.4	0.02	0.05	C65
Ureter	5	0.2	0.6	0.5	0.00	0.05	2	0.1	0.2	0.2	0.01	0.01	C66
Bladder	89	3.6	10.5	9.4	0.42	0.98	38	1.3	4.7	3.5	0.13	0.41	C67
Other urinary organs	3	0.1	0.4	0.3	0.02	0.02	0	0.0	0.0	0.0	0.00	0.00	C68
Eye	5	0.2	0.6	0.6	0.03	0.03	3	0.1	0.4	0.4	0.02	0.04	C69
Brain and nervous system	26	1.1	3.1	3.0	0.15	0.28	34	1.1	4.2	3.7	0.19	0.40	C70–72
Thyroid	41	1.7	4.9	4.8	0.38	0.51	162	5.4	19.8	19.0	1.52	1.78	C73
Adrenal gland	1	0.0	0.1	0.1	0.01	0.01	2	0.1	0.2	0.3	0.02	0.02	C74
Other endocrine	1	0.0	0.1	0.1	0.00	0.03	0	0.0	0.0	0.0	0.00	0.00	C75
Hodgkin lymphoma	13	0.5	1.5	1.5	0.10	0.10	11	0.4	1.3	1.2	0.08	0.14	C81
Non-Hodgkin lymphoma	87	3.5	10.3	9.4	0.49	1.04	73	2.4	8.9	7.6	0.47	0.77	C82–86,C96
Immunoproliferative diseases	6	0.2	0.7	0.6	0.03	0.05	5	0.2	0.6	0.5	0.04	0.05	C88
Multiple myeloma	40	1.6	4.7	4.4	0.25	0.57	45	1.5	5.5	4.2	0.10	0.53	C90
Lymphoid leukaemia	41	1.7	4.9	4.9	0.27	0.43	31	1.0	3.8	3.5	0.19	0.26	C91
Myeloid leukaemia	49	2.0	5.8	5.6	0.34	0.64	30	1.0	3.7	3.2	0.19	0.32	C92–94
Leukaemia unspecified	3	0.1	0.4	0.4	0.03	0.05	3	0.1	0.4	0.3	0.01	0.01	C95
Myeloproliferative disorders	22	0.9	2.6	2.4	0.12	0.27	15	0.5	1.8	1.7	0.12	0.24	MPD
Myelodysplastic syndromes	27	1.1	3.2	2.8	0.10	0.24	16	0.5	2.0	1.4	0.04	0.19	MPS
Other and unspecified	56	2.3	6.6	5.9	0.37	0.60	50	1.7	6.1	4.9	0.28	0.52	O&U
All sites	2466		291.9	273.5	15.11	33.09	3001		367.7	315.6	20.61	36.88	C00–96
All sites except C44	2451	100.0	290.1	271.9	15.04	32.87	2993	100.0	366.7	314.7	20.54	36.77	C00–96 exc.C44

*See note following population pyramid

*USA, Hawaii: Japanese (2013–2017)

SITE	Male						Female						ICD-10
	No. cases	Freq. (%)	Crude rate (per 100 000)	ASR world	Cum. rates 0–64 (%)	Cum. rates 0–74 (%)	No. cases	Freq. (%)	Crude rate (per 100 000)	ASR world	Cum. rates 0–64 (%)	Cum. rates 0–74 (%)	
Lip	1	0.0	0.2	0.3	0.02	0.02	1	0.0	0.2	0.1	0.01	0.01	C00
Tongue	44	1.2	8.9	3.9	0.25	0.40	31	0.8	5.5	2.3	0.19	0.24	C01–02
Mouth	14	0.4	2.8	0.9	0.06	0.11	21	0.5	3.7	0.9	0.05	0.10	C03–06
Salivary glands	9	0.2	1.8	0.7	0.03	0.06	10	0.3	1.8	0.8	0.04	0.10	C07–08
Tonsil	16	0.4	3.2	1.6	0.12	0.18	2	0.1	0.4	0.1	0.01	0.03	C09
Other oropharynx	1	0.0	0.2	0.1	0.01	0.01	2	0.1	0.4	0.1	0.01	0.01	C10
Nasopharynx	2	0.1	0.4	0.1	0.00	0.03	2	0.1	0.4	0.1	0.01	0.01	C11
Hypopharynx	17	0.5	3.4	1.0	0.01	0.15	3	0.1	0.5	0.3	0.02	0.04	C12–13
Pharynx unspecified	2	0.1	0.4	0.1	0.00	0.00	1	0.0	0.2	0.0	0.00	0.00	C14
Oesophagus	59	1.6	11.9	4.0	0.24	0.51	13	0.3	2.3	0.8	0.06	0.11	C15
Stomach	147	4.0	29.6	7.7	0.37	0.71	116	3.0	20.6	4.4	0.19	0.42	C16
Small intestine	25	0.7	5.0	2.2	0.18	0.25	14	0.4	2.5	0.7	0.05	0.08	C17
Colon	289	8.0	58.2	21.6	1.44	2.52	319	8.1	56.6	16.2	0.92	1.86	C18
Rectum	194	5.3	39.1	17.2	1.39	2.03	112	2.9	19.9	8.3	0.61	0.94	C19–20
Anus	4	0.1	0.8	0.3	0.01	0.03	9	0.2	1.6	0.5	0.03	0.07	C21
Liver	167	4.6	33.7	11.6	0.70	1.27	89	2.3	15.8	4.9	0.26	0.52	C22
Gallbladder etc.	44	1.2	8.9	2.3	0.11	0.25	37	0.9	6.6	1.9	0.11	0.20	C23–24
Pancreas	183	5.0	36.9	10.7	0.54	1.21	184	4.7	32.7	7.5	0.30	0.97	C25
Nose, sinuses etc.	7	0.2	1.4	0.4	0.02	0.04	4	0.1	0.7	0.0	0.00	0.00	C30–31
Larynx	23	0.6	4.6	1.4	0.03	0.19	1	0.0	0.2	0.1	0.01	0.01	C32
Trachea, bronchus, and lung	523	14.4	105.4	27.5	1.04	3.34	331	8.4	58.7	12.4	0.50	1.44	C33–34
Other thoracic organs	12	0.3	2.4	1.2	0.10	0.12	10	0.3	1.8	0.9	0.06	0.08	C37–38
Bone	4	0.1	0.8	0.6	0.03	0.05	5	0.1	0.9	0.9	0.06	0.06	C40–41
Melanoma of skin	21	0.6	4.2	1.5	0.09	0.20	14	0.4	2.5	1.5	0.12	0.15	C43
Other skin	21	0.6	4.2	1.2	0.06	0.11	13	0.3	2.3	0.9	0.06	0.07	C44
Mesothelioma	6	0.2	1.2	0.3	0.01	0.02	4	0.1	0.7	0.6	0.04	0.05	C45
Kaposi sarcoma	2	0.1	0.4	0.2	0.02	0.02	0	0.0	0.0	0.0	0.00	0.00	C46
Connective and soft tissue	22	0.6	4.4	1.7	0.09	0.19	27	0.7	4.8	1.9	0.14	0.23	C47+C49
Breast	4	0.1	0.8	0.3	0.01	0.04	1473	37.6	261.4	118.7	8.65	13.76	C50
Vulva							20	0.5	3.5	0.9	0.05	0.09	C51
Vagina							3	0.1	0.5	0.4	0.03	0.04	C52
Cervix uteri							37	0.9	6.6	3.8	0.30	0.38	C53
Corpus uteri							267	6.8	47.4	23.2	1.84	2.70	C54
Uterus unspecified							7	0.2	1.2	0.5	0.05	0.06	C55
Ovary							78	2.0	13.8	6.2	0.47	0.71	C56
Other female genital organs							13	0.3	2.3	0.9	0.07	0.10	C57
Placenta							0	0.0	0.0	0.0	0.00	0.00	C58
Penis	4	0.1	0.8	0.2	0.00	0.04							C60
Prostate	908	25.0	183.0	55.0	2.10	7.51							C61
Testis	19	0.5	3.8	4.3	0.34	0.34							C62
Other male genital organs	0	0.0	0.0	0.0	0.00	0.00							C63
Kidney	150	4.1	30.2	13.1	0.90	1.52	74	1.9	13.1	4.5	0.22	0.60	C64
Renal pelvis	17	0.5	3.4	0.7	0.01	0.07	16	0.4	2.8	0.7	0.05	0.07	C65
Ureter	10	0.3	2.0	0.5	0.01	0.04	7	0.2	1.2	0.2	0.01	0.01	C66
Bladder	207	5.7	41.7	9.9	0.30	1.10	74	1.9	13.1	3.6	0.20	0.46	C67
Other urinary organs	5	0.1	1.0	0.2	0.01	0.01	3	0.1	0.5	0.2	0.01	0.03	C68
Eye	0	0.0	0.0	0.0	0.00	0.00	0	0.0	0.0	0.0	0.00	0.00	C69
Brain and nervous system	16	0.4	3.2	1.8	0.14	0.18	23	0.6	4.1	2.1	0.16	0.23	C70–72
Thyroid	31	0.9	6.2	3.6	0.28	0.34	97	2.5	17.2	13.8	1.05	1.28	C73
Adrenal gland	4	0.1	0.8	1.2	0.08	0.08	2	0.1	0.4	0.3	0.03	0.03	C74
Other endocrine	2	0.1	0.4	0.4	0.02	0.04	1	0.0	0.2	0.2	0.02	0.02	C75
Hodgkin lymphoma	8	0.2	1.6	0.9	0.05	0.08	5	0.1	0.9	0.8	0.06	0.06	C81
Non-Hodgkin lymphoma	138	3.8	27.8	9.1	0.44	1.01	135	3.4	24.0	9.5	0.55	0.94	C82–86,C96
Immunoproliferative diseases	15	0.4	3.0	0.9	0.02	0.11	13	0.3	2.3	0.9	0.08	0.09	C88
Multiple myeloma	31	0.9	6.2	1.8	0.07	0.23	31	0.8	5.5	1.4	0.08	0.16	C90
Lymphoid leukaemia	18	0.5	3.6	1.5	0.07	0.14	20	0.5	3.5	1.4	0.09	0.13	C91
Myeloid leukaemia	57	1.6	11.5	5.2	0.36	0.53	37	0.9	6.6	2.3	0.11	0.25	C92–94
Leukaemia unspecified	8	0.2	1.6	0.6	0.03	0.06	2	0.1	0.4	0.2	0.01	0.01	C95
Myeloproliferative disorders	17	0.5	3.4	1.0	0.02	0.13	14	0.4	2.5	1.1	0.06	0.09	MPD
Myelodysplastic syndromes	44	1.2	8.9	1.4	0.01	0.09	30	0.8	5.3	0.7	0.04	0.06	MPS
Other and unspecified	80	2.2	16.1	3.4	0.13	0.39	78	2.0	13.8	3.2	0.12	0.25	O&U
All sites	3652		736.0	239.3	12.40	28.10	3935		698.4	270.6	18.28	30.39	C00–96
All sites except C44	3631	100.0	731.8	238.1	12.34	27.99	3922	100.0	696.1	269.7	18.23	30.32	C00–96 exc.C44

*See note following population pyramid

USA, Hawaii: White (2013–2017)

SITE	Male						Female						ICD-10
	No. cases	Freq. (%)	Crude rate (per 100 000)	ASR world	Cum. rates 0–64 (%)	Cum. rates 0–74 (%)	No. cases	Freq. (%)	Crude rate (per 100 000)	ASR world	Cum. rates 0–64 (%)	Cum. rates 0–74 (%)	
Lip	16	0.3	1.7	1.0	0.08	0.08	4	0.1	0.5	0.2	0.01	0.03	C00
Tongue	139	2.2	14.4	7.1	0.45	0.95	39	0.8	4.8	2.2	0.12	0.25	C01–02
Mouth	43	0.7	4.4	2.2	0.15	0.27	22	0.4	2.7	1.0	0.04	0.10	C03–06
Salivary glands	33	0.5	3.4	1.6	0.10	0.17	17	0.3	2.1	1.4	0.08	0.12	C07–08
Tonsil	83	1.3	8.6	4.7	0.40	0.59	9	0.2	1.1	0.5	0.04	0.06	C09
Other oropharynx	17	0.3	1.8	0.8	0.06	0.10	2	0.0	0.2	0.1	0.01	0.02	C10
Nasopharynx	9	0.1	0.9	0.5	0.03	0.06	1	0.0	0.1	0.1	0.01	0.01	C11
Hypopharynx	18	0.3	1.9	0.8	0.03	0.13	5	0.1	0.6	0.3	0.03	0.04	C12–13
Pharynx unspecified	8	0.1	0.8	0.4	0.02	0.06	1	0.0	0.1	0.0	0.00	0.01	C14
Oesophagus	91	1.4	9.4	4.1	0.19	0.44	27	0.5	3.3	1.4	0.07	0.16	C15
Stomach	79	1.2	8.2	3.6	0.20	0.42	38	0.8	4.6	1.9	0.10	0.20	C16
Small intestine	23	0.4	2.4	1.1	0.08	0.12	17	0.3	2.1	0.9	0.05	0.10	C17
Colon	330	5.2	34.1	17.5	1.09	1.95	277	5.6	33.8	14.8	0.77	1.45	C18
Rectum	186	2.9	19.2	10.5	0.76	1.25	121	2.5	14.8	7.5	0.53	0.83	C19–20
Anus	23	0.4	2.4	1.1	0.06	0.16	48	1.0	5.9	2.8	0.24	0.33	C21
Liver	195	3.1	20.2	8.8	0.55	1.14	63	1.3	7.7	3.1	0.19	0.36	C22
Gallbladder etc.	37	0.6	3.8	1.6	0.03	0.22	26	0.5	3.2	1.1	0.02	0.14	C23–24
Pancreas	197	3.1	20.4	9.5	0.49	1.14	146	3.0	17.8	7.2	0.32	0.90	C25
Nose, sinuses etc.	15	0.2	1.6	0.7	0.02	0.12	5	0.1	0.6	0.2	0.01	0.04	C30–31
Larynx	79	1.2	8.2	4.0	0.26	0.48	11	0.2	1.3	0.6	0.05	0.08	C32
Trachea, bronchus, and lung	646	10.2	66.9	29.0	1.26	3.54	481	9.8	58.6	23.3	0.94	2.71	C33–34
Other thoracic organs	6	0.1	0.6	0.6	0.02	0.04	4	0.1	0.5	0.1	0.00	0.01	C37–38
Bone	13	0.2	1.3	0.8	0.06	0.08	8	0.2	1.0	0.9	0.04	0.08	C40–41
Melanoma of skin	852	13.4	88.2	44.2	2.42	5.09	510	10.4	62.2	33.3	2.30	3.73	C43
Other skin	50	0.8	5.2	2.4	0.12	0.22	28	0.6	3.4	1.4	0.05	0.13	C44
Mesothelioma	10	0.2	1.0	0.4	0.01	0.04	1	0.0	0.1	0.0	0.00	0.00	C45
Kaposi sarcoma	10	0.2	1.0	0.7	0.06	0.08	0	0.0	0.0	0.0	0.00	0.00	C46
Connective and soft tissue	53	0.8	5.5	3.2	0.17	0.29	28	0.6	3.4	2.5	0.13	0.21	C47+C49
Breast	13	0.2	1.3	0.5	0.02	0.06	1456	29.6	177.5	95.4	6.55	10.89	C50
Vulva							39	0.8	4.8	1.9	0.10	0.21	C51
Vagina							6	0.1	0.7	0.3	0.01	0.02	C52
Cervix uteri							62	1.3	7.6	5.8	0.48	0.54	C53
Corpus uteri							308	6.3	37.5	18.1	1.17	2.27	C54
Uterus unspecified							5	0.1	0.6	0.3	0.03	0.03	C55
Ovary							138	2.8	16.8	9.2	0.61	0.88	C56
Other female genital organs							43	0.9	5.2	2.6	0.16	0.31	C57
Placenta							1	0.0	0.1	0.1	0.01	0.01	C58
Penis	11	0.2	1.1	0.6	0.04	0.08							C60
Prostate	1276	20.1	132.0	58.0	2.70	7.75							C61
Testis	85	1.3	8.8	7.9	0.59	0.60							C62
Other male genital organs	4	0.1	0.4	0.4	0.02	0.04							C63
Kidney	238	3.7	24.6	12.3	0.70	1.47	83	1.7	10.1	5.0	0.35	0.55	C64
Renal pelvis	17	0.3	1.8	0.7	0.04	0.08	5	0.1	0.6	0.2	0.01	0.03	C65
Ureter	8	0.1	0.8	0.3	0.01	0.03	3	0.1	0.4	0.1	0.00	0.01	C66
Bladder	444	7.0	45.9	20.2	0.79	2.31	90	1.8	11.0	4.4	0.22	0.49	C67
Other urinary organs	8	0.1	0.8	0.4	0.01	0.07	2	0.0	0.2	0.1	0.00	0.01	C68
Eye	23	0.4	2.4	1.2	0.06	0.12	12	0.2	1.5	0.9	0.08	0.10	C69
Brain and nervous system	93	1.5	9.6	6.7	0.43	0.62	57	1.2	6.9	4.9	0.32	0.48	C70–72
Thyroid	80	1.3	8.3	5.4	0.39	0.56	177	3.6	21.6	16.6	1.33	1.51	C73
Adrenal gland	2	0.0	0.2	0.4	0.02	0.02	2	0.0	0.2	0.1	0.00	0.01	C74
Other endocrine	0	0.0	0.0	0.0	0.00	0.00	1	0.0	0.1	0.1	0.01	0.01	C75
Hodgkin lymphoma	34	0.5	3.5	2.4	0.15	0.20	17	0.3	2.1	2.0	0.13	0.15	C81
Non-Hodgkin lymphoma	244	3.8	25.3	13.1	0.80	1.51	159	3.2	19.4	9.5	0.50	1.03	C82–86,C96
Immunoproliferative diseases	19	0.3	2.0	1.0	0.03	0.12	16	0.3	2.0	0.9	0.06	0.09	C88
Multiple myeloma	103	1.6	10.7	4.9	0.26	0.56	50	1.0	6.1	2.5	0.09	0.31	C90
Lymphoid leukaemia	116	1.8	12.0	6.2	0.30	0.73	67	1.4	8.2	5.1	0.25	0.51	C91
Myeloid leukaemia	86	1.4	8.9	5.0	0.27	0.49	55	1.1	6.7	4.3	0.29	0.41	C92–94
Leukaemia unspecified	4	0.1	0.4	0.2	0.01	0.01	5	0.1	0.6	0.2	0.01	0.03	C95
Myeloproliferative disorders	46	0.7	4.8	2.3	0.12	0.27	34	0.7	4.1	1.7	0.10	0.17	MPD
Myelodysplastic syndromes	33	0.5	3.4	1.5	0.04	0.12	22	0.4	2.7	0.8	0.02	0.07	MPS
Other and unspecified	162	2.5	16.8	7.7	0.34	0.82	88	1.8	10.7	4.2	0.18	0.46	O&U
All sites	6410		663.3	322.0	17.33	37.89	4942		602.5	306.1	19.22	33.68	C00–96
All sites except C44	6360	100.0	658.2	319.6	17.21	37.66	4914	100.0	599.0	304.7	19.16	33.54	C00–96 exc.C44