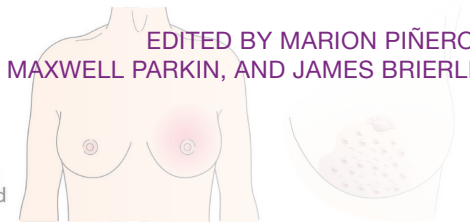


## USER'S GUIDE TO ESSENTIAL TNM

EDITED BY MARION PIÑEROS, D. MAXWELL PARKIN, AND JAMES BRIERLEY

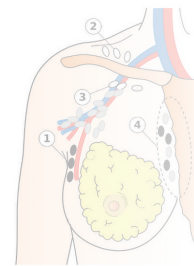


A (T4): Inflammatory carcinoma A (T4): Peau d'orange

III Localized Advanced

III Regional Advanced

II Regional Limited



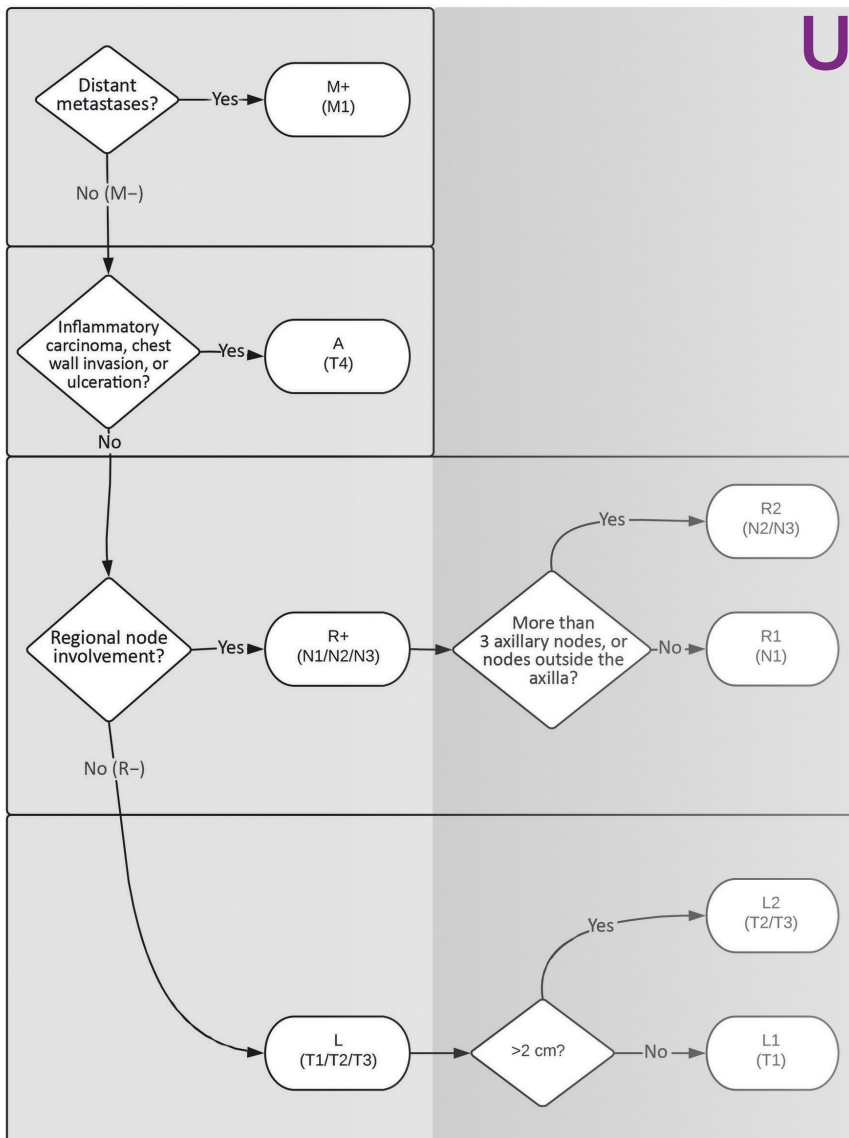
Regional lymph nodes:  
1 Axillary  
2 Supraclavicular  
3 Infraclavicular  
4 Internal mammary

II Localized Limited

I Localized Very limited



## IARC TECHNICAL PUBLICATION NO. 48



International Agency for Research on Cancer



World Health  
Organization



GLOBAL INITIATIVE  
FOR CANCER REGISTRY  
DEVELOPMENT

INITIATIVE MONDIALE  
POUR LE DEVELOPPEMENT  
DES REGISTRES DU CANCER

INICIATIVA MUNDIAL  
PARA EL DESARROLLO  
DE REGISTROS DE CÁNCER



IACR

International Association of Cancer Registries

# USER'S GUIDE TO ESSENTIAL TNM (E TNM)

VERSION 4.2  
(FEBRUARY 2024)

EDITED BY MARION PIÑEROS,  
D. MAXWELL PARKIN, AND JAMES BRIERLEY

IARC TECHNICAL PUBLICATION NO. 48

IARC, 2024

## © International Agency for Research on Cancer 2024

Some rights reserved. This work is available under the Creative Commons Attribution-NonCommercial-NoDerivs 3.0 IGO licence (CC BY-NC-ND 3.0 IGO; <https://creativecommons.org/licenses/by-nc-nd/3.0/igo/>).

Under the terms of this licence, you may copy and redistribute the work for non-commercial purposes, provided the work is appropriately cited, as indicated below. In any use of this work, there should be no suggestion that WHO endorses any specific organization, products, or services. The use of the WHO logo is not permitted.

Any mediation relating to disputes arising under the licence shall be conducted in accordance with the mediation rules of the World Intellectual Property Organization.

### **Suggested citation.**

Piñeros M, Parkin DM, Brierley J, editors (2024). User's Guide to Essential TNM (IARC Technical Publications No. 48). Lyon, France: International Agency for Research on Cancer. Available from: <https://publications.iarc.who.int/647>. Licence: CC BY-NC-ND 3.0 IGO.

### **Sales, rights and permissions.**

To purchase print copies distributed by WHO Press, World Health Organization, 20 Avenue Appia, 1211 Geneva 27, Switzerland, see <http://apps.who.int/bookorders>. Tel.: +41 22 791 3264; Fax: +41 22 791 4857; email: [bookorders@who.int](mailto:bookorders@who.int).

To obtain IARC publications in electronic format, see the IARC Publications website (<https://publications.iarc.who.int>).

To submit requests for adaptations or commercial use and queries on rights and licensing, see the IARC Publications website (<https://publications.iarc.who.int/Rights-And-Permissions>).

### **Third-party materials.**

If you wish to reuse material from this work that is attributed to a third party, such as tables, figures, or images, it is your responsibility to determine whether permission is needed for that reuse and to obtain permission from the copyright holder. The risk of claims resulting from infringement of any third-party-owned component in the work rests solely with the user.

### **General disclaimers.**

The designations employed and the presentation of the material in this publication do not imply the expression of any opinion whatsoever on the part of WHO or contributing agencies concerning the legal status of any country, territory, city or area or of its authorities, or concerning the delimitation of its frontiers or boundaries. Dotted and dashed lines on maps represent approximate border lines for which there may not yet be full agreement.

The mention of specific companies or of certain manufacturers' products does not imply that they are endorsed or recommended by WHO or contributing agencies in preference to others of a similar nature that are not mentioned. Errors and omissions excepted, the names of proprietary products are distinguished by initial capital letters.

All reasonable precautions have been taken by WHO to verify the information contained in this publication. However, the published material is being distributed without warranty of any kind, either expressed or implied. The responsibility for the interpretation and use of the material lies with the reader. In no event shall WHO or contributing agencies be liable for damages arising from its use.

Cover image: Breast cancer Essential TNM flow chart. Reprinted from Piñeros et al. (2019), copyright 2019, with permission from Elsevier; adapted from Brierley et al. (2017) and Wittekind et al. (2014).

### **IARC Library Cataloguing-in-Publication Data**

Names: Piñeros, Marion, editor. | Parkin, D. Maxwell, editor. | Brierley, James, editor.

Title: User's guide to essential TNM / edited by Marion Piñeros, D. Maxwell Parkin, James Brierley.

Description: Lyon: International Agency for Research on Cancer, 2024. | Series: IARC technical publications, ISSN 1012-7348; v. 48. | Includes bibliographical references.

Identifiers: ISBN 9789283224693 (pbk.) | ISBN 9789283224686 (ebook).

Subjects: MESH: Neoplasms - classification. | Neoplasm Staging.

Classification: NLM QZ 15